

CLASSIFICATION OF PROCEDURES

**ICD-9-CM
2005**

INTERNATIONAL CLASSIFICATION

OF DISEASES

9TH REVISION

CLINICAL MODIFICATION

PREFACE

This sixth edition of the International Classification of Diseases, 9th Revision, Clinical Modification (ICD-9-CM) is being published by the United States Government in recognition of its responsibility to promulgate this classification throughout the United States for morbidity coding. The International Classification of Diseases, 9th Revision, published by the World Health Organization (WHO) is the foundation of the ICD-9-CM and continues to be the classification employed in cause-of-death coding in the United States. The ICD-9-CM is completely comparable with the ICD-9. The WHO Collaborating Center for Classification of Diseases in North America serves as liaison between the international obligations for comparable classifications and the national health data needs of the United States.

The ICD-9-CM is recommended for use in all clinical settings but is required for reporting diagnoses and diseases to all U.S. Public Health Service and the Centers for Medicare & Medicaid Services (formerly the Health Care Financing Administration) programs. Guidance in the use of this classification can be found in the section "Guidance in the Use of ICD-9-CM."

ICD-9-CM extensions, interpretations, modifications, addenda, or errata other than those approved by the U.S. Public Health Service and the Centers for Medicare & Medicaid Services are not to be considered official and should not be utilized. Continuous maintenance of the ICD-9-CM is the responsibility of the Federal Government. However, because the ICD-9-CM represents the best in contemporary thinking of clinicians, nosologists, epidemiologists, and statisticians from both public and private sectors, no future modifications will be considered without extensive advice from the appropriate representatives of all major users.

All official authorized addenda through October 1, 2004, have been included in this sixth edition.

ACKNOWLEDGMENTS

Amy L. Blum, M.H.S.A., R.H.I.A., C.T.R.
Classification and Public Health Data Standards Staff
National Center for Health Statistics

Lizabeth J. Fisher, R.H.I.A.
Classification and Public Health Data Standards Staff
National Center for Health Statistics

Linda Washington
Marketing
National Center for Health Statistics

Development InfoStructure
1137 N. Highland St.
Arlington, VA 22201
Contact: David W. Martin

INTRODUCTION

The International Classification of Diseases, 9th Revision, Clinical Modification (ICD-9-CM) is based on the official version of the World Health Organization's 9th Revision, International Classification of Diseases (ICD-9). ICD-9 is designed for the classification of morbidity and mortality information for statistical purposes, and for the indexing of hospital records by disease and operations, for data storage and retrieval. The historical background of the International Classification of Diseases may be found in the Introduction to ICD-9 (Manual of the International Classification of Diseases, Injuries, and Causes of Death, World Health Organization, Geneva, Switzerland, 1977).

ICD-9-CM is a clinical modification of the World Health Organization's International Classification of Diseases, 9th Revision (ICD-9). The term "clinical" is used to emphasize the modification's intent: to serve as a useful tool in the area of classification of morbidity data for indexing of medical records, medical care review, and ambulatory and other medical care programs, as well as for basic health statistics. To describe the clinical picture of the patient, the codes must be more precise than those needed only for statistical groupings and trend analysis.

THE ICD-9-CM COORDINATION AND MAINTENANCE COMMITTEE

Annual modifications are made to the ICD-9-CM through the ICD-9-CM Coordination and Maintenance Committee (C&M). The Committee is made up of representatives from two Federal Government agencies, the National Center for Health Statistics and the Centers for Medicare & Medicaid Services (formerly the Health Care Financing Administration). The Committee holds meetings twice a year which are open to the public. Modification proposals submitted to the Committee for consideration are presented at the meetings for public discussion. Those modification proposals which are approved are incorporated into the official government version of the ICD-9-CM and become effective for use the October 1 of the year following their presentation.

CONVENTIONS USED IN THE TABULAR LIST

The ICD-9-CM Tabular List for both the Disease and Procedure Classification makes use of certain abbreviations, punctuation, and other conventions which need to be clearly understood.

Abbreviations

- NEC Not elsewhere classifiable. The category number for the term including NEC is to be used only when the coder lacks the information necessary to code the term to a more specific category.
- NOS Not otherwise specified. This abbreviation is the equivalent of "unspecified."

Punctuation

- [] Brackets are used to enclose synonyms, alternative wordings, or explanatory phrases.
 - () Parentheses are used to enclose supplementary words which may be present or absent in the statement of a disease or procedure without affecting the code number to which it is assigned.
 - :
- Colons are used in the Tabular List after an incomplete term which needs one or more of the modifiers which follow in order to make it assignable to a given category.

OTHER CONVENTIONS

Format: ICD-9-CM uses an indented format for ease in reference.

Instructional Notations

Includes:

This note appears immediately under a three-digit code title to further define, or give example of, the contents of the category.

Excludes:

Terms following the word "excludes" are to be coded elsewhere. The term excludes means "DO NOT CODE HERE".

Use additional code

This instruction is placed in the Tabular List in those categories where the user will need to add further information (by using an additional code) to give a more complete picture of the diagnosis or procedure.

GUIDANCE IN THE USE OF ICD-9-CM

To code accurately, it is necessary to have a working knowledge of medical terminology and to understand the characteristics, terminology, and conventions of the ICD-9-CM. Transforming verbal descriptions of diseases, injuries, conditions, and procedures into numerical designations (coding) is a complex activity and should not be undertaken without proper training.

Originally coding was accomplished to provide access to medical records by diagnoses and operations through retrieval for medical research, education, and administration. Medical codes today are utilized to facilitate payment of health services, to evaluate utilization patterns, and to study the appropriateness of health care costs. Coding provides the bases for epidemiological studies and research into the quality of health care.

Coding must be performed correctly and consistently to produce meaningful statistics to aid in the planning for the health needs of the Nation.

QUESTIONS

Questions regarding the use and interpretation of the International Classification of Diseases, 9th Revision, Clinical Modification can be directed to any of the organizations listed below.

Central Office on ICD-9-CM

American Hospital Association
1 North Franklin
Chicago, Illinois 60606

National Center for Health Statistics

Centers for Disease Control and Prevention
Department of Health and Human Services
3311 Toledo Road
Hyattsville, Maryland 20782

Centers for Medicare & Medicaid Services

(formerly the Health Care Financing Administration)
Division of Prospective Payment System
Office of Hospital Policy
7500 Security Blvd., C5-06-27
Baltimore, Maryland 21244-185

TABLE OF CONTENTS

CLASSIFICATION OF PROCEDURES

Chapter	Code		Page
0	00	Procedures and interventions, not elsewhere classified	11
1	01-05	Operations on the nervous system	17
2	06-07	Operations on the endocrine system	27
3	08-16	Operations on the eye	32
4	18-20	Operations on the ear	46
5	21-29	Operations on the nose, mouth, and pharynx	51
6	30-34	Operations on the respiratory system	64
7	35-39	Operations on the cardiovascular system	73
8	40-41	Operations on the hemic and lymphatic system	101
9	42-54	Operations on the digestive system	105
10	55-59	Operations on the urinary system	140
11	60-64	Operations on the male genital organs	153
12	65-71	Operations on the female genital organs	160
13	72-75	Obstetrical procedures	173
14	76-84	Operations on the musculoskeletal system	178
15	85-86	Operations on the integumentary system	205
16	87-99	Miscellaneous diagnostic and therapeutic procedures	214
INDEX TO PROCEDURES			255
APPENDIX	ICD-9-CM Changes (FY2001-2005)		443
	Conversion Table of New ICD-9-CM Codes, October 2004		457
	Final addenda FY 2001-2005		459


CLASSIFICATION OF PROCEDURES

0. PROCEDURES AND INTERVENTIONS , NOT ELSEWHERE CLASSIFIED (00)

00 Procedures and interventions, Not Elsewhere Classified

00.0 Therapeutic ultrasound

Excludes: diagnostic ultrasound (non-invasive) (88.71-88.79)
intracardiac echocardiography [ICE] (heart chamber(s)) (37.28)
intravascular imaging (adjunctive) (00.21-00.29)

00.01 Therapeutic ultrasound of vessels of head and neck 


Anti-restenotic ultrasound
Intravascular non-ablative ultrasound

Excludes: diagnostic ultrasound of:
eye (95.13)
head and neck (88.71)
that of inner ear (20.79)
ultrasonic:
angioplasty of non-coronary vessel (39.50)
embolectomy (38.01, 38.02)
endarterectomy (38.11, 38.12)
thrombectomy (38.01, 38.02)

00.02 Therapeutic ultrasound of heart 

Anti-restenotic ultrasound
Intravascular non-ablative ultrasound

Excludes: diagnostic ultrasound of heart (88.72)
ultrasonic ablation of heart lesion (37.34)
ultrasonic angioplasty of coronary vessels (36.01, 36.02,
36.05, 36.09)

00.03 Therapeutic ultrasound of peripheral vascular vessels 

Anti-restenotic ultrasound
Intravascular non-ablative ultrasound

Excludes: diagnostic ultrasound of peripheral vascular system (88.77)
ultrasonic angioplasty of:
non-coronary vessel (39.50)

00.09 Other therapeutic ultrasound 












Excludes: ultrasonic:
fragmentation of urinary stones (59.95)
percutaneous nephrostomy with fragmentation (55.04)
physical therapy (93.35)
transurethral guided laser induced prostatectomy (TULIP)
(60.21)

00.1 Pharmaceuticals

00.10 Implantation of chemotherapeutic agent 

Brain wafer chemotherapy
Interstitial/ intracavitary


Excludes: injection or infusion of cancer chemotherapeutic
substance (99.25)

- 00.11 Infusion of drotrecogin alfa (activated)** 
 Infusion of recombinant protein
- 00.12 Administration of inhaled nitric oxide** 
 Nitric oxide therapy
- 00.13 Injection or infusion of nesiritide** 
 Human B-type natriuretic peptide (hBNP)
- 00.14 Injection or infusion of oxazolidinone class of antibiotics** 
 Linezolid injection
- 00.15 High-dose infusion interleukin-2 [IL-2]** 
 Infusion (IV bolus, CIV) interleukin
 Injection of aldesleukin
Excludes: low-dose infusion interleukin-2 (99.28)
- 00.16 Pressurized treatment of venous bypass graft [conduit] with pharmaceutical substance** 
 Ex-vivo treatment of vessel
 Hyperbaric pressurized graft [conduit]
- 00.17 Infusion of vasopressor agent** 
- 00.2 Intravascular imaging of blood vessels**
 Endovascular ultrasonography
 Intravascular ultrasound (IVUS)
 Code also any synchronous diagnostic or therapeutic procedures
Excludes: therapeutic ultrasound (00.01-00.09)
- 00.21 Intravascular imaging of extracranial cerebral vessels** 
 Common carotid vessels and branches
 Intravascular ultrasound (IVUS), extracranial cerebral vessels
Excludes: diagnostic ultrasound (non-invasive) of head and neck (88.71)
- 00.22 Intravascular imaging of intrathoracic vessels** 
 Aorta and aortic arch
 Intravascular ultrasound (IVUS), intrathoracic vessels
 Vena cava (superior) (inferior)
Excludes: diagnostic ultrasound (non-invasive) of other sites of thorax (88.73)
- 00.23 Intravascular imaging of peripheral vessels** 
 Imaging of:
 vessels of arm(s)
 vessels of leg(s)
 Intravascular ultrasound (IVUS), peripheral vessels
Excludes: diagnostic ultrasound (non-invasive) of peripheral vascular system (88.77)
- 00.24 Intravascular imaging of coronary vessels** 
 Intravascular ultrasound (IVUS), coronary vessels
*Excludes: diagnostic ultrasound (non-invasive) of heart (88.72)
 intracardiac echocardiography [ICE] (ultrasound of heart chamber(s)) (37.28)*

00.25 Intravascular imaging of renal vessels 

Intravascular ultrasound (IVUS), renal vessels
Renal artery

Excludes: *diagnostic ultrasound (non-invasive) of urinary system*
(88.75)

00.28 Intravascular imaging, other specified vessel(s) 


00.29 Intravascular imaging, unspecified vessel(s) 


00.3 Computer assisted surgery [CAS]


CT-free navigation
Image guided navigation (IGN)
Image guided surgery (IGS)
Imageless navigation

Code also diagnostic or therapeutic procedure

Excludes: *stereotactic frame application only* *(93.59)*

00.31 Computer assisted surgery with CT/CTA 

00.32 Computer assisted surgery with MR/MRA 

00.33 Computer assisted surgery with fluoroscopy 

00.34 Imageless computer assisted surgery 

00.35 Computer assisted surgery with multiple datasets 

00.39 Other computer assisted surgery 





Computer assisted surgery NOS

00.5 Other cardiovascular procedures

00.50 Implantation of cardiac resynchronization pacemaker 
without mention of defibrillation, total system [CRT-P]

Biventricular pacing without internal cardiac defibrillator
Implantation of cardiac resynchronization (biventricular) pulse generator pacing device, formation of pocket, transvenous leads including placement of lead into left ventricular coronary venous system, and intraoperative procedures for evaluation of lead signals.

Excludes: *implantation of cardiac resynchronization defibrillator, total system [CRT-D]* *(00.51)*
insertion or replacement of any type pacemaker device *(37.80-37.87)*
replacement of cardiac resynchronization defibrillator pulse generator only [CRT-D] *(00.54)*
replacement of cardiac resynchronization pacemaker pulse generator only [CRT-P] *(00.53)*

- 00.51 Implantation of cardiac resynchronization defibrillator, total system [CRT-D]** 
- Biventricular pacing with internal cardiac defibrillator
 Implantation of a cardiac resynchronization (biventricular) pulse generator with defibrillator [AICD], formation of pocket, transvenous leads, including placement of lead into left ventricular coronary venous system, intraoperative procedures for evaluation of lead signals, and obtaining defibrillator threshold measurements.
- Excludes:* implantation of cardiac resynchronization pacemaker, total system [CRT-P]([00.50](#))
 implantation or replacement of automatic cardioverter/defibrillator, total system [AICD] ([37.94](#))
 replacement of cardiac resynchronization defibrillator pulse generator, only [CRT-D]([00.54](#))
- 00.52 Implantation or replacement of transvenous lead [electrode] into left ventricular coronary venous system** 
- Excludes:* implantation of cardiac resynchronization defibrillator, total system [CRT-D]([00.51](#))
 implantation of cardiac resynchronization pacemaker, total system [CRT-P]([00.50](#))
 initial insertion of transvenous lead [electrode] ([37.70-37.72](#))
 replacement of transvenous atrial and/or ventricular lead(s) [electrodes] ([37.76](#))
- 00.53 Implantation or replacement of cardiac resynchronization pacemaker pulse generator only [CRT-P]** 
- Implantation of CRT-P device with removal of any existing CRT-P or other pacemaker device
- Excludes:* implantation of cardiac resynchronization pacemaker, total system [CRT-P] ([00.50](#))
 implantation or replacement of cardiac resynchronization defibrillator pulse generator only [CRT-D]([00.54](#))
 insertion or replacement of any type pacemaker device ([37.80-37.87](#))
- 00.54 Implantation or replacement of cardiac resynchronization defibrillator pulse generator device only [CRT-D]** 
- Implantation of CRT-D device with removal of any existing CRT-D, CRT-P, pacemaker, or defibrillator device
- Excludes:* implantation of automatic cardioverter/defibrillator pulse generator only ([37.96](#))
 implantation of cardiac resynchronization defibrillator, total system [CRT-D] ([00.51](#))
 implantation or replacement of cardiac resynchronization pacemaker pulse generator only [CRT-P] ([00.53](#))

00.55 Insertion of drug-eluting peripheral vessel stent(s) 


Endograft(s)
Endovascular graft(s)
Stent grafts

Code also any angioplasty or atherectomy of other non-coronary vessel(s) ([39.50](#))

Excludes: drug-coated peripheral stents, e.g., heparin coated ([39.90](#))
insertion of cerebrovascular stent(s) ([00.63-00.65](#))
insertion of drug-eluting coronary artery stent ([36.07](#))
insertion of non-drug-eluting stent(s):
 coronary artery ([36.06](#))
 peripheral vessel ([39.90](#))
 that for aneurysm repair ([39.71 - 39.79](#))

00.6 Procedures on blood vessels

Excludes: angioplasty or atherectomy of other non-coronary vessel(s) ([39.50](#))
insertion of coronary artery stent(s) ([36.06- 36.07](#))
insertion of drug-eluting peripheral vessel stent(s) ([00.55](#))
insertion of non-drug-eluting peripheral vessel stent(s) ([39.90](#))


00.61 Percutaneous angioplasty or atherectomy of precerebral (extracranial) vessel(s) 

Basilar
Carotid
Vertebral

Code also any:

injection or infusion of thrombolytic agent ([99.10](#))
percutaneous insertion of carotid artery stent(s) ([00.63](#))
percutaneous insertion of other precerebral artery stent(s) ([00.64](#))




Excludes: angioplasty or atherectomy of other non-coronary vessel(s) ([39.50](#))
removal of cerebrovascular obstruction of vessel(s) by open approach ([38.01-38.02](#), [38.11-38.12](#), [38.31-38.32](#), [38.41-38.42](#))

00.62 Percutaneous angioplasty or atherectomy of intracranial vessel(s) 




Code also any:

injection or infusion of thrombolytic agent ([99.10](#))
percutaneous insertion of intracranial stent(s) ([00.65](#))

Excludes: angioplasty or atherectomy of other non-coronary vessel(s) ([39.50](#))
removal of cerebrovascular obstruction of vessel(s) by open approach ([38.01-38.02](#), [38.11-38.12](#), [38.31-38.32](#), [38.41-38.42](#))

- 00.63 Percutaneous insertion of carotid artery stent(s)** 
Includes the use of any embolic protection device, distal protection device, filter device, or stent delivery system
Non-drug-eluting stent
Code also percutaneous angioplasty or atherectomy of precerebral vessel(s) ([00.61](#))
- 00.64 Percutaneous insertion of other precerebral (extracranial) artery stent(s)** 
Includes the use of any embolic protection device, distal protection device, filter device, or stent delivery system
Basilar stent
Vertebral stent
Code also percutaneous angioplasty or atherectomy of precerebral vessel(s) ([00.61](#))
- 00.65 Percutaneous insertion of intracranial vascular stent(s)** 
Includes the use of any embolic protection device, distal protection device, filter device, or stent delivery system
Code also percutaneous angioplasty or atherectomy of intracranial vessel(s) ([00.62](#))

00.9 Other procedures and interventions

- 00.91 Transplant from live related donor** 
Code also organ transplant procedure
- 00.92 Transplant from live non-related donor** 
Code also organ transplant procedure
- 00.93 Transplant from cadaver** 
Code also organ transplant procedure



1. OPERATIONS ON THE NERVOUS SYSTEM (01-05)

01 Incision and excision of skull, brain, and cerebral meninges

01.0 Cranial puncture

01.01 Cisternal puncture

Cisternal tap

Excludes: pneumocisternogram (87.02)

01.02 Ventriculopuncture through previously implanted catheter

Puncture of ventricular shunt tubing

01.09 Other cranial puncture

Aspiration of:

subarachnoid space

subdural space

Cranial aspiration NOS

Puncture of anterior fontanel

Subdural tap (through fontanel)

01.1 Diagnostic procedures on skull, brain, and cerebral meninges

01.11 Closed [percutaneous] [needle] biopsy of cerebral meninges

Burr hole approach

01.12 Open biopsy of cerebral meninges

01.13 Closed [percutaneous] [needle] biopsy of brain

Burr hole approach

Stereotactic method

01.14 Open biopsy of brain

01.15 Biopsy of skull

01.18 Other diagnostic procedures on brain and cerebral meninges

Excludes: cerebral:

arteriography (88.41)

thermography (88.81)

contrast radiogram of brain (87.01-87.02)

echoencephalogram (88.71)

electroencephalogram (89.14)

microscopic examination of specimen from nervous system
and of spinal fluid (90.01-90.09)

neurologic examination (89.13)

phlebography of head and neck (88.61)

pneumoencephalogram (87.01)

radioisotope scan:

cerebral (92.11)

head NEC (92.12)

tomography of head:

C.A.T. scan (87.03)

other (87.04)

01.19 Other diagnostic procedures on skull

Excludes: transillumination of skull ([89.16](#))
x-ray of skull ([87.17](#))

01.2 Craniotomy and craniectomy

Excludes: decompression of skull fracture ([02.02](#))
exploration of orbit ([16.01-16.09](#))
that as operative approach -- omit code

01.21 Incision and drainage of cranial sinus

01.22 Removal of intracranial neurostimulator lead(s)[®]

Code also any removal of neurostimulator pulse generator ([86.05](#))

Excludes: removal with synchronous replacement ([02.93](#))

01.23 Reopening of craniotomy site

01.24 Other craniotomy

Cranial:
decompression
exploration
trephination
Craniotomy NOS
Craniotomy with removal of:
epidural abscess
extradural hematoma
foreign body of skull

Excludes: removal of foreign body with incision into brain ([01.39](#))

01.25 Other craniectomy

Debridement of skull NOS
Sequestrectomy of skull

Excludes: debridement of compound fracture of skull ([02.02](#))
strip craniectomy ([02.01](#))

01.3 Incision of brain and cerebral meninges

01.31 Incision of cerebral meninges

Drainage of:
intracranial hygroma
subarachnoid abscess (cerebral)
subdural empyema

01.32 Lobotomy and tractotomy

Division of:
brain tissue
cerebral tracts
Percutaneous (radiofrequency) cingulotomy

01.39 Other incision of brain

Amygdalohippocampotomy
Drainage of intracerebral hematoma
Incision of brain NOS

Excludes: division of cortical adhesions ([02.91](#))

01.4 Operations on thalamus and globus pallidus

01.41 Operations on thalamus

Chemothalamectomy
Thalamotomy

Excludes: that by stereotactic radiosurgery ([92.30 - 92.39](#))

01.42 Operations on globus pallidus

Pallidoansectomy
Pallidotomy

Excludes: that by stereotactic radiosurgery ([92.30 - 92.39](#))

01.5 Other excision or destruction of brain and meninges

01.51 Excision of lesion or tissue of cerebral meninges

Decortication of (cerebral) meninges
Resection of (cerebral) meninges
Stripping of subdural membrane of (cerebral) meninges

Excludes: biopsy of cerebral meninges ([01.11-01.12](#))

01.52 Hemispherectomy

01.53 Lobectomy of brain

01.59 Other excision or destruction of lesion or tissue of brain

Curettage of brain
Debridement of brain
Marsupialization of brain cyst
Transtemporal (mastoid) excision of brain tumor

Excludes: biopsy of brain ([01.13-01.14](#))
that by stereotactic radiosurgery ([92.30 - 92.39](#))

01.6 Excision of lesion of skull

Removal of granulation tissue of cranium

Excludes: biopsy of skull ([01.15](#))
sequestrectomy ([01.25](#))

02 Other operations on skull, brain, and cerebral meninges

02.0 Cranioplasty

Excludes: that with synchronous repair of encephalocele ([02.12](#))

02.01 Opening of cranial suture

Linear craniectomy
Strip craniectomy

02.02 Elevation of skull fracture fragments

Debridement of compound fracture of skull
Decompression of skull fracture
Reduction of skull fracture

Code also any synchronous debridement of brain ([01.59](#))

Excludes: debridement of skull NOS ([01.25](#))
removal of granulation tissue of cranium ([01.6](#))

02.03 Formation of cranial bone flap

Repair of skull with flap

02.04 Bone graft to skull
Pericranial graft (autogenous) (heterogenous)

02.05 Insertion of skull plate
Replacement of skull plate

02.06 Other cranial osteoplasty
Repair of skull NOS
Revision of bone flap of skull

02.07 Removal of skull plate
Excludes: removal with synchronous replacement (02.05)

02.1 Repair of cerebral meninges

Excludes: marsupialization of cerebral lesion (01.59)

02.11 Simple suture of dura mater of brain

02.12 Other repair of cerebral meninges
Closure of fistula of cerebrospinal fluid
Dural graft
Repair of encephalocele including synchronous cranioplasty
Repair of meninges NOS
Subdural patch

02.13 Ligation of meningeal vessel
Ligation of:
 longitudinal sinus
 middle meningeal artery

02.14 Choroid plexectomy
Cauterization of choroid plexus

02.2 Ventriculostomy

Anastomosis of ventricle to:
 cervical subarachnoid space
 cisterna magna
Insertion of Holter valve
Ventriculocisternal intubation

02.3 Extracranial ventricular shunt

Includes: that with insertion of valve

02.31 Ventricular shunt to structure in head and neck
Ventricle to nasopharynx shunt
Ventriculomastoid anastomosis

02.32 Ventricular shunt to circulatory system
Ventriculoatrial anastomosis
Ventriculocaval shunt

02.33 Ventricular shunt to thoracic cavity
Ventriculopleural anastomosis

02.34 Ventricular shunt to abdominal cavity and organs
Ventriculocholecystostomy
Ventriculoperitoneostomy

02.35 Ventricular shunt to urinary system
Ventricle to ureter shunt

02.39 Other operations to establish drainage of ventricle

Ventricle to bone marrow shunt
 Ventricular shunt to extracranial site NEC

02.4 Revision, removal, and irrigation of ventricular shunt

Excludes: revision of distal catheter of ventricular shunt ([54.95](#))

02.41 Irrigation and exploration of ventricular shunt [®]

Exploration of ventriculoperitoneal shunt at ventricular site
 Re-programming of ventriculoperitoneal shunt

02.42 Replacement of ventricular shunt

Reinsertion of Holter valve
 Replacement of ventricular catheter
 Revision of ventriculoperitoneal shunt at ventricular site

02.43 Removal of ventricular shunt

02.9 Other operations on skull, brain, and cerebral meninges

Excludes: operations on:

pineal gland ([07.17](#), [07.51-07.59](#))

pituitary gland [hypophysis] ([07.13-07.15](#), [07.61-07.79](#))

02.91 Lysis of cortical adhesions

02.92 Repair of brain

02.93 Implantation or replacement of intracranial neurostimulator lead(s) [®]

Implantation, insertion, placement, or replacement of intracranial:
 brain pacemaker [neuropacemaker]
 depth electrodes
 epidural pegs
 electroencephalographic receiver
 foramen ovale electrodes
 intracranial electrostimulator
 subdural grids
 subdural strips

Code also any insertion of neurostimulator pulse generator
[\(86.94-86.96\)](#)

02.94 Insertion or replacement of skull tongs or halo traction device

02.95 Removal of skull tongs or halo traction device

02.96 Insertion of sphenoidal electrodes

02.99 Other

Excludes: chemical shock therapy ([94.24](#))

electroshock therapy:

subconvulsive ([94.26](#))

other ([94.27](#))

03 Operations on spinal cord and spinal canal structures

Code also any application or administration of an adhesion barrier substance ([99.77](#))

03.0 Exploration and decompression of spinal canal structures

03.01 Removal of foreign body from spinal canal



New code



Revised code



4th digit required

- 03.02 Reopening of laminectomy site**
- 03.09 Other exploration and decompression of spinal canal**
 Decompression:
 laminectomy
 laminotomy
 Expansile laminoplasty
 Exploration of spinal nerve root
 Foraminotomy
Excludes: drainage of spinal fluid by anastomosis (03.71-03.79)
laminectomy with excision of intervertebral disc (80.51)
spinal tap (03.31)
that as operative approach -- omit code
- 03.1 Division of intraspinal nerve root**
 Rhizotomy
- 03.2 Chordotomy**
- 03.21 Percutaneous chordotomy**
 Stereotactic chordotomy
- 03.29 Other chordotomy**
 Chordotomy NOS
 Tractotomy (one-stage) (two-stage) of spinal cord
 Transection of spinal cord tracts
- 03.3 Diagnostic procedures on spinal cord and spinal canal structures**
- 03.31 Spinal tap**
 Lumbar puncture for removal of dye
Excludes: lumbar puncture for injection of dye [myelogram] (87.21)
- 03.32 Biopsy of spinal cord or spinal meninges**
- 03.39 Other diagnostic procedures on spinal cord and spinal canal structures**
Excludes: microscopic examination of specimen from nervous system or of spinal fluid (90.01-90.09)
x-ray of spine (87.21-87.29)
- 03.4 Excision or destruction of lesion of spinal cord or spinal meninges**
 Curettage of spinal cord or spinal meninges
 Debridement of spinal cord or spinal meninges
 Marsupialization of cyst of spinal cord or spinal meninges
 Resection of spinal cord or spinal meninges
Excludes: biopsy of spinal cord or meninges (03.32)
- 03.5 Plastic operations on spinal cord structures**
- 03.51 Repair of spinal meningocele**
 Repair of meningocele NOS
- 03.52 Repair of spinal myelomeningocele**

03.53 Repair of vertebral fracture ®

Elevation of spinal bone fragments
 Reduction of fracture of vertebrae
 Removal of bony spicules from spinal canal

Excludes: kyphoplasty (78.49)
 vertebroplasty (78.49)

03.59 Other repair and plastic operations on spinal cord structures

Repair of:
 diastematomyelia
 spina bifida NOS
 spinal cord NOS
 spinal meninges NOS
 vertebral arch defect

03.6 Lysis of adhesions of spinal cord and nerve roots

03.7 Shunt of spinal theca

Includes: that with valve

03.71 Spinal subarachnoid-peritoneal shunt

03.72 Spinal subarachnoid-ureteral shunt

03.79 Other shunt of spinal theca

Lumbar-subarachnoid shunt NOS
 Pleurothecal anastomosis
 Salpingothecal anastomosis

03.8 Injection of destructive agent into spinal canal

03.9 Other operations on spinal cord and spinal canal structures

03.90 Insertion of catheter into spinal canal for infusion of therapeutic or palliative substances

Insertion of catheter into epidural, subarachnoid, or subdural space of spine with intermittent or continuous infusion of drug (with creation of any reservoir)

Code also any implantation of infusion pump (86.06)

03.91 Injection of anesthetic into spinal canal for analgesia

Excludes: that for operative anesthesia -- omit code

03.92 Injection of other agent into spinal canal

Intrathecal injection of steroid
 Subarachnoid perfusion of refrigerated saline

Excludes: injection of:
 contrast material for myelogram (87.21)
 destructive agent into spinal canal (03.8)

03.93 Implantation or replacement of spinal neurostimulator lead(s) ®

Code also any insertion of neurostimulator pulse generator (86.94-86.96)

03.94 Removal of spinal neurostimulator lead(s) ®

Code also any removal of neurostimulator pulse generator (86.05)



- 03.95 Spinal blood patch
- 03.96 Percutaneous denervation of facet
- 03.97 Revision of spinal thecal shunt
- 03.98 Removal of spinal thecal shunt
- 03.99 Other
- 04 Operations on cranial and peripheral nerves
 - 04.0 Incision, division, and excision of cranial and peripheral nerves
 - Excludes:* opticociliary neurectomy (12.79)
sympathetic ganglionectomy (05.21-05.29)
 - 04.01 Excision of acoustic neuroma
That by craniotomy
Excludes: that by stereotactic radiosurgery (92.30 - 92.39)
 - 04.02 Division of trigeminal nerve
Retrogasserian neurotomy
 - 04.03 Division or crushing of other cranial and peripheral nerves
Excludes: that of:
glossopharyngeal nerve (29.92)
laryngeal nerve (31.91)
nerves to adrenal glands (07.42)
phrenic nerve for collapse of lung (33.31)
vagus nerve (44.00-44.03)
 - 04.04 Other incision of cranial and peripheral nerves
 - 04.05 Gasserian ganglionectomy
 - 04.06 Other cranial or peripheral ganglionectomy
Excludes: sympathetic ganglionectomy (05.21-05.29)
 - 04.07 Other excision or avulsion of cranial and peripheral nerves
Curettage of peripheral nerve
Debridement of peripheral nerve
Resection of peripheral nerve
Excision of peripheral neuroma [Morton's]
Excludes: biopsy of cranial or peripheral nerve (04.11-04.12)
 - 04.1 Diagnostic procedures on peripheral nervous system
 - 04.11 Closed [percutaneous] [needle] biopsy of cranial or peripheral nerve or ganglion
 - 04.12 Open biopsy of cranial or peripheral nerve or ganglion
 - 04.19 Other diagnostic procedures on cranial and peripheral nerves and ganglia
Excludes: microscopic examination of specimen from nervous system (90.01-90.09)
neurologic examination (89.13)

04.2 Destruction of cranial and peripheral nerves [®]

Destruction of cranial or peripheral nerves by:
 cryoanalgesia
 injection of neurolytic agent
 radiofrequency
 Radiofrequency ablation

04.3 Suture of cranial and peripheral nerves

04.4 Lysis of adhesions and decompression of cranial and peripheral nerves

04.41 Decompression of trigeminal nerve root

04.42 Other cranial nerve decompression

04.43 Release of carpal tunnel

04.44 Release of tarsal tunnel

04.49 Other peripheral nerve or ganglion decompression or lysis of adhesions

Peripheral nerve neurolysis NOS

04.5 Cranial or peripheral nerve graft

04.6 Transposition of cranial and peripheral nerves

Nerve transplantation

04.7 Other cranial or peripheral neuroplasty

04.71 Hypoglossal-facial anastomosis

04.72 Accessory-facial anastomosis

04.73 Accessory-hypoglossal anastomosis

04.74 Other anastomosis of cranial or peripheral nerve

04.75 Revision of previous repair of cranial and peripheral nerves

04.76 Repair of old traumatic injury of cranial and peripheral nerves

04.79 Other neuroplasty

04.8 Injection into peripheral nerve

Excludes: destruction of nerve (by injection of neurolytic agent) (04.2)

04.80 Peripheral nerve injection, not otherwise specified

04.81 Injection of anesthetic into peripheral nerve for analgesia

Excludes: that for operative anesthesia -- omit code

04.89 Injection of other agent, except neurolytic

Excludes: injection of neurolytic agent (04.2)

04.9 Other operations on cranial and peripheral nerves

04.91 Neurectasis

04.92 Implantation or replacement of peripheral neurostimulator lead(s) [®]

Code also any insertion of neurostimulator pulse generator
[\(86.94-86.96\)](#)

04.93 Removal of peripheral neurostimulator lead(s) [®]

Code also any removal of neurostimulator pulse generator ([86.05](#))

04.99 Other

05 Operations on sympathetic nerves or ganglia

Excludes: paracervical uterine denervation ([69.3](#))

05.0 Division of sympathetic nerve or ganglion

Excludes: that of nerves to adrenal glands ([07.42](#))

05.1 Diagnostic procedures on sympathetic nerves or ganglia

05.11 Biopsy of sympathetic nerve or ganglion

05.19 Other diagnostic procedures on sympathetic nerves or ganglia

05.2 Sympathectomy

05.21 Sphenopalatine ganglionectomy

05.22 Cervical sympathectomy

05.23 Lumbar sympathectomy

05.24 Presacral sympathectomy

05.25 Periarterial sympathectomy

05.29 Other sympathectomy and ganglionectomy

Excision or avulsion of sympathetic nerve NOS

Sympathetic ganglionectomy NOS

Excludes: biopsy of sympathetic nerve or ganglion ([05.11](#))
 opticociliary neurectomy ([12.79](#))
 periarterial sympathectomy ([05.25](#))
 tympanosympathectomy ([20.91](#))

05.3 Injection into sympathetic nerve or ganglion

Excludes: injection of ciliary sympathetic ganglion ([12.79](#))

05.31 Injection of anesthetic into sympathetic nerve for analgesia

05.32 Injection of neurolytic agent into sympathetic nerve

05.39 Other injection into sympathetic nerve or ganglion

05.8 Other operations on sympathetic nerves or ganglia

05.81 Repair of sympathetic nerve or ganglion

05.89 Other

05.9 Other operations on nervous system

2. OPERATIONS ON THE ENDOCRINE SYSTEM (06-07)

06 Operations on thyroid and parathyroid glands

Includes: incidental resection of hyoid bone

06.0 Incision of thyroid field

Excludes: division of isthmus (06.91)

06.01 Aspiration of thyroid field

Percutaneous or needle drainage of thyroid field

Excludes: aspiration biopsy of thyroid (06.11)
drainage by incision (06.09)
postoperative aspiration of field (06.02)

06.02 Reopening of wound of thyroid field

Reopening of wound of thyroid field for:
control of (postoperative) hemorrhage
examination
exploration
removal of hematoma

06.09 Other incision of thyroid field

Drainage of hematoma by incision
Drainage of thyroglossal tract by incision
Exploration:
neck by incision
thyroid (field) by incision
Removal of foreign body by incision
Thyroidotomy NOS by incision

Excludes: postoperative exploration (06.02)
removal of hematoma by aspiration (06.01)

06.1 Diagnostic procedures on thyroid and parathyroid glands

06.11 Closed [percutaneous] [needle] biopsy of thyroid gland

Aspiration biopsy of thyroid

06.12 Open biopsy of thyroid gland

06.13 Biopsy of parathyroid gland

06.19 Other diagnostic procedures on thyroid and parathyroid glands

Excludes: radioisotope scan of:
parathyroid (92.13)
thyroid (92.01)
soft tissue x-ray of thyroid field (87.09)

06.2 Unilateral thyroid lobectomy

Complete removal of one lobe of thyroid (with removal of isthmus or portion of other lobe)

Hemithyroidectomy

Excludes: partial substernal thyroidectomy (06.51)

06.3 Other partial thyroidectomy

06.31 Excision of lesion of thyroid

Excludes: biopsy of thyroid (06.11-06.12)

06.39 Other

Isthmectomy
 Partial thyroidectomy NOS

Excludes: partial substernal thyroidectomy (06.51)

06.4 Complete thyroidectomy

*Excludes: complete substernal thyroidectomy (06.52)
 that with laryngectomy (30.3-30.4)*

06.5 Substernal thyroidectomy

06.50 Substernal thyroidectomy, not otherwise specified

06.51 Partial substernal thyroidectomy

06.52 Complete substernal thyroidectomy

06.6 Excision of lingual thyroid

Excision of thyroid by:
 submental route
 transoral route

06.7 Excision of thyroglossal duct or tract

06.8 Parathyroidectomy

06.81 Complete parathyroidectomy

06.89 Other parathyroidectomy

Parathyroidectomy NOS
 Partial parathyroidectomy

Excludes: biopsy of parathyroid (06.13)

06.9 Other operations on thyroid (region) and parathyroid

06.91 Division of thyroid isthmus

Transection of thyroid isthmus

06.92 Ligation of thyroid vessels

06.93 Suture of thyroid gland

06.94 Thyroid tissue reimplantation

Autotransplantation of thyroid tissue

06.95 Parathyroid tissue reimplantation

Autotransplantation of parathyroid tissue

06.98 Other operations on thyroid glands

06.99 Other operations on parathyroid glands

07 Operations on other endocrine glands

Includes: operations on:
 adrenal glands
 pineal gland
 pituitary gland
 thymus

Excludes: operations on:
aortic and carotid bodies (39.8)
ovaries (65.0-65.99)
pancreas (52.01-52.99)
testes (62.0-62.99)

07.0 Exploration of adrenal field

Excludes: incision of adrenal (gland) (07.41)

07.00 Exploration of adrenal field, not otherwise specified

07.01 Unilateral exploration of adrenal field

07.02 Bilateral exploration of adrenal field

07.1 Diagnostic procedures on adrenal glands, pituitary gland, pineal gland, and thymus

07.11 Closed [percutaneous] [needle] biopsy of adrenal gland

07.12 Open biopsy of adrenal gland

07.13 Biopsy of pituitary gland, transfrontal approach

07.14 Biopsy of pituitary gland, transsphenoidal approach

07.15 Biopsy of pituitary gland, unspecified approach

07.16 Biopsy of thymus

07.17 Biopsy of pineal gland

07.19 Other diagnostic procedures on adrenal glands, pituitary gland, pineal gland, and thymus

Excludes: microscopic examination of specimen from endocrine gland (90.11-90.19)
radioisotope scan of pituitary gland (92.11)

07.2 Partial adrenalectomy

07.21 Excision of lesion of adrenal gland

Excludes: biopsy of adrenal gland (07.11-07.12)

07.22 Unilateral adrenalectomy

Adrenalectomy NOS

Excludes: excision of remaining adrenal gland (07.3)

07.29 Other partial adrenalectomy

Partial adrenalectomy NOS

07.3 Bilateral adrenalectomy

Excision of remaining adrenal gland

Excludes: bilateral partial adrenalectomy (07.29)

07.4 Other operations on adrenal glands, nerves, and vessels

- 07.41 Incision of adrenal gland**
Adrenotomy (with drainage)
- 07.42 Division of nerves to adrenal glands**
- 07.43 Ligation of adrenal vessels**
- 07.44 Repair of adrenal gland**
- 07.45 Reimplantation of adrenal tissue**
Autotransplantation of adrenal tissue
- 07.49 Other**

07.5 Operations on pineal gland

- 07.51 Exploration of pineal field**
Excludes: that with incision of pineal gland (07.52)
- 07.52 Incision of pineal gland**
- 07.53 Partial excision of pineal gland**
Excludes: biopsy of pineal gland (07.17)
- 07.54 Total excision of pineal gland**
Pinelectomy (complete) (total)
- 07.59 Other operations on pineal gland**

07.6 Hypophysectomy

- 07.61 Partial excision of pituitary gland, transfrontal approach**
Cryohypophysectomy, partial transfrontal approach
Division of hypophyseal stalk transfrontal approach
Excision of lesion of pituitary [hypophysis] transfrontal approach
Hypophysectomy, subtotal transfrontal approach
Infundibulectomy, hypophyseal transfrontal approach
Excludes: biopsy of pituitary gland, transfrontal approach (07.13)
- 07.62 Partial excision of pituitary gland, transsphenoidal approach**
Excludes: biopsy of pituitary gland, transsphenoidal approach (07.14)
- 07.63 Partial excision of pituitary gland, unspecified approach**
Excludes: biopsy of pituitary gland NOS (07.15)
- 07.64 Total excision of pituitary gland, transfrontal approach**
Ablation of pituitary by implantation (strontium-yttrium) (Y)
transfrontal approach
Cryohypophysectomy, complete transfrontal approach
- 07.65 Total excision of pituitary gland, transsphenoidal approach**
- 07.68 Total excision of pituitary gland, other specified approach**
- 07.69 Total excision of pituitary gland, unspecified approach**
Hypophysectomy NOS
Pituitectomy NOS

07.7 Other operations on hypophysis

- 07.71 Exploration of pituitary fossa**
Excludes: exploration with incision of pituitary gland (07.72)

07.72 Incision of pituitary gland

Aspiration of:
craniobuccal pouch
craniopharyngioma
hypophysis
pituitary gland
Rathke's pouch

07.79 Other

Insertion of pack into sella turcica

07.8 Thymectomy

07.80 Thymectomy, not otherwise specified

07.81 Partial excision of thymus

Excludes: biopsy of thymus ([07.16](#))

07.82 Total excision of thymus

07.9 Other operations on thymus

07.91 Exploration of thymus field

Excludes: exploration with incision of thymus ([07.92](#))

07.92 Incision of thymus

07.93 Repair of thymus

07.94 Transplantation of thymus

07.99 Other

Thymopexy

3. OPERATIONS ON THE EYE (08-16)

08 Operations on eyelids

Includes: operations on the eyebrow

08.0 Incision of eyelid

08.01 Incision of lid margin

08.02 Severing of blepharorrhaphy

08.09 Other incision of eyelid

08.1 Diagnostic procedures on eyelid

08.11 Biopsy of eyelid

08.19 Other diagnostic procedures on eyelid

08.2 Excision or destruction of lesion or tissue of eyelid

Code also any synchronous reconstruction ([08.61-08.74](#))

Excludes: biopsy of eyelid ([08.11](#))

08.20 Removal of lesion of eyelid, not otherwise specified

Removal of meibomian gland NOS

08.21 Excision of chalazion

08.22 Excision of other minor lesion of eyelid

Excision of:

verruca

wart

08.23 Excision of major lesion of eyelid, partial-thickness

Excision involving one-fourth or more of lid margin, partial-thickness

08.24 Excision of major lesion of eyelid, full-thickness

Excision involving one-fourth or more of lid margin, full-thickness
Wedge resection of eyelid

08.25 Destruction of lesion of eyelid

08.3 Repair of blepharoptosis and lid retraction

08.31 Repair of blepharoptosis by frontalis muscle technique with suture

08.32 Repair of blepharoptosis by frontalis muscle technique with fascial sling

08.33 Repair of blepharoptosis by resection or advancement of levator muscle or aponeurosis

08.34 Repair of blepharoptosis by other levator muscle techniques

08.35 Repair of blepharoptosis by tarsal technique

08.36 Repair of blepharoptosis by other techniques

Correction of eyelid ptosis NOS

Orbicularis oculi muscle sling for correction of blepharoptosis

- 08.37** Reduction of overcorrection of ptosis
- 08.38** Correction of lid retraction
- 08.4** Repair of entropion or ectropion
 - 08.41** Repair of entropion or ectropion by thermocauterization
 - 08.42** Repair of entropion or ectropion by suture technique
 - 08.43** Repair of entropion or ectropion with wedge resection
 - 08.44** Repair of entropion or ectropion with lid reconstruction
 - 08.49** Other repair of entropion or ectropion
- 08.5** Other adjustment of lid position
 - 08.51** Canthotomy
Enlargement of palpebral fissure
 - 08.52** Blepharorrhaphy
Canthorrhaphy
Tarsorrhaphy
 - 08.59** Other
Canthoplasty NOS
Repair of epicanthal fold
- 08.6** Reconstruction of eyelid with flaps or grafts

Excludes: that associated with repair of entropion and ectropion ([08.44](#))

 - 08.61** Reconstruction of eyelid with skin flap or graft
 - 08.62** Reconstruction of eyelid with mucous membrane flap or graft
 - 08.63** Reconstruction of eyelid with hair follicle graft
 - 08.64** Reconstruction of eyelid with tarsoconjunctival flap
Transfer of tarsoconjunctival flap from opposing lid
 - 08.69** Other reconstruction of eyelid with flaps or grafts
- 08.7** Other reconstruction of eyelid

Excludes: that associated with repair of entropion and ectropion ([08.44](#))

 - 08.70** Reconstruction of eyelid, not otherwise specified
 - 08.71** Reconstruction of eyelid involving lid margin, partial-thickness
 - 08.72** Other reconstruction of eyelid, partial-thickness
 - 08.73** Reconstruction of eyelid involving lid margin, full-thickness
 - 08.74** Other reconstruction of eyelid, full-thickness
- 08.8** Other repair of eyelid
 - 08.81** Linear repair of laceration of eyelid or eyebrow
 - 08.82** Repair of laceration involving lid margin, partial-thickness
 - 08.83** Other repair of laceration of eyelid, partial-thickness
 - 08.84** Repair of laceration involving lid margin, full-thickness
 - 08.85** Other repair of laceration of eyelid, full-thickness
 - 08.86** Lower eyelid rhytidectomy

- 08.87** Upper eyelid rhytidectomy
- 08.89** Other eyelid repair
- 08.9** Other operations on eyelids
 - 08.91** Electrosurgical epilation of eyelid
 - 08.92** Cryosurgical epilation of eyelid
 - 08.93** Other epilation of eyelid
 - 08.99** Other
- 09** Operations on lacrimal system
 - 09.0** Incision of lacrimal gland
 - Incision of lacrimal cyst (with drainage)
 - 09.1** Diagnostic procedures on lacrimal system
 - 09.11** Biopsy of lacrimal gland
 - 09.12** Biopsy of lacrimal sac
 - 09.19** Other diagnostic procedures on lacrimal system
 - Excludes:* contrast dacryocystogram ([87.05](#))
soft tissue x-ray of nasolacrimal duct ([87.09](#))
 - 09.2** Excision of lesion or tissue of lacrimal gland
 - 09.20** Excision of lacrimal gland, not otherwise specified
 - 09.21** Excision of lesion of lacrimal gland
 - Excludes:* biopsy of lacrimal gland ([09.11](#))
 - 09.22** Other partial dacryoadenectomy
 - Excludes:* biopsy of lacrimal gland ([09.11](#))
 - 09.23** Total dacryoadenectomy
 - 09.3** Other operations on lacrimal gland
 - 09.4** Manipulation of lacrimal passage
 - Includes: removal of calculus
that with dilation
 - Excludes:* contrast dacryocystogram ([87.05](#))
 - 09.41** Probing of lacrimal punctum
 - 09.42** Probing of lacrimal canaliculi
 - 09.43** Probing of nasolacrimal duct
 - Excludes:* that with insertion of tube or stent ([09.44](#))
 - 09.44** Intubation of nasolacrimal duct
 - Insertion of stent into nasolacrimal duct
 - 09.49** Other manipulation of lacrimal passage
 - 09.5** Incision of lacrimal sac and passages
 - 09.51** Incision of lacrimal punctum
 - 09.52** Incision of lacrimal canaliculi

- 09.53** Incision of lacrimal sac
- 09.59** Other incision of lacrimal passages
Incision (and drainage) of nasolacrimal duct NOS
- 09.6** Excision of lacrimal sac and passage
Excludes: biopsy of lacrimal sac ([09.12](#))
- 09.7** Repair of canaliculus and punctum
Excludes: repair of eyelid ([08.81-08.89](#))
- 09.71** Correction of everted punctum
- 09.72** Other repair of punctum
- 09.73** Repair of canaliculus
- 09.8** Fistulization of lacrimal tract to nasal cavity
- 09.81** Dacryocystorhinostomy [DCR]
- 09.82** Conjunctivocystorhinostomy
Conjunctivodacryocystorhinostomy [CDCR]
Excludes: that with insertion of tube or stent ([09.83](#))
- 09.83** Conjunctivorhinostomy with insertion of tube or stent
- 09.9** Other operations on lacrimal system
- 09.91** Obliteration of lacrimal punctum
- 09.99** Other
- 10** Operations on conjunctiva
- 10.0** Removal of embedded foreign body from conjunctiva by incision
Excludes: removal of:
 embedded foreign body without incision ([98.22](#))
 superficial foreign body ([98.21](#))
- 10.1** Other incision of conjunctiva
- 10.2** Diagnostic procedures on conjunctiva
- 10.21** Biopsy of conjunctiva
- 10.29** Other diagnostic procedures on conjunctiva
- 10.3** Excision or destruction of lesion or tissue of conjunctiva
- 10.31** Excision of lesion or tissue of conjunctiva
Excision of ring of conjunctiva around cornea
Excludes: biopsy of conjunctiva ([10.21](#))
- 10.32** Destruction of lesion of conjunctiva
Excludes: excision of lesion ([10.31](#))
 thermocauterization for entropion ([08.41](#))
- 10.33** Other destructive procedures on conjunctiva
Removal of trachoma follicles

10.4 Conjunctivoplasty

10.41 Repair of symblepharon with free graft

10.42 Reconstruction of conjunctival cul-de-sac with free graft

Excludes: revision of enucleation socket with graft (16.63)

10.43 Other reconstruction of conjunctival cul-de-sac

Excludes: revision of enucleation socket (16.64)

10.44 Other free graft to conjunctiva

10.49 Other conjunctivoplasty

Excludes: repair of cornea with conjunctival flap (11.53)

10.5 Lysis of adhesions of conjunctiva and eyelid

Division of symblepharon (with insertion of conformer)

10.6 Repair of laceration of conjunctiva

Excludes: that with repair of sclera (12.81)

10.9 Other operations on conjunctiva

10.91 Subconjunctival injection

10.99 Other

11 Operations on cornea

11.0 Magnetic removal of embedded foreign body from cornea

Excludes: that with incision (11.1)

11.1 Incision of cornea

Incision of cornea for removal of foreign body

11.2 Diagnostic procedures on cornea

11.21 Scraping of cornea for smear or culture

11.22 Biopsy of cornea

11.29 Other diagnostic procedures on cornea

11.3 Excision of pterygium

11.31 Transposition of pterygium

11.32 Excision of pterygium with corneal graft

11.39 Other excision of pterygium

11.4 Excision or destruction of tissue or other lesion of cornea

11.41 Mechanical removal of corneal epithelium

That by chemocauterization

Excludes: that for smear or culture (11.21)

11.42 Thermocauterization of corneal lesion

11.43 Cryotherapy of corneal lesion

11.49 Other removal or destruction of corneal lesion

Excision of cornea NOS

Excludes: biopsy of cornea (11.22)

11.5 Repair of cornea

- 11.51** Suture of corneal laceration
- 11.52** Repair of postoperative wound dehiscence of cornea
- 11.53** Repair of corneal laceration or wound with conjunctival flap
- 11.59** Other repair of cornea

11.6 Corneal transplant

Excludes: excision of pterygium with corneal graft ([11.32](#))

- 11.60** Corneal transplant, not otherwise specified
Keratoplasty NOS
Note: To report donor source - see codes [00.91-00.93](#)
- 11.61** Lamellar keratoplasty with autograft
- 11.62** Other lamellar keratoplasty
- 11.63** Penetrating keratoplasty with autograft
Perforating keratoplasty with autograft
- 11.64** Other penetrating keratoplasty
Perforating keratoplasty (with homograft)
- 11.69** Other corneal transplant

11.7 Other reconstructive and refractive surgery on cornea

- 11.71** Keratomileusis
- 11.72** Keratophakia
- 11.73** Keratoprosthesis
- 11.74** Thermokeratoplasty
- 11.75** Radial keratotomy
- 11.76** Epikeratophakia
- 11.79** Other

11.9 Other operations on cornea

- 11.91** Tattooing of cornea
- 11.92** Removal of artificial implant from cornea
- 11.99** Other

12 Operations on iris, ciliary body, sclera, and anterior chamber

Excludes: operations on cornea ([11.0-11.99](#))

12.0 Removal of intraocular foreign body from anterior segment of eye

- 12.00** Removal of intraocular foreign body from anterior segment of eye, not otherwise specified
- 12.01** Removal of intraocular foreign body from anterior segment of eye with use of magnet
- 12.02** Removal of intraocular foreign body from anterior segment of eye without use of magnet

12.1 Iridotomy and simple iridectomy

Excludes: iridectomy associated with:

cataract extraction ([13.11-13.69](#))

removal of lesion ([12.41-12.42](#))

scleral fistulization ([12.61-12.69](#))

12.11 Iridotomy with transfixion

12.12 Other iridotomy

Corectomy

Discission of iris

Iridotomy NOS

12.13 Excision of prolapsed iris

12.14 Other iridectomy

Iridectomy (basal) (peripheral) (total)

12.2 Diagnostic procedures on iris, ciliary body, sclera, and anterior chamber

12.21 Diagnostic aspiration of anterior chamber of eye

12.22 Biopsy of iris

12.29 Other diagnostic procedures on iris, ciliary body, sclera, and anterior chamber

12.3 Iridoplasty and coreoplasty

12.31 Lysis of goniosynechiae

Lysis of goniosynechiae by injection of air or liquid

12.32 Lysis of other anterior synechiae

Lysis of anterior synechiae:

NOS

by injection of air or liquid

12.33 Lysis of posterior synechiae

Lysis of iris adhesions NOS

12.34 Lysis of corneovitreal adhesions

12.35 Coreoplasty

Needling of pupillary membrane

12.39 Other iridoplasty

12.4 Excision or destruction of lesion of iris and ciliary body

12.40 Removal of lesion of anterior segment of eye, not otherwise specified

12.41 Destruction of lesion of iris, nonexcisional

Destruction of lesion of iris by:

cauterization

cryotherapy

photocoagulation

12.42 Excision of lesion of iris

Excludes: biopsy of iris ([12.22](#))

12.43 Destruction of lesion of ciliary body, nonexcisional

12.44 Excision of lesion of ciliary body

12.5 Facilitation of intraocular circulation

- 12.51** Goniopuncture without goniotomy
- 12.52** Goniotomy without goniopuncture
- 12.53** Goniotomy with goniopuncture
- 12.54** Trabeculotomy ab externo
- 12.55** Cyclodialysis
- 12.59** Other facilitation of intraocular circulation

12.6 Scleral fistulization

Excludes: exploratory sclerotomy (12.89)

- 12.61** Trephination of sclera with iridectomy
- 12.62** Thermocauterization of sclera with iridectomy
- 12.63** Iridencleisis and iridotasis
- 12.64** Trabeculectomy ab externo
- 12.65** Other scleral fistulization with iridectomy
- 12.66** Postoperative revision of scleral fistulization procedure
Revision of filtering bleb

Excludes: repair of fistula (12.82)

- 12.69** Other fistulizing procedure

12.7 Other procedures for relief of elevated intraocular pressure

- 12.71** Cyclodiathermy
- 12.72** Cyclocryotherapy
- 12.73** Cyclophotocoagulation
- 12.74** Diminution of ciliary body, not otherwise specified
- 12.79** Other glaucoma procedures

12.8 Operations on sclera

*Excludes: those associated with:
retinal reattachment (14.41-14.59)
scleral fistulization (12.61-12.69)*

- 12.81** Suture of laceration of sclera
Suture of sclera with synchronous repair of conjunctiva

- 12.82** Repair of scleral fistula

Excludes: postoperative revision of scleral fistulization procedure (12.66)

- 12.83** Revision of operative wound of anterior segment, not elsewhere classified

Excludes: postoperative revision of scleral fistulization procedure (12.66)

- 12.84** Excision or destruction of lesion of sclera

- 12.85** Repair of scleral staphyloma with graft

- 12.86** Other repair of scleral staphyloma

- 12.87 Scleral reinforcement with graft**
- 12.88 Other scleral reinforcement**
- 12.89 Other operations on sclera**
Exploratory sclerotomy
- 12.9 Other operations on iris, ciliary body, and anterior chamber**
 - 12.91 Therapeutic evacuation of anterior chamber**
Paracentesis of anterior chamber
Excludes: diagnostic aspiration (12.21)
 - 12.92 Injection into anterior chamber**
Injection of:
air into anterior chamber
liquid into anterior chamber
medication into anterior chamber
 - 12.93 Removal or destruction of epithelial downgrowth from anterior chamber**
Excludes: that with iridectomy (12.41-12.42)
 - 12.97 Other operations on iris**
 - 12.98 Other operations on ciliary body**
 - 12.99 Other operations on anterior chamber**
- 13 Operations on lens**
 - 13.0 Removal of foreign body from lens**
Excludes: removal of pseudophakos (13.8)
 - 13.00 Removal of foreign body from lens, not otherwise specified**
 - 13.01 Removal of foreign body from lens with use of magnet**
 - 13.02 Removal of foreign body from lens without use of magnet**
 - 13.1 Intracapsular extraction of lens**
Code also any synchronous insertion of pseudophakos (13.71)
 - 13.11 Intracapsular extraction of lens by temporal inferior route**
 - 13.19 Other intracapsular extraction of lens**
Cataract extraction NOS
Cryoextraction of lens
Erysiphake extraction of cataract
Extraction of lens NOS
 - 13.2 Extracapsular extraction of lens by linear extraction technique**
 - 13.3 Extracapsular extraction of lens by simple aspiration (and irrigation) technique**
Irrigation of traumatic cataract
 - 13.4 Extracapsular extraction of lens by fragmentation and aspiration technique**
 - 13.41 Phacoemulsification and aspiration of cataract**

- 13.42 Mechanical phacofragmentation and aspiration of cataract by posterior route**
Code also any synchronous vitrectomy ([14.74](#))
- 13.43 Mechanical phacofragmentation and other aspiration of cataract**
- 13.5 Other extracapsular extraction of lens**
Code also any synchronous insertion of pseudophakos ([13.71](#))
 - 13.51 Extracapsular extraction of lens by temporal inferior route**
 - 13.59 Other extracapsular extraction of lens**
- 13.6 Other cataract extraction**
Code also any synchronous insertion of pseudophakos ([13.71](#))
 - 13.64 Discission of secondary membrane [after cataract]**
 - 13.65 Excision of secondary membrane [after cataract] Capsulectomy**
 - 13.66 Mechanical fragmentation of secondary membrane [after cataract]**
 - 13.69 Other cataract extraction**
- 13.7 Insertion of prosthetic lens [pseudophakos]**
 - 13.70 Insertion of pseudophakos, not otherwise specified**
 - 13.71 Insertion of intraocular lens prosthesis at time of cataract extraction, one-stage**
Code also synchronous extraction of cataract ([13.11-13.69](#))
 - 13.72 Secondary insertion of intraocular lens prosthesis**
- 13.8 Removal of implanted lens**
Removal of pseudophakos
- 13.9 Other operations on lens**
- 14 Operations on retina, choroid, vitreous, and posterior chamber**
- 14.0 Removal of foreign body from posterior segment of eye**
Excludes: removal of surgically implanted material ([14.6](#))
 - 14.00 Removal of foreign body from posterior segment of eye, not otherwise specified**
 - 14.01 Removal of foreign body from posterior segment of eye with use of magnet**
 - 14.02 Removal of foreign body from posterior segment of eye without use of magnet**
- 14.1 Diagnostic procedures on retina, choroid, vitreous, and posterior chamber**
 - 14.11 Diagnostic aspiration of vitreous**
 - 14.19 Other diagnostic procedures on retina, choroid, vitreous, and posterior chamber**

14.2 Destruction of lesion of retina and choroid

Includes: destruction of chorioretinopathy or isolated chorioretinal lesion

Excludes: that for repair of retina (14.31-14.59)

14.21 Destruction of chorioretinal lesion by diathermy

14.22 Destruction of chorioretinal lesion by cryotherapy

14.23 Destruction of chorioretinal lesion by xenon arc photocoagulation

14.24 Destruction of chorioretinal lesion by laser photocoagulation

14.25 Destruction of chorioretinal lesion by photocoagulation of unspecified type

14.26 Destruction of chorioretinal lesion by radiation therapy

14.27 Destruction of chorioretinal lesion by implantation of radiation source

14.29 Other destruction of chorioretinal lesion

Destruction of lesion of retina and choroid NOS

14.3 Repair of retinal tear

Includes: repair of retinal defect

Excludes: repair of retinal detachment (14.41-14.59)

14.31 Repair of retinal tear by diathermy

14.32 Repair of retinal tear by cryotherapy

14.33 Repair of retinal tear by xenon arc photocoagulation

14.34 Repair of retinal tear by laser photocoagulation

14.35 Repair of retinal tear by photocoagulation of unspecified type

14.39 Other repair of retinal tear

14.4 Repair of retinal detachment with scleral buckling and implant

14.41 Scleral buckling with implant

14.49 Other scleral buckling

Scleral buckling with:
air tamponade
resection of sclera
vitrectomy

14.5 Other repair of retinal detachment

Includes: that with drainage

14.51 Repair of retinal detachment with diathermy

14.52 Repair of retinal detachment with cryotherapy

14.53 Repair of retinal detachment with xenon arc photocoagulation

14.54 Repair of retinal detachment with laser photocoagulation

14.55 Repair of retinal detachment with photocoagulation of unspecified type

14.59 Other

14.6 Removal of surgically implanted material from posterior segment of eye



14.7 Operations on vitreous

14.71 Removal of vitreous, anterior approach
 Open sky technique
 Removal of vitreous, anterior approach (with replacement)

14.72 Other removal of vitreous
 Aspiration of vitreous by posterior sclerotomy

14.73 Mechanical vitrectomy by anterior approach

14.74 Other mechanical vitrectomy

14.75 Injection of vitreous substitute

Excludes: that associated with removal ([14.71-14.72](#))

14.79 Other operations on vitreous

14.9 Other operations on retina, choroid, and posterior chamber

15 Operations on extraocular muscles

15.0 Diagnostic procedures on extraocular muscles or tendons

15.01 Biopsy of extraocular muscle or tendon

15.09 Other diagnostic procedures on extraocular muscles and tendons

15.1 Operations on one extraocular muscle involving temporary detachment from globe

15.11 Recession of one extraocular muscle

15.12 Advancement of one extraocular muscle

15.13 Resection of one extraocular muscle

15.19 Other operations on one extraocular muscle involving temporary detachment from globe

Excludes: transposition of muscle ([15.5](#))

15.2 Other operations on one extraocular muscle

15.21 Lengthening procedure on one extraocular muscle

15.22 Shortening procedure on one extraocular muscle

15.29 Other

15.3 Operations on two or more extraocular muscles involving temporary detachment from globe, one or both eyes

15.4 Other operations on two or more extraocular muscles, one or both eyes

15.5 Transposition of extraocular muscles

Excludes: that for correction of ptosis ([08.31-08.36](#))

15.6 Revision of extraocular muscle surgery

15.7 Repair of injury of extraocular muscle

Freeing of entrapped extraocular muscle

Lysis of adhesions of extraocular muscle

Repair of laceration of extraocular muscle, tendon, or Tenon's capsule

15.9 Other operations on extraocular muscles and tendons

16 Operations on orbit and eyeball

Excludes: reduction of fracture of orbit ([76.78-76.79](#))

16.0 Orbitotomy

16.01 Orbitotomy with bone flap
Orbitotomy with lateral approach

16.02 Orbitotomy with insertion of orbital implant
Excludes: that with bone flap ([16.01](#))

16.09 Other orbitotomy

16.1 Removal of penetrating foreign body from eye, not otherwise specified

Excludes: removal of nonpenetrating foreign body ([98.21](#))

16.2 Diagnostic procedures on orbit and eyeball

16.21 Ophthalmoscopy

16.22 Diagnostic aspiration of orbit

16.23 Biopsy of eyeball and orbit

16.29 Other diagnostic procedures on orbit and eyeball

Excludes: examination of form and structure of eye ([95.11-95.16](#))
general and subjective eye examination ([95.01-95.09](#))
microscopic examination of specimen from eye ([90.21-90.29](#))
objective functional tests of eye ([95.21-95.26](#))
ocular thermography ([88.82](#))
tonometry ([89.11](#))
x-ray of orbit ([87.14, 87.16](#))

16.3 Evisceration of eyeball

16.31 Removal of ocular contents with synchronous implant into scleral shell

16.39 Other evisceration of eyeball

16.4 Enucleation of eyeball

16.41 Enucleation of eyeball with synchronous implant into Tenon's capsule with attachment of muscles
Integrated implant of eyeball

16.42 Enucleation of eyeball with other synchronous implant

16.49 Other enucleation of eyeball
Removal of eyeball NOS

16.5 Exenteration of orbital contents

16.51 Exenteration of orbit with removal of adjacent structures
Radical orbitomaxillectomy

16.52 Exenteration of orbit with therapeutic removal of orbital bone

16.59 Other exenteration of orbit
Evisceration of orbit NOS
Exenteration of orbit with temporalis muscle transplant

16.6 Secondary procedures after removal of eyeball

Excludes: that with synchronous:
 enucleation of eyeball ([16.41-16.42](#))
 evisceration of eyeball ([16.31](#))

- 16.61** Secondary insertion of ocular implant
- 16.62** Revision and reinsertion of ocular implant
- 16.63** Revision of enucleation socket with graft
- 16.64** Other revision of enucleation socket
- 16.65** Secondary graft to exenteration cavity
- 16.66** Other revision of exenteration cavity
- 16.69** Other secondary procedures after removal of eyeball

16.7 Removal of ocular or orbital implant

- 16.71** Removal of ocular implant
- 16.72** Removal of orbital implant

16.8 Repair of injury of eyeball and orbit

16.81 Repair of wound of orbit
Excludes: reduction of orbital fracture ([76.78-76.79](#))
 repair of extraocular muscles ([15.7](#))

16.82 Repair of rupture of eyeball
 Repair of multiple structures of eye
Excludes: repair of laceration of:
 cornea ([11.51-11.59](#))
 sclera ([12.81](#))

16.89 Other repair of injury of eyeball or orbit

16.9 Other operations on orbit and eyeball

Excludes: irrigation of eye ([96.51](#))
 prescription and fitting of low vision aids ([95.31-95.33](#))
 removal of:
 eye prosthesis NEC ([97.31](#))
 nonpenetrating foreign body from eye without incision ([98.21](#))

16.91 Retrobulbar injection of therapeutic agent
Excludes: injection of radiographic contrast material ([87.14](#))
 opticociliary injection ([12.79](#))

16.92 Excision of lesion of orbit
Excludes: biopsy of orbit ([16.23](#))

16.93 Excision of lesion of eye, unspecified structure
Excludes: biopsy of eye NOS ([16.23](#))

- 16.98** Other operations on orbit
- 16.99** Other operations on eyeball

4. OPERATIONS ON THE EAR (18-20)

18 Operations on external ear

Includes: operations on:
 external auditory canal
 skin and cartilage of:
 auricle
 meatus

18.0 Incision of external ear

Excludes: removal of intraluminal foreign body (98.11)

18.01 Piercing of ear lobe

Piercing of pinna

18.02 Incision of external auditory canal

18.09 Other incision of external ear

18.1 Diagnostic procedures on external ear

18.11 Otoscopy

18.12 Biopsy of external ear

18.19 Other diagnostic procedures on external ear

Excludes: microscopic examination of specimen from ear (90.31-90.39)

18.2 Excision or destruction of lesion of external ear

18.21 Excision of preauricular sinus

Radical excision of preauricular sinus or cyst

Excludes: excision of preauricular remnant [appendage] (18.29)

18.29 Excision or destruction of other lesion of external ear

Cauterization of external ear

Coagulation of external ear

Cryosurgery of external ear

Curettage of external ear

Electrocoagulation of external ear

Enucleation of external ear

Excision of:

exostosis of external auditory canal

preauricular remnant [appendage]

Partial excision of ear

Excludes: biopsy of external ear (18.12)
 radical excision of lesion (18.31)
 removal of cerumen (96.52)

18.3 Other excision of external ear

Excludes: biopsy of external ear (18.12)

18.31 Radical excision of lesion of external ear

Excludes: radical excision of preauricular sinus (18.21)

18.39 Other

Amputation of external ear

Excludes: excision of lesion (18.21-18.29, 18.31)

18.4 Suture of laceration of external ear

18.5 Surgical correction of prominent ear

Ear:

pinning

setback

18.6 Reconstruction of external auditory canal

Canaloplasty of external auditory meatus

Construction [reconstruction] of external meatus of ear:

osseous portion

skin-lined portion (with skin graft)

18.7 Other plastic repair of external ear

18.71 Construction of auricle of ear

Prosthetic appliance for absent ear

Reconstruction:

auricle

ear

18.72 Reattachment of amputated ear

18.79 Other plastic repair of external ear

Otoplasty NOS

Postauricular skin graft

Repair of lop ear

18.9 Other operations on external ear

Excludes: irrigation of ear (96.52)

packing of external auditory canal (96.11)

removal of:

cerumen (96.52)

foreign body (without incision) (98.11)

19 Reconstructive operations on middle ear

19.0 Stapes mobilization

Division, otosclerotic:

material

process

Remobilization of stapes

Stapediolysis

Transcrrural stapes mobilization

Excludes: that with synchronous stapedectomy (19.11-19.19)



19.1 Stapedectomy

*Excludes: revision of previous stapedectomy (19.21-19.29)
stapes mobilization only (19.0)*

19.11 Stapedectomy with incus replacement

Stapedectomy with incus:
homograft
prosthesis

19.19 Other stapedectomy

19.2 Revision of stapedectomy

19.21 Revision of stapedectomy with incus replacement

19.29 Other revision of stapedectomy

19.3 Other operations on ossicular chain

Incudectomy NOS
Ossiculectomy NOS
Reconstruction of ossicles, second stage

19.4 Myringoplasty

Epitympanic, type I
Myringoplasty by:
cauterization
graft
Tympanoplasty (type I)

19.5 Other tympanoplasty

19.52 Type II tympanoplasty

Closure of perforation with graft against incus or malleus

19.53 Type III tympanoplasty

Graft placed in contact with mobile and intact stapes

19.54 Type IV tympanoplasty

Mobile footplate left exposed with air pocket between round window and graft

19.55 Type V tympanoplasty

Fenestra in horizontal semicircular canal covered by graft

19.6 Revision of tympanoplasty

19.9 Other repair of middle ear

Closure of mastoid fistula
Mastoid myoplasty
Obliteration of tympanomastoid cavity

20 Other operations on middle and inner ear

20.0 Myringotomy

20.01 Myringotomy with insertion of tube

Myringostomy

20.09 Other myringotomy

Aspiration of middle ear NOS

20.1 Removal of tympanostomy tube

20.2 Incision of mastoid and middle ear

20.21 Incision of mastoid

20.22 Incision of petrous pyramid air cells

20.23 Incision of middle ear

Atticotomy

Division of tympanum

Lysis of adhesions of middle ear

Excludes: division of otosclerotic process ([19.0](#))
stapediolysis ([19.0](#))
that with stapedectomy ([19.11-19.19](#))

20.3 Diagnostic procedures on middle and inner ear

20.31 Electrocochleography

20.32 Biopsy of middle and inner ear

20.39 Other diagnostic procedures on middle and inner ear

Excludes: auditory and vestibular function tests
([89.13](#), [95.41-95.49](#))
microscopic examination of specimen from ear
([90.31-90.39](#))

20.4 Mastoidectomy

Code also any:

skin graft ([18.79](#))

tympanoplasty ([19.4-19.55](#))

Excludes: that with implantation of cochlear prosthetic device (20.96-20.98)

20.41 Simple mastoidectomy

20.42 Radical mastoidectomy

20.49 Other mastoidectomy

Atticoantrostomy

Mastoidectomy:

NOS

modified radical

20.5 Other excision of middle ear

Excludes: that with synchronous mastoidectomy ([20.41-20.49](#))

20.51 Excision of lesion of middle ear

Excludes: biopsy of middle ear ([20.32](#))

20.59 Other

Apicectomy of petrous pyramid

Tympanectomy

20.6 Fenestration of inner ear

20.61 Fenestration of inner ear (initial)

Fenestration of:
 labyrinth with graft (skin) (vein)
 semicircular canals with graft (skin) (vein)
 vestibule with graft (skin) (vein)

Excludes: that with tympanoplasty, type V (19.55)

20.62 Revision of fenestration of inner ear

20.7 Incision, excision, and destruction of inner ear

20.71 Endolymphatic shunt

20.72 Injection into inner ear

Destruction by injection (alcohol):
 inner ear
 semicircular canals
 vestibule

20.79 Other incision, excision, and destruction of inner ear

Decompression of labyrinth
 Drainage of inner ear
 Fistulization:
 endolymphatic sac
 labyrinth
 Incision of endolymphatic sac
 Labyrinthectomy (transtympanic)
 Opening of bony labyrinth
 Perilymphatic tap

Excludes: biopsy of inner ear (20.32)

20.8 Operations on Eustachian tube

Catheterization of Eustachian tube
 Inflation of Eustachian tube
 Injection (Teflon paste) of Eustachian tube
 Insufflation (boric acid-salicylic acid) Intubation of Eustachian tube
 Politzerization of Eustachian tube

20.9 Other operations on inner and middle ear

20.91 Tympanosympathectomy

20.92 Revision of mastoidectomy

20.93 Repair of oval and round windows

Closure of fistula:
 oval window
 perilymph
 round window

20.94 Injection of tympanum

20.95 Implantation of electromagnetic hearing device

Bone conduction hearing device

Excludes: cochlear prosthetic device (20.96-20.98)

- 20.96 Implantation or replacement of cochlear prosthetic device, not otherwise specified**
Implantation of receiver (within skull) and insertion of electrode(s) in the cochlea
Includes: mastoidectomy
Excludes: electromagnetic hearing device (20.95)
- 20.97 Implantation or replacement of cochlear prosthetic device, single channel**
Implantation of receiver (within skull) and insertion of electrode in the cochlea
Includes: mastoidectomy
Excludes: electromagnetic hearing device (20.95)
- 20.98 Implantation or replacement of cochlear prosthetic device, multiple channel**
Implantation of receiver (within skull) and insertion of electrodes in the cochlea
Includes: mastoidectomy
Excludes: electromagnetic hearing device (20.95)
- 20.99 Other operations on middle and inner ear**
Repair or removal of cochlear prosthetic device (receiver) (electrode)
*Excludes: adjustment (external components) of cochlear prosthetic device (95.49)
fitting of hearing aid (95.48)*

5. OPERATIONS ON THE NOSE, MOUTH, AND PHARYNX (21-29)

21 Operations on nose

Includes: operations on:
bone of nose
skin of nose

21.0 Control of epistaxis

21.00 Control of epistaxis, not otherwise specified

21.01 Control of epistaxis by anterior nasal packing

21.02 Control of epistaxis by posterior (and anterior) packing

21.03 Control of epistaxis by cauterization (and packing)

21.04 Control of epistaxis by ligation of ethmoidal arteries

21.05 Control of epistaxis by (transantral) ligation of the maxillary artery

21.06 Control of epistaxis by ligation of the external carotid artery

21.07 Control of epistaxis by excision of nasal mucosa and skin grafting of septum and lateral nasal wall

21.09 Control of epistaxis by other means

21.1 Incision of nose

Chondrotomy
Incision of skin of nose
Nasal septotomy

21.2 Diagnostic procedures on nose

21.21 Rhinoscopy

21.22 Biopsy of nose

21.29 Other diagnostic procedures on nose

*Excludes: microscopic examination of specimen from nose
(90.31-90.39)*

nasal:

function study (89.12)

x-ray (87.16)

rhinomanometry (89.12)

21.3 Local excision or destruction of lesion of nose

Excludes: biopsy of nose (21.22)

nasal fistulectomy (21.82)

21.30 Excision or destruction of lesion of nose, not otherwise specified

21.31 Local excision or destruction of intranasal lesion

Nasal polypectomy

21.32 Local excision or destruction of other lesion of nose

21.4 Resection of nose

Amputation of nose

21.5 Submucous resection of nasal septum

21.6 Turbinectomy

21.61 Turbinectomy by diathermy or cryosurgery

21.62 Fracture of the turbinates

21.69 Other turbinectomy

*Excludes: turbinectomy associated with sinusectomy
([22.31-22.39](#), [22.42](#), [22.60-22.64](#))*

21.7 Reduction of nasal fracture

21.71 Closed reduction of nasal fracture

21.72 Open reduction of nasal fracture

21.8 Repair and plastic operations on the nose

21.81 Suture of laceration of nose

21.82 Closure of nasal fistula

Nasolabial fistulectomy

Nasopharyngeal fistulectomy

Oronasal fistulectomy

21.83 Total nasal reconstruction

Reconstruction of nose with:

arm flap

forehead flap

21.84 Revision rhinoplasty

Rhinoseptoplasty

Twisted nose rhinoplasty

21.85 Augmentation rhinoplasty

Augmentation rhinoplasty with:

graft

synthetic implant

21.86 Limited rhinoplasty

Plastic repair of nasolabial flaps

Tip rhinoplasty

21.87 Other rhinoplasty

Rhinoplasty NOS

21.88 Other septoplasty

Crushing of nasal septum

Repair of septal perforation

*Excludes: septoplasty associated with submucous resection of
septum ([21.5](#))*

21.89 Other repair and plastic operations on nose

Reattachment of amputated nose

21.9 Other operations on nose

21.91 Lysis of adhesions of nose

Posterior nasal scrub

21.99 Other

Excludes: dilation of frontonasal duct ([96.21](#))
 irrigation of nasal passages ([96.53](#))
 removal of:
 intraluminal foreign body without incision ([98.12](#))
 nasal packing ([97.32](#))
 replacement of nasal packing ([97.21](#))

22 Operations on nasal sinuses

22.0 Aspiration and lavage of nasal sinus

22.00 Aspiration and lavage of nasal sinus, not otherwise specified
22.01 Puncture of nasal sinus for aspiration or lavage
22.02 Aspiration or lavage of nasal sinus through natural ostium

22.1 Diagnostic procedures on nasal sinus

22.11 Closed [endoscopic] [needle] biopsy of nasal sinus
22.12 Open biopsy of nasal sinus
22.19 Other diagnostic procedures on nasal sinuses
 Endoscopy without biopsy

Excludes: transillumination of sinus ([89.35](#))
 x-ray of sinus ([87.15-87.16](#))

22.2 Intranasal antrotomy

Excludes: antrotomy with external approach ([22.31-22.39](#))

22.3 External maxillary antrotomy

22.31 Radical maxillary antrotomy
 Removal of lining membrane of maxillary sinus using
 Caldwell-Luc approach

22.39 Other external maxillary antrotomy
 Exploration of maxillary antrum with Caldwell-Luc approach

22.4 Frontal sinusotomy and sinusectomy

22.41 Frontal sinusotomy

22.42 Frontal sinusectomy
 Excision of lesion of frontal sinus
 Obliteration of frontal sinus (with fat)

Excludes: biopsy of nasal sinus ([22.11-22.12](#))

22.5 Other nasal sinusotomy

22.50 Sinusotomy, not otherwise specified

22.51 Ethmoidotomy

22.52 Sphenoidotomy

22.53 Incision of multiple nasal sinuses

22.6 Other nasal sinusectomy

Includes: that with incidental turbinectomy

Excludes: biopsy of nasal sinus (22.11-22.12)

22.60 Sinusectomy, not otherwise specified

22.61 Excision of lesion of maxillary sinus with Caldwell-Luc approach

22.62 Excision of lesion of maxillary sinus with other approach

22.63 Ethmoidectomy

22.64 Sphenoidectomy

22.7 Repair of nasal sinus

22.71 Closure of nasal sinus fistula

Repair of oro-antral fistula

22.79 Other repair of nasal sinus

Reconstruction of frontonasal duct

Repair of bone of accessory sinus

22.9 Other operations on nasal sinuses

Exteriorization of maxillary sinus

Fistulization of sinus

Excludes: dilation of frontonasal duct (96.21)

23 Removal and restoration of teeth

23.0 Forceps extraction of tooth

23.01 Extraction of deciduous tooth

23.09 Extraction of other tooth

Extraction of tooth NOS

23.1 Surgical removal of tooth

23.11 Removal of residual root

23.19 Other surgical extraction of tooth

Odontectomy NOS

Removal of impacted tooth

Tooth extraction with elevation of mucoperiosteal flap

23.2 Restoration of tooth by filling

23.3 Restoration of tooth by inlay

23.4 Other dental restoration

23.41 Application of crown

23.42 Insertion of fixed bridge

23.43 Insertion of removable bridge

23.49 Other

- 23.5** Implantation of tooth
- 23.6** Prosthetic dental implant
 - Endosseous dental implant
- 23.7** Apicoectomy and root canal therapy
 - 23.70** Root canal, not otherwise specified
 - 23.71** Root canal therapy with irrigation
 - 23.72** Root canal therapy with apicoectomy
 - 23.73** Apicoectomy
- 24** Other operations on teeth, gums, and alveoli
 - 24.0** Incision of gum or alveolar bone
 - Apical alveolotomy
 - 24.1** Diagnostic procedures on teeth, gums, and alveoli
 - 24.11** Biopsy of gum
 - 24.12** Biopsy of alveolus
 - 24.19** Other diagnostic procedures on teeth, gums, and alveoli
 - Excludes:* dental:
 - examination ([89.31](#))
 - x-ray:
 - full-mouth ([87.11](#))
 - other ([87.12](#))
 - microscopic examination of dental specimen ([90.81-90.89](#))
- 24.2** Gingivoplasty
 - Gingivoplasty with bone or soft tissue graft
- 24.3** Other operations on gum
 - 24.31** Excision of lesion or tissue of gum
 - Excludes:* biopsy of gum ([24.11](#))
 - excision of odontogenic lesion ([24.4](#))
 - 24.32** Suture of laceration of gum
 - 24.39** Other
- 24.4** Excision of dental lesion of jaw
 - Excision of odontogenic lesion
- 24.5** Alveoloplasty
 - Alveolectomy (interradicular) (intraseptal) (radical) (simple) (with graft or implant)
 - Excludes:* biopsy of alveolus ([24.12](#))
 - en bloc resection of alveolar process and palate ([27.32](#))
- 24.6** Exposure of tooth

24.7 Application of orthodontic appliance

Application, insertion, or fitting of:
 arch bars
 orthodontic obturator
 orthodontic wiring
 periodontal splint

Excludes: nonorthodontic dental wiring ([93.55](#))

24.8 Other orthodontic operation

Closure of diastema (alveolar) (dental)
 Occlusal adjustment
 Removal of arch bars
 Repair of dental arch

Excludes: removal of nonorthodontic wiring ([97.33](#))

24.9 Other dental operations

24.91 Extension or deepening of buccolabial or lingual sulcus

24.99 Other

Excludes: dental:

debridement ([96.54](#))
 examination ([89.31](#))
 prophylaxis ([96.54](#))
 scaling and polishing ([96.54](#))
 wiring ([93.55](#))
 fitting of dental appliance [denture] ([99.97](#))
 microscopic examination of dental specimen
 ([90.81-90.89](#))
 removal of dental:
 packing ([97.34](#))
 prosthesis ([97.35](#))
 wiring ([97.33](#))
 replacement of dental packing ([97.22](#))

25 Operations on tongue

25.0 Diagnostic procedures on tongue

25.01 Closed [needle] biopsy of tongue

25.02 Open biopsy of tongue

Wedge biopsy

25.09 Other diagnostic procedures on tongue

25.1 Excision or destruction of lesion or tissue of tongue

Excludes: biopsy of tongue ([25.01-25.02](#))

frenumectomy:

labial ([27.41](#))

lingual ([25.92](#))

25.2 Partial glossectomy

25.3 Complete glossectomy

Glossectomy NOS

Code also any neck dissection ([40.40-40.42](#))

25.4 Radical glossectomy

Code also any:

neck dissection ([40.40-40.42](#))

tracheostomy ([31.1-31.29](#))

25.5 Repair of tongue and glossoplasty

25.51 Suture of laceration of tongue

25.59 Other repair and plastic operations on tongue

Fascial sling of tongue

Fusion of tongue (to lip)

Graft of mucosa or skin to tongue

Excludes: lysis of adhesions of tongue ([25.93](#))

25.9 Other operations on tongue

25.91 Lingual frenotomy

Excludes: labial frenotomy ([27.91](#))

25.92 Lingual frenectomy

Excludes: labial frenectomy ([27.41](#))

25.93 Lysis of adhesions of tongue

25.94 Other glossotomy

25.99 Other

26 Operations on salivary glands and ducts

Includes: operations on:

lesser salivary gland and duct

parotid gland and duct

sublingual gland and duct

submaxillary gland and duct

Code also any neck dissection ([40.40-40.42](#))

26.0 Incision of salivary gland or duct

26.1 Diagnostic procedures on salivary glands and ducts

26.11 Closed [needle] biopsy of salivary gland or duct

26.12 Open biopsy of salivary gland or duct

26.19 Other diagnostic procedures on salivary glands and ducts

Excludes: x-ray of salivary gland ([87.09](#))

26.2 Excision of lesion of salivary gland

26.21 Marsupialization of salivary gland cyst

26.29 Other excision of salivary gland lesion

Excludes: biopsy of salivary gland ([26.11-26.12](#))

salivary fistulectomy ([26.42](#))

26.3 Sialoadenectomy

26.30 Sialoadenectomy, not otherwise specified

26.31 Partial sialoadenectomy

26.32 Complete sialoadenectomy
En bloc excision of salivary gland lesion
Radical sialoadenectomy

26.4 Repair of salivary gland or duct

26.41 Suture of laceration of salivary gland

26.42 Closure of salivary fistula

26.49 Other repair and plastic operations on salivary gland or duct
Fistulization of salivary gland
Plastic repair of salivary gland or duct NOS
Transplantation of salivary duct opening

26.9 Other operations on salivary gland or duct

26.91 Probing of salivary duct

26.99 Other

27 Other operations on mouth and face

Includes: operations on:

lips

palate

soft tissue of face and mouth, except tongue and gingiva

Excludes: operations on:

gingiva ([24.0-24.99](#))

tongue ([25.01-25.99](#))

27.0 Drainage of face and floor of mouth

Drainage of:

facial region (abscess)

fascial compartment of face

Ludwig's angina

Excludes: drainage of thyroglossal tract ([06.09](#))

27.1 Incision of palate

27.2 Diagnostic procedures on oral cavity

27.21 Biopsy of bony palate

27.22 Biopsy of uvula and soft palate

27.23 Biopsy of lip

27.24 Biopsy of mouth, unspecified structure

27.29 Other diagnostic procedures on oral cavity

Excludes: soft tissue x-ray ([87.09](#))

27.3 Excision of lesion or tissue of bony palate

27.31 Local excision or destruction of lesion or tissue of bony palate

Local excision or destruction of palate by:

cautery

chemotherapy

cryotherapy

Excludes: biopsy of bony palate ([27.21](#))

- 27.32 Wide excision or destruction of lesion or tissue of bony palate**
 En bloc resection of alveolar process and palate
- 27.4 Excision of other parts of mouth**
- 27.41 Labial frenectomy**
Excludes: division of labial frenum ([27.91](#))
- 27.42 Wide excision of lesion of lip**
- 27.43 Other excision of lesion or tissue of lip**
- 27.49 Other excision of mouth**
Excludes: biopsy of mouth NOS ([27.24](#))
 excision of lesion of:
 palate ([27.31-27.32](#))
 tongue ([25.1](#))
 uvula ([27.72](#))
 fistulectomy of mouth ([27.53](#))
 frenectomy of:
 lip ([27.41](#))
 tongue ([25.92](#))
- 27.5 Plastic repair of mouth**
Excludes: palatoplasty ([27.61-27.69](#))
- 27.51 Suture of laceration of lip**
- 27.52 Suture of laceration of other part of mouth**
- 27.53 Closure of fistula of mouth**
Excludes: fistulectomy:
 nasolabial ([21.82](#))
 oro-antral ([22.71](#))
 oronasal ([21.82](#))
- 27.54 Repair of cleft lip**
- 27.55 Full-thickness skin graft to lip and mouth**
- 27.56 Other skin graft to lip and mouth**
- 27.57 Attachment of pedicle or flap graft to lip and mouth**
- 27.59 Other plastic repair of mouth**
- 27.6 Palatoplasty**
- 27.61 Suture of laceration of palate**
- 27.62 Correction of cleft palate**
 Correction of cleft palate by push-back operation
Excludes: revision of cleft palate repair ([27.63](#))
- 27.63 Revision of cleft palate repair**
 Secondary:
 attachment of pharyngeal flap
 lengthening of palate
- 27.64 Insertion of palatal implant** ✨
- 27.69 Other plastic repair of palate**
 Code also any insertion of palatal implant ([27.64](#))
Excludes: fistulectomy of mouth ([27.53](#))

27.7 Operations on uvula

27.71 Incision of uvula

27.72 Excision of uvula

Excludes: biopsy of uvula (27.22)

27.73 Repair of uvula

Excludes: that with synchronous cleft palate repair (27.62)
uranostaphylorrhaphy (27.62)

27.79 Other operations on uvula

27.9 Other operations on mouth and face

27.91 Labial frenotomy

Division of labial frenum

Excludes: lingual frenotomy (25.91)

27.92 Incision of mouth, unspecified structure

Excludes: incision of:
gum (24.0)
palate (27.1)
salivary gland or duct (26.0)
tongue (25.94)
uvula (27.71)

27.99 Other operations on oral cavity

Graft of buccal sulcus

Excludes: removal of:
intraluminal foreign body (98.01)
penetrating foreign body from mouth without incision (98.22)

28 Operations on tonsils and adenoids

28.0 Incision and drainage of tonsil and peritonsillar structures

Drainage (oral) (transcervical) of:

parapharyngeal abscess

peritonsillar abscess

retropharyngeal abscess

tonsillar abscess

28.1 Diagnostic procedures on tonsils and adenoids

28.11 Biopsy of tonsils and adenoids

28.19 Other diagnostic procedures on tonsils and adenoids

Excludes: soft tissue x-ray (87.09)

28.2 Tonsillectomy without adenoidectomy

28.3 Tonsillectomy with adenoidectomy

28.4 Excision of tonsil tag

28.5 Excision of lingual tonsil

28.6 Adenoidectomy without tonsillectomy

Excision of adenoid tag

- 28.7 Control of hemorrhage after tonsillectomy and adenoidectomy**
- 28.9 Other operations on tonsils and adenoids**
- 28.91 Removal of foreign body from tonsil and adenoid by incision**
Excludes: that without incision ([98.13](#))
- 28.92 Excision of lesion of tonsil and adenoid**
Excludes: biopsy of tonsil and adenoid ([28.11](#))
- 28.99 Other**
- 29 Operations on pharynx**
 Includes: operations on:
 hypopharynx
 nasopharynx
 oropharynx
 pharyngeal pouch
 pyriform sinus
- 29.0 Pharyngotomy**
 Drainage of pharyngeal bursa
Excludes: incision and drainage of retropharyngeal abscess ([28.0](#))
 removal of foreign body (without incision) ([98.13](#))
- 29.1 Diagnostic procedures on pharynx**
- 29.11 Pharyngoscopy**
- 29.12 Pharyngeal biopsy**
 Biopsy of supraglottic mass
- 29.19 Other diagnostic procedures on pharynx**
Excludes: x-ray of nasopharynx:
 contrast ([87.06](#))
 other ([87.09](#))
- 29.2 Excision of branchial cleft cyst or vestige**
Excludes: branchial cleft fistulectomy ([29.52](#))
- 29.3 Excision or destruction of lesion or tissue of pharynx**
- 29.31 Cricopharyngeal myotomy**
Excludes: that with pharyngeal diverticulectomy ([29.32](#))
- 29.32 Pharyngeal diverticulectomy**
- 29.33 Pharyngectomy (partial)**
Excludes: laryngopharyngectomy ([30.3](#))
- 29.39 Other excision or destruction of lesion or tissue of pharynx**
- 29.4 Plastic operation on pharynx**
 Correction of nasopharyngeal atresia
Excludes: pharyngoplasty associated with cleft palate repair ([27.62-27.63](#))

29.5 Other repair of pharynx

29.51 Suture of laceration of pharynx

29.52 Closure of branchial cleft fistula

29.53 Closure of other fistula of pharynx
Pharyngoesophageal fistulectomy

29.54 Lysis of pharyngeal adhesions

29.59 Other

29.9 Other operations on pharynx

29.91 Dilation of pharynx
Dilation of nasopharynx

29.92 Division of glossopharyngeal nerve

29.99 Other

Excludes: insertion of radium into pharynx and nasopharynx
[\(92.27\)](#)
removal of intraluminal foreign body [\(98.13\)](#)

6. OPERATIONS ON THE RESPIRATORY SYSTEM (30-34)

30 Excision of larynx

30.0 Excision or destruction of lesion or tissue of larynx

30.01 Marsupialization of laryngeal cyst

30.09 Other excision or destruction of lesion or tissue of larynx
Stripping of vocal cords

Excludes: biopsy of larynx (31.43)
laryngeal fistulectomy (31.62)
laryngotracheal fistulectomy (31.62)

30.1 Hemilaryngectomy

30.2 Other partial laryngectomy

30.21 Epiglottidectomy

30.22 Vocal cordectomy
Excision of vocal cords

30.29 Other partial laryngectomy
Excision of laryngeal cartilage

30.3 Complete laryngectomy

Block dissection of larynx (with thyroidectomy) (with synchronous tracheostomy)
Laryngopharyngectomy

Excludes: that with radical neck dissection (30.4)

30.4 Radical laryngectomy

Complete [total] laryngectomy with radical neck dissection (with thyroidectomy) (with synchronous tracheostomy)

31 Other operations on larynx and trachea

31.0 Injection of larynx

Injection of inert material into larynx or vocal cords

31.1 Temporary tracheostomy

Tracheotomy for assistance in breathing

31.2 Permanent tracheostomy

31.21 Mediastinal tracheostomy

31.29 Other permanent tracheostomy

Excludes: that with laryngectomy (30.3-30.4)

31.3 Other incision of larynx or trachea

Excludes: that for assistance in breathing (31.1-31.29)

31.4 Diagnostic procedures on larynx and trachea

31.41 Tracheoscopy through artificial stoma

Excludes: that with biopsy (31.43-31.44)

- 31.42 Laryngoscopy and other tracheoscopy**
Excludes: that with biopsy (31.43-31.44)
- 31.43 Closed [endoscopic] biopsy of larynx**
- 31.44 Closed [endoscopic] biopsy of trachea**
- 31.45 Open biopsy of larynx or trachea**
- 31.48 Other diagnostic procedures on larynx**
Excludes: contrast laryngogram (87.07)
 microscopic examination of specimen from larynx (90.31-90.39)
 soft tissue x-ray of larynx NEC (87.09)
- 31.49 Other diagnostic procedures on trachea**
Excludes: microscopic examination of specimen from trachea (90.41-90.49)
 x-ray of trachea (87.49)
- 31.5 Local excision or destruction of lesion or tissue of trachea**
Excludes: biopsy of trachea (31.44-31.45)
 laryngotracheal fistulectomy (31.62)
 tracheoesophageal fistulectomy (31.73)
- 31.6 Repair of larynx**
- 31.61 Suture of laceration of larynx**
- 31.62 Closure of fistula of larynx**
 Laryngotracheal fistulectomy
 Take-down of laryngostomy
- 31.63 Revision of laryngostomy**
- 31.64 Repair of laryngeal fracture**
- 31.69 Other repair of larynx**
 Arytenoidopexy
 Graft of larynx
 Transposition of vocal cords
Excludes: construction of artificial larynx (31.75)
- 31.7 Repair and plastic operations on trachea**
- 31.71 Suture of laceration of trachea**
- 31.72 Closure of external fistula of trachea**
 Closure of tracheotomy
- 31.73 Closure of other fistula of trachea**
 Tracheoesophageal fistulectomy
Excludes: laryngotracheal fistulectomy (31.62)
- 31.74 Revision of tracheostomy**
- 31.75 Reconstruction of trachea and construction of artificial larynx**
 Tracheoplasty with artificial larynx
- 31.79 Other repair and plastic operations on trachea**

31.9 Other operations on larynx and trachea

31.91 Division of laryngeal nerve

31.92 Lysis of adhesions of trachea or larynx

31.93 Replacement of laryngeal or tracheal stent

31.94 Injection of locally-acting therapeutic substance into trachea

31.95 Tracheoesophageal fistulization

31.98 Other operations on larynx

Dilation of larynx

Division of congenital web of larynx

Removal of keel or stent of larynx

Excludes: removal of intraluminal foreign body from larynx without incision (98.14)

31.99 Other operations on trachea

Excludes: removal of:

intraluminal foreign body from trachea without incision (98.15)

tracheostomy tube (97.37)

replacement of tracheostomy tube (97.23)

tracheostomy toilette (96.55)

32 Excision of lung and bronchus

Includes: rib resection as operative approach

sternotomy as operative approach

sternum-splitting incision as operative approach

thoracotomy as operative approach

Code also any synchronous bronchoplasty (33.48)

32.0 Local excision or destruction of lesion or tissue of bronchus

Excludes: biopsy of bronchus (33.24-33.25)

bronchial fistulectomy (33.42)

32.01 Endoscopic excision or destruction of lesion or tissue of bronchus

32.09 Other local excision or destruction of lesion or tissue of bronchus

Excludes: that by endoscopic approach (32.01)

32.1 Other excision of bronchus

Resection (wide sleeve) of bronchus

Excludes: radical dissection [excision] of bronchus (32.6)

32.2 Local excision or destruction of lesion or tissue of lung

32.21 Plication of emphysematous bleb

32.22 Lung volume reduction surgery

32.28 Endoscopic excision or destruction of lesion or tissue of lung

Excludes: biopsy of lung (33.26-33.27)

32.29 Other local excision or destruction of lesion or tissue of lung

Resection of lung:

NOS

wedge

Excludes: biopsy of lung (33.26-33.27)
that by endoscopic approach (32.28)
wide excision of lesion of lung (32.3)

32.3 Segmental resection of lung

Partial lobectomy

32.4 Lobectomy of lung

Lobectomy with segmental resection of adjacent lobes of lung

Excludes: that with radical dissection [excision] of thoracic structures (32.6)

32.5 Complete pneumonectomy

Excision of lung NOS

Pneumonectomy (with mediastinal dissection)

32.6 Radical dissection of thoracic structures

Block [en bloc] dissection of bronchus, lobe of lung, brachial plexus, intercostal structure, ribs (transverse process), and sympathetic nerves

32.9 Other excision of lung

Excludes: biopsy of lung and bronchus (33.24-33.27)
pulmonary decortication (34.51)

33 Other operations on lung and bronchus

Includes: rib resection as operative approach
sternotomy as operative approach
sternum-splitting incision as operative approach
thoracotomy as operative approach

33.0 Incision of bronchus

33.1 Incision of lung

Excludes: puncture of lung (33.93)

33.2 Diagnostic procedures on lung and bronchus

33.21 Bronchoscopy through artificial stoma

Excludes: that with biopsy (33.24,33.27)

33.22 Fiber-optic bronchoscopy

Excludes: that with biopsy (33.24,33.27)

33.23 Other bronchoscopy

Excludes: that for:
aspiration (96.05)
biopsy (33.24,33.27)

- 33.24 Closed [endoscopic] biopsy of bronchus**
 Bronchoscopy (fiberoptic) (rigid) with:
 brush biopsy of "lung"
 brushing or washing for specimen collection
 excision (bite) biopsy
 Diagnostic bronchoalveolar lavage (BAL)
Excludes: closed biopsy of lung, other than brush biopsy of "lung" ([33.26,33.27](#))
 whole lung lavage ([33.99](#))
- 33.25 Open biopsy of bronchus**
Excludes: open biopsy of lung ([33.28](#))
- 33.26 Closed [percutaneous] [needle] biopsy of lung**
Excludes: endoscopic biopsy of lung ([33.27](#))
- 33.27 Closed endoscopic biopsy of lung**
 Fiber-optic (flexible) bronchoscopy with fluoroscopic guidance with biopsy
 Transbronchial lung biopsy
Excludes: brush biopsy of "lung" ([33.24](#))
 percutaneous biopsy of lung ([33.26](#))
- 33.28 Open biopsy of lung**
- 33.29 Other diagnostic procedures on lung and bronchus**
Excludes: contrast bronchogram:
 endotracheal ([87.31](#))
 other ([87.32](#))
 lung scan ([92.15](#))
 magnetic resonance imaging ([88.92](#))
 microscopic examination of specimen from bronchus or lung ([90.41-90.49](#))
 routine chest x-ray ([87.44](#))
 ultrasonography of lung ([88.73](#))
 vital capacity determination ([89.37](#))
 x-ray of bronchus or lung NOS ([87.49](#))
- 33.3 Surgical collapse of lung**
- 33.31 Destruction of phrenic nerve for collapse of lung**
- 33.32 Artificial pneumothorax for collapse of lung**
 Thoracotomy for collapse of lung
- 33.33 Pneumoperitoneum for collapse of lung**
- 33.34 Thoracoplasty**
- 33.39 Other surgical collapse of lung**
 Collapse of lung NOS
- 33.4 Repair and plastic operation on lung and bronchus**
- 33.41 Suture of laceration of bronchus**

33.42 Closure of bronchial fistula

Closure of bronchostomy
Fistulectomy:
bronchocutaneous
bronchoesophageal
bronchovisceral

Excludes: closure of fistula:
bronchomediastinal (34.73)
bronchopleural (34.73)
bronchopleuromediastinal (34.73)

33.43 Closure of laceration of lung

33.48 Other repair and plastic operations on bronchus

33.49 Other repair and plastic operations on lung

Excludes: closure of pleural fistula (34.73)

33.5 Lung transplant [®]

Note: To report donor source - see codes [00.91-00.93](#)

Excludes: combined heart-lung transplantation (33.6)

Code also cardiopulmonary bypass [extracorporeal circulation]
[heart-lung machine] (39.61)

33.50 Lung transplantation, not otherwise specified

33.51 Unilateral lung transplantation

33.52 Bilateral lung transplantation [®]

Double-lung transplantation
En bloc transplantation
Code also cardiopulmonary bypass [extracorporeal circulation]
[heart-lung machine] (39.61)

33.6 Combined heart-lung transplantation [®]

Note: To report donor source - see codes [00.91-00.93](#)

Code also cardiopulmonary bypass [extracorporeal circulation]
[heart-lung machine] (39.61)

33.9 Other operations on lung and bronchus

33.91 Bronchial dilation

33.92 Ligation of bronchus

33.93 Puncture of lung

Excludes: needle biopsy (33.26)

33.98 Other operations on bronchus

Excludes: bronchial lavage (96.56)
removal of intraluminal foreign body from bronchus
without incision (98.15)

33.99 Other operations on lung

Whole lung lavage

Excludes: other continuous mechanical ventilation (96.70-96.72)
respiratory therapy (93.90-93.99)

34 Operations on chest wall, pleura, mediastinum, and diaphragm

Excludes: operations on breast (85.0-85.99)

34.0 Incision of chest wall and pleura

Excludes: that as operative approach -- omit code

34.01 Incision of chest wall

Extrapleural drainage

Excludes: incision of pleura (34.09)

34.02 Exploratory thoracotomy

34.03 Reopening of recent thoracotomy site

34.04 Insertion of intercostal catheter for drainage

Chest tube

Closed chest drainage

Revision of intercostal catheter (chest tube) (with lysis of adhesions)

34.05 Creation of pleuroperitoneal shunt

34.09 Other incision of pleura

Creation of pleural window for drainage

Intercostal stab

Open chest drainage

Excludes: thoracoscopy (34.21)

thoracotomy for collapse of lung (33.32)

34.1 Incision of mediastinum

Excludes: mediastinoscopy (34.22)

mediastinotomy associated with pneumonectomy (32.5)

34.2 Diagnostic procedures on chest wall, pleura, mediastinum, and diaphragm

34.21 Transpleural thoracoscopy

34.22 Mediastinoscopy

Code also any lymph node biopsy (40.11)

34.23 Biopsy of chest wall

34.24 Pleural biopsy

34.25 Closed [percutaneous] [needle] biopsy of mediastinum

34.26 Open mediastinal biopsy

34.27 Biopsy of diaphragm

34.28 Other diagnostic procedures on chest wall, pleura, and diaphragm

Excludes: angiocardiography (88.50-88.58)
aortography (88.42)
arteriography of:
 intrathoracic vessels NEC (88.44)
 pulmonary arteries (88.43)
 microscopic examination of specimen from chest wall,
 pleura, and diaphragm (90.41-90.49)
phlebography of:
 intrathoracic vessels NEC (88.63)
 pulmonary veins (88.62)
radiological examinations of thorax:
 C.A.T. scan (87.41)
 diaphragmatic x-ray (87.49)
 intrathoracic lymphangiogram (87.34)
 routine chest x-ray (87.44)
 sinogram of chest wall (87.38)
 soft tissue x-ray of chest wall NEC (87.39)
 tomogram of thorax NEC (87.42)
 ultrasonography of thorax (88.73)

34.29 Other diagnostic procedures on mediastinum

Excludes: mediastinal:
 pneumogram (87.33)
 x-ray NEC (87.49)

34.3 Excision or destruction of lesion or tissue of mediastinum

Excludes: biopsy of mediastinum (34.25-34.26)
mediastinal fistulectomy (34.73)

34.4 Excision or destruction of lesion of chest wall

Excision of lesion of chest wall NOS (with excision of ribs)

Excludes: biopsy of chest wall (34.23)
costectomy not incidental to thoracic procedure (77.91)
excision of lesion of:
 breast (85.20-85.25)
 cartilage (80.89)
 skin (86.2-86.3)
fistulectomy (34.73)

34.5 Pleurectomy

34.51 Decortication of lung

34.59 Other excision of pleura

Excision of pleural lesion

Excludes: biopsy of pleura (34.24)
pleural fistulectomy (34.73)

34.6 Scarification of pleura

Pleurosclerosis

Excludes: injection of sclerosing agent (34.92)

34.7 Repair of chest wall

34.71 Suture of laceration of chest wall

Excludes: suture of skin and subcutaneous tissue alone (86.59)

34.72 Closure of thoracostomy

34.73 Closure of other fistula of thorax

Closure of:

- bronchopleural fistula
- bronchopleurocutaneous fistula
- bronchopleuromediastinal fistula

34.74 Repair of pectus deformity

Repair of:

- pectus carinatum (with implant)
- pectus excavatum (with implant)

34.79 Other repair of chest wall

Repair of chest wall NOS

34.8 Operations on diaphragm

34.81 Excision of lesion or tissue of diaphragm

Excludes: biopsy of diaphragm (34.27)

34.82 Suture of laceration of diaphragm

34.83 Closure of fistula of diaphragm

- Thoracoabdominal fistulectomy
- Thoracogastric fistulectomy
- Thoracointestinal fistulectomy

34.84 Other repair of diaphragm

Excludes: repair of diaphragmatic hernia (53.7-53.82)

34.85 Implantation of diaphragmatic pacemaker

34.89 Other operations on diaphragm

34.9 Other operations on thorax

34.91 Thoracentesis

34.92 Injection into thoracic cavity

- Chemical pleurodesis
- Injection of cytotoxic agent or tetracycline
- Requires additional code for any cancer chemotherapeutic substance (99.25)

Excludes: that for collapse of lung (33.32)

34.93 Repair of pleura

34.99 Other

Excludes: removal of:
mediastinal drain (97.42)
sutures (97.43)
thoracotomy tube (97.41)

7. OPERATIONS ON THE CARDIOVASCULAR SYSTEM (35-39)

35 Operations on valves and septa of heart

Includes: sternotomy (median) (transverse) as operative approach
 thoracotomy as operative approach
 Code also cardiopulmonary bypass [extracorporeal circulation] [heart-lung machine] [\(39.61\)](#)

35.0 Closed heart valvotomy

Excludes: percutaneous (balloon) valvuloplasty [\(35.96\)](#)

35.00 Closed heart valvotomy, unspecified valve

35.01 Closed heart valvotomy, aortic valve

35.02 Closed heart valvotomy, mitral valve

35.03 Closed heart valvotomy, pulmonary valve

35.04 Closed heart valvotomy, tricuspid valve

35.1 Open heart valvuloplasty without replacement

Includes: open heart valvotomy

Excludes: that associated with repair of:
 endocardial cushion defect [\(35.54, 35.63, 35.73\)](#)
 valvular defect associated with atrial and ventricular
 septal defects [\(35.54, 35.63, 35.73\)](#)
 percutaneous (balloon) valvuloplasty [\(35.96\)](#)

Code also cardiopulmonary bypass if performed [extracorporeal circulation] [heart-lung machine] [\(39.61\)](#)

35.10 Open heart valvuloplasty without replacement, unspecified valve

35.11 Open heart valvuloplasty of aortic valve without replacement

35.12 Open heart valvuloplasty of mitral valve without replacement

35.13 Open heart valvuloplasty of pulmonary valve without replacement

35.14 Open heart valvuloplasty of tricuspid valve without replacement

35.2 Replacement of heart valve

Includes: excision of heart valve with replacement
 Code also cardiopulmonary bypass [extracorporeal circulation] [heart-lung machine] [\(39.61\)](#)

Excludes: that associated with repair of:
 endocardial cushion defect [\(35.54, 35.63, 35.73\)](#)
 valvular defect associated with atrial and ventricular septal
 defects [\(35.54, 35.63, 35.73\)](#)

35.20 Replacement of unspecified heart valve

Repair of unspecified heart valve with tissue graft or prosthetic implant

35.21 Replacement of aortic valve with tissue graft

Repair of aortic valve with tissue graft (autograft) (heterograft) (homograft)

- 35.22 Other replacement of aortic valve**
 Repair of aortic valve with replacement:
 NOS
 prosthetic (partial) (synthetic) (total)
- 35.23 Replacement of mitral valve with tissue graft**
 Repair of mitral valve with tissue graft (autograft) (heterograft)
 (homograft)
- 35.24 Other replacement of mitral valve**
 Repair of mitral valve with replacement:
 NOS
 prosthetic (partial) (synthetic) (total)
- 35.25 Replacement of pulmonary valve with tissue graft**
 Repair of pulmonary valve with tissue graft (autograft)
 (heterograft) (homograft)
- 35.26 Other replacement of pulmonary valve**
 Repair of pulmonary valve with replacement:
 NOS
 prosthetic (partial) (synthetic) (total)
- 35.27 Replacement of tricuspid valve with tissue graft**
 Repair of tricuspid valve with tissue graft (autograft)
 (heterograft) (homograft)
- 35.28 Other replacement of tricuspid valve**
 Repair of tricuspid valve with replacement:
 NOS
 prosthetic (partial) (synthetic) (total)
- 35.3 Operations on structures adjacent to heart valves**
 Code also cardiopulmonary bypass [extracorporeal circulation] [heart-lung
 machine] ([39.61](#))
- 35.31 Operations on papillary muscle**
 Division of papillary muscle
 Reattachment of papillary muscle
 Repair of papillary muscle
- 35.32 Operations on chordae tendineae**
 Division of chordae tendineae
 Repair of chordae tendineae
- 35.33 Annuloplasty**
 Plication of annulus
- 35.34 Infundibulectomy**
 Right ventricular infundibulectomy
- 35.35 Operations on trabeculae carneae cordis**
 Division of trabeculae carneae cordis
 Excision of trabeculae carneae cordis
 Excision of aortic subvalvular ring
- 35.39 Operations on other structures adjacent to valves of heart**
 Repair of sinus of Valsalva (aneurysm)

35.4 Production of septal defect in heart

35.41 Enlargement of existing atrial septal defect

Rashkind procedure
Septostomy (atrial) (balloon)

35.42 Creation of septal defect in heart

Blalock-Hanlon operation

35.5 Repair of atrial and ventricular septa with prosthesis

Includes: repair of septa with synthetic implant or patch
Code also cardiopulmonary bypass [extracorporeal circulation] [heart-lung machine] ([39.61](#))

35.50 Repair of unspecified septal defect of heart with prosthesis

Excludes: that associated with repair of:
endocardial cushion defect ([35.54](#))
septal defect associated with valvular defect ([35.54](#))

35.51 Repair of atrial septal defect with prosthesis, open technique

Atrioseptoplasty with prosthesis
Correction of atrial septal defect with prosthesis
Repair:
foramen ovale (patent)
with prosthesis ostium secundum defect with prosthesis

Excludes: that associated with repair of:
atrial septal defect associated with valvular and ventricular septal defects ([35.54](#))
endocardial cushion defect ([35.54](#))

35.52 Repair of atrial septal defect with prosthesis, closed technique

Insertion of atrial septal umbrella [King-Mills]

35.53 Repair of ventricular septal defect with prosthesis

Correction of ventricular septal defect with prosthesis
Repair of supracristal defect with prosthesis

Excludes: that associated with repair of:
endocardial cushion defect ([35.54](#))
ventricular defect associated with valvular and atrial septal defects ([35.54](#))

35.54 Repair of endocardial cushion defect with prosthesis

Repair:
atrioventricular canal with prosthesis (grafted to septa)
ostium primum defect with prosthesis (grafted to septa)
valvular defect associated with atrial and ventricular septal defects with prosthesis (grafted to septa)

Excludes: repair of isolated:
atrial septal defect ([35.51-35.52](#))
valvular defect ([35.20, 35.22, 35.24, 35.26, 35.28](#))
ventricular septal defect ([35.53](#))

35.6 Repair of atrial and ventricular septa with tissue graft

Code also cardiopulmonary bypass [extracorporeal circulation] [heart-lung machine] ([39.61](#))

- 35.60 Repair of unspecified septal defect of heart with tissue graft**
Excludes: that associated with repair of:
 endocardial cushion defect ([35.63](#))
 septal defect associated with valvular defect ([35.63](#))
- 35.61 Repair of atrial septal defect with tissue graft**
 Atrioseptoplasty with tissue graft
 Correction of atrial septal defect with tissue graft
 Repair:
 foramen ovale (patent) with tissue graft
 ostium secundum defect with tissue graft
Excludes: that associated with repair of:
 atrial septal defect associated with valvular and ventricular septal defects ([35.63](#))
 endocardial cushion defect ([35.63](#))
- 35.62 Repair of ventricular septal defect with tissue graft**
 Correction of ventricular septal defect with tissue graft
 Repair of supracristal defect with tissue graft
Excludes: that associated with repair of:
 endocardial cushion defect ([35.63](#))
 ventricular defect associate with valvular and atrial septal defects ([35.63](#))
- 35.63 Repair of endocardial cushion defect with tissue graft**
 Repair of:
 atrioventricular canal with tissue graft
 ostium primum defect with tissue graft
 valvular defect associated with atrial and ventricular septal defects with tissue graft
Excludes: repair of isolated:
 atrial septal defect ([35.61](#))
 valvular defect ([35.20-35.21, 35.23, 35.25, 35.27](#))
 ventricular septal defect ([35.62](#))
- 35.7 Other and unspecified repair of atrial and ventricular septa**
 Code also cardiopulmonary bypass [extracorporeal circulation] [heart-lung machine] ([39.61](#))
- 35.70 Other and unspecified repair of unspecified septal defect of heart**
 Repair of septal defect NOS
Excludes: that associated with repair of:
 endocardial cushion defect ([35.73](#))
 septal defect associated with valvular defect ([35.73](#))
- 35.71 Other and unspecified repair of atrial septal defect**
 Repair NOS:
 atrial septum
 foramen ovale (patent)
 ostium secundum defect
Excludes: that associated with repair of:
 atrial septal defect associated with valvular ventricular septal defects ([35.73](#))
 endocardial cushion defect ([35.73](#))

35.72 Other and unspecified repair of ventricular septal defect

Repair NOS:
 supracristal defect
 ventricular septum

Excludes: that associated with repair of:
endocardial cushion defect (35.73)
ventricular septal defect associated with valvular and
atrial septal defects (35.73)

35.73 Other and unspecified repair of endocardial cushion defect

Repair NOS:
 atrioventricular canal
 ostium primum defect
 valvular defect associated with atrial and ventricular septal
 defects

Excludes: repair of isolated:
atrial septal defect (35.71)
valvular defect (35.20, 35.22, 35.24, 35.26, 35.28)
ventricular septal defect (35.72)

35.8 Total repair of certain congenital cardiac anomalies

Note: For partial repair of defect [e.g. repair of atrial septal defect in tetralogy of Fallot] -- code to specific procedure

35.81 Total repair of tetralogy of Fallot

One-stage total correction of tetralogy of Fallot with or without:
 commissurotomy of pulmonary valve
 infundibulectomy
 outflow tract prosthesis
 patch graft of outflow tract
 prosthetic tube for pulmonary artery
 repair of ventricular septal defect (with prosthesis)
 take-down of previous systemic-pulmonary artery anastomosis

35.82 Total repair of total anomalous pulmonary venous connection

One-stage total correction of total anomalous pulmonary venous
 connection with or without:
 anastomosis between (horizontal) common pulmonary trunk
 and posterior wall of left atrium (side-to-side)
 enlargement of foramen ovale
 incision [excision] of common wall between posterior left
 atrium and coronary sinus and roofing of resultant defect
 with patch graft (synthetic)
 ligation of venous connection (descending anomalous vein) (to
 left innominate vein) (to superior vena cava)
 repair of atrial septal defect (with prosthesis)

35.83 Total repair of truncus arteriosus

One-stage total correction of truncus arteriosus with or without:
 construction (with aortic homograft) (with prosthesis) of a
 pulmonary artery placed from right ventricle to arteries
 supplying the lung
 ligation of connections between aorta and pulmonary artery
 repair of ventricular septal defect (with prosthesis)



35.84 Total correction of transposition of great vessels, not elsewhere classified

Arterial switch operation [Jatene]

Total correction of transposition of great arteries at the arterial level by switching the great arteries, including the left or both coronary arteries, implanted in the wall of the pulmonary artery

Excludes: baffle operation [Mustard] [Senning] (35.91)
creation of shunt between right ventricle and pulmonary artery [Rastelli] (35.92)

35.9 Other operations on valves and septa of heart

Code also cardiopulmonary bypass, if performed [extracorporeal circulation] [heart-lung machine] (39.61)

35.91 Interatrial transposition of venous return

Baffle:

atrial

interatrial

Mustard's operation

Resection of atrial septum and insertion of patch to direct systemic venous return to tricuspid valve and pulmonary venous return to mitral valve

35.92 Creation of conduit between right ventricle and pulmonary artery

Creation of shunt between right ventricle and (distal) pulmonary artery

Excludes: that associated with total repair of truncus arteriosus (35.83)

35.93 Creation of conduit between left ventricle and aorta

Creation of apicoaortic shunt

Shunt between apex of left ventricle and aorta

35.94 Creation of conduit between atrium and pulmonary artery

Fontan procedure

35.95 Revision of corrective procedure on heart

Replacement of prosthetic heart valve poppet

Resuture of prosthesis of:

septum

valve

Excludes: complete revision -- code to specific procedure
replacement of prosthesis or graft of:
septum (35.50-35.63)
valve (35.20-35.28)

35.96 Percutaneous valvuloplasty

Percutaneous balloon valvuloplasty

35.98 Other operations on septa of heart

35.99 Other operations on valves of heart

36 Operations on vessels of heart

Includes: sternotomy (median) (transverse) as operative approach
thoracotomy as operative approach

Code also:

any injection or infusion of platelet inhibitor ([99.20](#))
cardiopulmonary bypass, if performed [extracorporeal circulation]
[heart-lung machine] ([39.61](#))

36.0 Removal of coronary artery obstruction and insertion of stent(s)

36.01 Single vessel percutaneous transluminal coronary angioplasty [PTCA] or coronary atherectomy without mention of thrombolytic agent

Balloon angioplasty of coronary artery
Coronary atherectomy
Percutaneous coronary angioplasty NOS
PTCA NOS

Excludes: multiple vessel percutaneous transluminal coronary angioplasty [PTCA] or coronary atherectomy performed during the same operation ([36.05](#))

Code also any insertion of coronary stent(s) ([36.06](#))

36.02 Single vessel percutaneous transluminal coronary angioplasty [PTCA] or coronary atherectomy with mention of thrombolytic agent

Balloon angioplasty of coronary artery with infusion of thrombolytic agent [streptokinase]
Coronary atherectomy

Excludes: multiple vessel percutaneous transluminal coronary angioplasty [PTCA] or coronary atherectomy performed during the same operation ([36.05](#))
single vessel PTCA or coronary atherectomy without mention of thrombolytic agent ([36.01](#))

Code also any insertion of coronary stent(s) ([36.06](#))

36.03 Open chest coronary artery angioplasty

Coronary (artery):
endarterectomy (with patch graft)
thromboendarterectomy (with patch graft)
Open surgery for direct relief of coronary artery obstruction

Excludes: that with coronary artery bypass graft ([36.10-36.19](#))
Code also any insertion of coronary stent(s) ([36.06](#))

36.04 Intracoronary artery thrombolytic infusion

That by direct coronary artery injection, infusion, or catheterization
enzyme infusion
Platelet inhibitor

Excludes: infusion of platelet inhibitor ([99.20](#))
infusion of thrombolytic agent ([99.10](#))
that associated with any procedure in [36.02](#), [36.03](#)

36.05 Multiple vessel percutaneous transluminal coronary angioplasty [PTCA] or coronary atherectomy performed during the same operation, with or without mention of thrombolytic agent

Balloon angioplasty of multiple coronary arteries
Coronary atherectomy

Code also any:

intracoronary artery thrombolytic infusion ([36.04](#))
insertion of coronary stent(s) ([36.06](#))

Excludes: single vessel PTCA or coronary atherectomy without mention of thrombolytic agent ([36.01](#)) with mention of thrombolytic agent ([36.02](#))

36.06 Insertion of non-drug-eluting coronary artery stent(s)

Bare stent(s)
Bonded stent(s)
Drug-coated stent(s), i.e. heparin coated
Endograft(s)
Endovascular graft(s)
Stent grafts

Code also any:

open chest coronary artery angioplasty ([36.03](#))
percutaneous transluminal coronary angioplasty [PTCA] or coronary atherectomy ([36.01](#), [36.02](#), [36.05](#))

Excludes: insertion of drug-eluting coronary artery stent(s) ([36.07](#))

36.07 Insertion of drug-eluting coronary artery stent(s) 

Endograft(s)
Endovascular graft(s)
Stent graft(s)

Code also any:

open chest coronary artery angioplasty ([36.03](#))
percutaneous transluminal coronary angioplasty [PTCA] or coronary atherectomy ([36.01](#), [36.02](#), [36.05](#))

Excludes: drug-coated stents, e.g., heparin coated ([36.06](#)) insertion of non-drug-eluting coronary artery stent(s) ([36.06](#))

36.09 Other removal of coronary artery obstruction

Coronary angioplasty NOS

Excludes: that by open angioplasty ([36.03](#)) that by percutaneous transluminal coronary angioplasty [PTCA] or coronary atherectomy ([36.01](#), [36.02](#), [36.05](#))

36.1 Bypass anastomosis for heart revascularization [®]

Code also: cardiopulmonary bypass [extracorporeal circulation] [heart-lung machine] ([39.61](#))

pressurized treatment of venous bypass graft [conduit] with pharmaceutical substance, if performed ([00.16](#))

- 36.10 Aortocoronary bypass for heart revascularization, not otherwise specified**
Direct revascularization:
cardiac with catheter stent, prosthesis, or vein graft
coronary with catheter stent, prosthesis, or vein graft
heart muscle with catheter stent, prosthesis, or vein graft
myocardial with catheter stent, prosthesis, or vein graft
Heart revascularization NOS
- 36.11 (Aorto)coronary bypass of one coronary artery**
- 36.12 (Aorto)coronary bypass of two coronary arteries**
- 36.13 (Aorto)coronary bypass of three coronary arteries**
- 36.14 (Aorto)coronary bypass of four or more coronary arteries**
- 36.15 Single internal mammary-coronary artery bypass**
Anastomosis (single):
mammary artery to coronary artery
thoracic artery to coronary artery
- 36.16 Double internal mammary-coronary artery bypass**
Anastomosis, double:
mammary artery to coronary artery
thoracic artery to coronary artery
- 36.17 Abdominal - coronary artery bypass**
Anastomosis:
Gastroepiploic - coronary artery
- 36.19 Other bypass anastomosis for heart revascularization**
- 36.2 Heart revascularization by arterial implant**
Implantation of:
aortic branches [ascending aortic branches] into heart muscle
blood vessels into myocardium
internal mammary artery [internal thoracic artery] into:
heart muscle
myocardium
ventricle
ventricular wall
Indirect heart revascularization NOS
- 36.3 Other heart revascularization**
- 36.31 Open chest transmymocardial revascularization**
- 36.32 Other transmymocardial revascularization**
Percutaneous transmymocardial revascularization
Thoracoscopic transmymocardial revascularization
- 36.39 Other heart revascularization**
Abrasion of epicardium
Cardio-omentopexy
Intrapericardial poudrage
Myocardial graft:
mediastinal fat
omentum
pectoral muscles

36.9 Other operations on vessels of heart

Code also cardiopulmonary bypass [extracorporeal circulation] [heart-lung machine] ([39.61](#))

36.91 Repair of aneurysm of coronary vessel

36.99 Other operations on vessels of heart

Exploration of coronary artery
 Incision of coronary artery
 Ligation of coronary artery
 Repair of arteriovenous fistula

37 Other operations on heart and pericardium

Code also any injection or infusion of platelet inhibitor ([99.20](#))

37.0 Pericardiocentesis

37.1 Cardiomy and pericardiomy

Code also cardiopulmonary bypass [extracorporeal circulation] [heart-lung machine] ([39.61](#))

37.10 Incision of heart, not otherwise specified

Cardiolysis NOS

37.11 Cardiomy

Incision of:
 atrium
 endocardium
 myocardium
 ventricle

37.12 Pericardiomy

Pericardial window operation
 Pericardiolysis
 Pericardiomy

37.2 Diagnostic procedures on heart and pericardium

37.21 Right heart cardiac catheterization

Cardiac catheterization NOS

Excludes: that with catheterization of left heart ([37.23](#))

37.22 Left heart cardiac catheterization

Excludes: that with catheterization of right heart ([37.23](#))

37.23 Combined right and left heart cardiac catheterization

37.24 Biopsy of pericardium

37.25 Biopsy of heart

37.26 Cardiac electrophysiologic stimulation and recording studies

Electrophysiologic studies [EPS]
 Non-invasive programmed electrical stimulation (NIPS)
 Programmed electrical stimulation
 Code also any concomitant procedure

Excludes: device interrogation only without arrhythmia induction (bedside check) ([89.45-89.49](#))
 His bundle recording ([37.29](#))

37.27 Cardiac mapping

Code also any concomitant procedure

Excludes: electrocardiogram (89.52)
His bundle recording (37.29)

37.28 Intracardiac echocardiography 

Echocardiography of heart chambers
ICE

Code also any synchronous Doppler flow mapping (88.72)

Excludes: intravascular imaging of coronary vessels (intravascular ultrasound)(IVUS) (00.24)

37.29 Other diagnostic procedures on heart and pericardium

Excludes: angiocardiography (88.50-88.58)
cardiac function tests (89.41-89.69)
cardiovascular radioisotopic scan and function study (92.05)
coronary arteriography (88.55-88.57)
diagnostic pericardiocentesis (37.0)
diagnostic ultrasound of heart (88.72)
x-ray of heart (87.49)

37.3 Pericardiectomy and excision of lesion of heart


Code also cardiopulmonary bypass [extracorporeal circulation] [heart-lung machine] (39.61)

37.31 Pericardiectomy

Excision of:
adhesions of pericardium constricting scar of:
epicardium
pericardium


37.32 Excision of aneurysm of heart

Repair of aneurysm of heart







37.33 Excision or destruction of other lesion or tissue of heart,open approach 

Ablation of heart tissue (cryoablation) (electrocurrent) (laser) (microwave) (radiofrequency) (resection), open chest approach
Cox-maze procedure
Maze procedure
Modified maze procedure, trans-thoracic approach

Excludes: ablation,excision or destruction of lesion or tissue of heart, endovascular approach (37.34)

37.34 Excision or destruction of other lesion or tissue of heart,other approach 

Ablation of heart tissue (cryoablation) (electrocurrent)(laser) (microwave) (radiofrequency) (resection), via peripherally inserted catheter
Modified maze procedure, endovascular approach

- 37.35 Partial ventriculectomy**
 Ventricular reduction surgery
 Ventricular remodeling
 Code also any synchronous:
 mitral valve repair ([35.02](#), [35.12](#))
 mitral valve replacement ([35.23 - 35.24](#))
- 37.4 Repair of heart and pericardium**
- 37.5 Heart replacement procedures**
- 37.51 Heart transplantation** 
Excludes: combined heart-lung transplantation ([33.6](#))
- 37.52 Implantation of total replacement heart system** 
 Artificial heart
 Implantation of fully implantable total replacement heart system,
 including ventriculectomy
Excludes: implantation of heart assist system [VAD]
 ([37.62](#), [37.65](#), [37.66](#))
- 37.53 Replacement or repair of thoracic unit of total replacement heart system** 
Excludes: replacement and repair of heart assist system [VAD] ([37.63](#))
- 37.54 Replacement or repair of other implantable component of total replacement heart system** 
 Implantable battery
 Implantable controller
 Transcutaneous energy transfer [TET] device
Excludes: replacement and repair of heart assist system [VAD] ([37.63](#))
 replacement or repair of thoracic unit of total replacement heart system ([37.53](#))
- 37.6 Implantation of heart and circulatory assist system**
- 37.61 Implant of pulsation balloon**
- 37.62 Insertion of non-implantable heart assist system** 
 Insertion of heart assist system, NOS
 Insertion of heart pump
Excludes: implantation of total replacement heart system ([37.52](#))
 insertion of percutaneous external heart assist device
 ([37.68](#))
- 37.63 Repair of heart assist system** 
 Replacement of parts of an existing ventricular assist device (VAD)
Excludes: replacement or repair of other implantable component of total replacement heart system [artificial heart] ([37.54](#))
 replacement or repair of thoracic unit of total replacement heart system [artificial heart] ([37.53](#))

37.64 Removal of heart assist system ®

Excludes: that with replacement of implant (37.63)
 explantation [removal] of percutaneous external heart
 assist device (97.44)
 nonoperative removal of heart assist system (97.44)

37.65 Implant of external heart assist system ®

Note: Device (outside the body but connected to heart) with external circulation and pump.

Includes open chest (sternotomy) procedure for cannulae attachments

Excludes: implant of pulsation balloon (37.61)
 implantation of total replacement heart system (37.52)
 insertion of percutaneous external heart assist device (37.68)

37.66 Insertion of implantable heart assist system ®

Axial flow heart assist system
 Diagonal pump heart assist system
 Left ventricular assist device (LVAD)
 Pulsatile heart assist system
 Right ventricular assist device (RVAD)
 Rotary pump heart assist system
 Ventricular assist device (VAD) not otherwise specified

Note: Device directly connected to the heart and implanted in the upper left quadrant of peritoneal cavity.

Transportable, implantable heart assist system.

Excludes: implant of pulsation balloon (37.61)
 implantation of total replacement heart system [artificial heart] (37.52)
 insertion of percutaneous external heart assist device (37.68)

37.67 Implantation of cardiomyostimulation system

Note: Two-step open procedure consisting of transfer of one end of the latissimus dorsi muscle; wrapping it around the heart; rib resection; implantation of epicardial cardiac pacing leads into the right ventricle; tunneling and pocket creation for the cardiomyostimulator.

37.68 Insertion of percutaneous external heart assist device 🌟

Includes percutaneous [femoral] insertion of cannulae attachments
 Circulatory assist device
 Extrinsic heart assist device
 pVAD
 Percutaneous heart assist device

37.7 Insertion, revision, replacement, and removal of pacemaker leads; insertion of temporary pacemaker system; or revision of pocket

Code also any insertion and replacement of pacemaker device (37.80-37.87)

Excludes: implantation or replacement of transvenous lead [electrode] into left ventricular cardiac venous system (00.52)



- 37.70 Initial insertion of lead [electrode], not otherwise specified**
Excludes: insertion of temporary transvenous pacemaker system (37.78)
 replacement of atrial and/or ventricular lead(s) (37.76)
- 37.71 Initial insertion of transvenous lead [electrode] into ventricle**
Excludes: insertion of temporary transvenous pacemaker system (37.78)
 replacement of atrial and/or ventricular lead(s) (37.76)
- 37.72 Initial insertion of transvenous leads [electrodes] into atrium and ventricle**
Excludes: insertion of temporary transvenous pacemaker system (37.78)
 replacement of atrial and/or ventricular lead(s) (37.76)
- 37.73 Initial insertion of transvenous lead [electrode] into atrium**
Excludes: insertion of temporary transvenous pacemaker system (37.78)
 replacement of atrial and/or ventricular lead(s) (37.76)
- 37.74 Insertion or replacement of epicardial lead [electrode] into epicardium**
 Insertion or replacement of epicardial by:
 sternotomy
 thoracotomy
Excludes: replacement of atrial and/or ventricular lead(s) (37.76)
- 37.75 Revision of lead [electrode]**
 Repair of electrode [removal with re-insertion]
 Repositioning of lead [electrode]
 Revision of lead NOS
Excludes: repositioning of temporary transvenous pacemaker system -- omit code
- 37.76 Replacement of transvenous atrial and/or ventricular lead(s) [electrode]**
 Removal or abandonment of existing transvenous or epicardial lead(s) with transvenous lead(s) replacement
Excludes: replacement of epicardial lead [electrode] (37.74)
- 37.77 Removal of lead(s) [electrode] without replacement**
 Removal:
 epicardial lead (transthoracic approach)
 transvenous lead(s)
Excludes: removal of temporary transvenous pacemaker system -- omit code
 that with replacement of:
 atrial and/or ventricular lead(s) [electrode] (37.76)
 epicardial lead [electrode] (37.74)
- 37.78 Insertion of temporary transvenous pacemaker system**
Excludes: intraoperative cardiac pacemaker (39.64)

37.79 Revision or relocation of pacemaker pocket
 Debridement and reforming pocket (skin and subcutaneous tissue)
 Relocation of pocket [creation of new pocket] pacemaker or CRT-P

37.8 Insertion, replacement, removal, and revision of pacemaker device
 Code also any lead insertion, lead replacement, lead removal and/or
 lead revision ([37.70-37.77](#))

*Excludes: implantation of cardiac resynchronization pacemaker [CRT-P]
 (00.50)*

*implantation or replacement of cardiac resynchronization
 pacemaker pulse generator only [CRT-P] (00.53)*

**37.80 Insertion of permanent pacemaker, initial or replacement, type
 of device not specified**

**37.81 Initial insertion of single-chamber device, not specified as rate
 responsive**

Excludes: replacement of existing pacemaker device (37.85- 37.87)

37.82 Initial insertion of single-chamber device, rate responsive

Rate responsive to physiologic stimuli other than atrial rate

Excludes: replacement of existing pacemaker device (37.85- 37.87)

37.83 Initial insertion of dual-chamber device

Atrial ventricular sequential device

Excludes: replacement of existing pacemaker device (37.85- 37.87)

**37.85 Replacement of any type pacemaker device with single-
 chamber device, not specified as rate responsive**

**37.86 Replacement of any type of pacemaker device with single-
 chamber device, rate responsive**

Rate responsive to physiologic stimuli other than atrial rate

**37.87 Replacement of any type pacemaker device with dual-chamber
 device**

Atrial ventricular sequential device

37.89 Revision or removal of pacemaker device [®]

Removal without replacement of cardiac resynchronization
 pacemaker device [CRT-P]

Repair of pacemaker device

*Excludes: removal of temporary transvenous pacemaker system
 -- omit code*

replacement of existing pacemaker device (37.85- 37.87)

*replacement of existing pacemaker device with CRT-P
 pacemaker device (00.53)*

37.9 Other operations on heart and pericardium

37.90 Insertion of left atrial appendage device 

Left atrial filter

Left atrial occluder

Transseptal catheter technique

37.91 Open chest cardiac massage

Excludes: closed chest cardiac massage (99.63)

- 37.92 Injection of therapeutic substance into heart**
- 37.93 Injection of therapeutic substance into pericardium**
- 37.94 Implantation or replacement of automatic cardioverter/defibrillator, total system [AICD] ®**
 Implantation of defibrillator with leads (epicardial patches), formation of pocket (abdominal fascia) (subcutaneous), any transvenous leads, intraoperative procedures for evaluation of lead signals, and obtaining defibrillator threshold measurements (electrophysiologic studies [EPS])
 Techniques:
 lateral thoracotomy
 medial sternotomy
 subxiphoid procedure
 Code also extracorporeal circulation, if performed (39.61)
 Code also any concomitant procedure [e.g., coronary bypass] (36.00-36.19)
Excludes: implantation of cardiac resynchronization defibrillator, total system [CRT-D] (00.51)
- 37.95 Implantation of automatic cardioverter/defibrillator lead(s) only**
- 37.96 Implantation of automatic cardioverter/defibrillator pulse generator only ®**
Excludes: implantation or replacement of cardiac resynchronization defibrillator, pulse generator device only [CRT-D] (00.54)
- 37.97 Replacement of automatic cardioverter/defibrillator lead(s) only**
- 37.98 Replacement of automatic cardioverter/defibrillator pulse generator only ®**
Excludes: replacement of cardiac resynchronization defibrillator, pulse generator device only [CRT-D] (00.54)
- 37.99 Other ®**
 Removal of cardioverter/defibrillator pulse generator only without replacement
 Removal without replacement of cardiac resynchronization defibrillator device [CRT-D]
 Repositioning of lead(s) (sensing) (pacing) [electrode]
 Repositioning of pulse generator
 Revision of cardioverter/defibrillator (automatic) pocket
 Revision or relocation of CRT-D pocket
*Excludes: cardiac retraining (93.36)
 conversion of cardiac rhythm (99.60-99.69)
 insertion of left atrial appendage device (37.90)
 maze procedure (Cox-maze), open (37.33)
 maze procedure, endovascular approach (37.34)*

38 Incision, excision, and occlusion of vessels [®]

Code also

any application or administration of an adhesion barrier substance ([99.77](#))
 cardiopulmonary bypass [extracorporeal circulation] [heart-lung machine] ([39.61](#))

Excludes: that of coronary vessels ([36.01-36.99](#))

The following fourth-digit subclassification is for use with appropriate categories in section 38.0, 38.1, 38.3, 38.5, 38.6, 38.8, and 38.9 according to site. Valid fourth-digits are in [brackets] at the end of each code/description.

- 0 unspecified site
- 1 intracranial vessels
 - Cerebral (anterior) (middle)
 - Circle of Willis
 - Posterior communicating artery
- 2 other vessels of head and neck
 - Carotid artery (common) (external) (internal)
 - Jugular vein (external) (internal)
- 3 upper limb vessels
 - Axillary
 - Brachial
 - Radial
 - Ulnar
- 4 aorta
- 5 other thoracic vessels
 - Innominate
 - Pulmonary (artery) (vein)
 - Subclavian
 - Vena cava, superior
- 6 abdominal arteries

Celiac	Mesenteric
Gastric	Renal
Hepatic	Splenic
Iliac	Umbilical
- Excludes:** abdominal aorta (4)
- 7 abdominal veins
 - Iliac
 - Portal
 - Renal
 - Splenic
 - Vena cava (inferior)
- 8 lower limb arteries
 - Femoral (common) (superficial)
 - Popliteal
 - Tibial
- 9 lower limb veins

Femoral	Saphenous
Popliteal	Tibial

38.0 Incision of vessel ⁴

[0-9]

Embolectomy
Thrombectomy

Excludes: puncture or catheterization of any:
artery (38.91, 38.98)
vein (38.92-38.95, 38.99)

38.1 Endarterectomy ⁴

[0-6,8]

Endarterectomy with:
embolectomy
patch graft
temporary bypass during procedure
thrombectomy

38.2 Diagnostic procedures on blood vessels

38.21 Biopsy of blood vessel

38.22 Percutaneous angiography

Excludes: angiography of eye (95.12)

38.29 Other diagnostic procedures on blood vessels

Excludes: blood vessel thermography (88.86)
circulatory monitoring (89.61-89.69)
contrast:
angiocardiology (88.50-88.58)
arteriography (88.40-88.49)
phlebography (88.60-88.67)
impedance phlebography (88.68)
peripheral vascular ultrasonography (88.77)
plethysmogram (89.58)

38.3 Resection of vessel with anastomosis ⁴

[0-9]

Angiectomy
Excision of:
aneurysm (arteriovenous) with anastomosis
blood vessel (lesion) with anastomosis

38.4 Resection of vessel with replacement ⁴

[0-9]

Angiectomy
Excision of:
aneurysm (arteriovenous) or blood vessel (lesion) with replacement

Excludes: endovascular repair of aneurysm (39.71 - 39.79)

Requires the use of one of the following fourth-digit subclassifications to identify site:

- 0 unspecified site
- 1 intracranial vessels
 - Cerebral (anterior) (middle)
 - Circle of Willis
 - Posterior communicating artery
- 2 other vessels of head and neck
 - Carotid artery (common) (external) (internal)
 - Jugular vein (external) (internal)

- 3 upper limb vessels
 - Axillary
 - Brachial
 - Radial
 - Ulnar
- 4 aorta, abdominal
Code also any thoracic vessel involvement (thoracoabdominal procedure) [\(38.45\)](#)
- 5 thoracic vessels
 - Aorta (thoracic)
 - Innominate
 - Pulmonary (artery) (vein)
 - Subclavian
 - Vena cava, superior
 Code also any abdominal aorta involvement (thoracoabdominal procedure) [\(38.44\)](#)
- 6 abdominal arteries

Celiac	Mesenteric
Gastric	Renal
Hepatic	Splenic
Iliac	Umbilical

Excludes: abdominal aorta (4)
- 7 abdominal veins
 - Iliac
 - Portal
 - Renal
 - Splenic
 - Vena cava (inferior)
- 8 lower limb arteries
 - Femoral (common) (superficial)
 - Popliteal
 - Tibial
- 9 lower limb veins
 - Femoral
 - Popliteal
 - Saphenous
 - Tibial

38.5 Ligation and stripping of varicose veins 4

[\[0-3,5,7,9\]](#) *Excludes: ligation of varices:*
esophageal [\(42.91\)](#)
gastric [\(44.91\)](#)

38.6 Other excision of vessel 4

[\[0-9\]](#) Excision of blood vessel (lesion) NOS

Excludes: excision of vessel for aortocoronary bypass [\(36.10-36.14\)](#)
excision with:
anastomosis [\(38.30-38.39\)](#)
graft replacement [\(38.40-38.49\)](#)
implant [\(38.40-38.49\)](#)

38.7 Interruption of the vena cava

- Insertion of implant or sieve in vena cava
- Ligation of vena cava (inferior) (superior)
- Plication of vena cava

38.8 Other surgical occlusion of vessels ⁴

- [0-9]** Clamping of blood vessel
 Division of blood vessel
 Ligation of blood vessel
 Occlusion of blood vessel

Excludes: adrenal vessels ([07.43](#))
 esophageal varices ([42.91](#))
 gastric or duodenal vessel for ulcer ([44.40-44.49](#))
 gastric varices ([44.91](#))
 meningeal vessel ([02.13](#))
 percutaneous transcatheter infusion embolization ([99.29](#))
 spermatic vein for varicocele ([63.1](#))
 surgical occlusion of vena cava ([38.7](#))
 that for chemoembolization ([99.25](#))
 that for control of (postoperative) hemorrhage:
 anus ([49.95](#))
 bladder ([57.93](#))
 following vascular procedure ([39.41](#))
 nose ([21.00-21.09](#))
 prostate ([60.94](#))
 tonsil ([28.7](#))
 thyroid vessel ([06.92](#))
 transcatheter (infusion) ([99.29](#))

38.9 Puncture of vessel

Excludes: that for circulatory monitoring ([89.60-89.69](#))

[38.91] Arterial catheterization

[38.92] Umbilical vein catheterization

[38.93] Venous catheterization, not elsewhere classified

Excludes: that for cardiac catheterization ([37.21-37.23](#))
 that for renal dialysis ([38.95](#))

[38.94] Venous cutdown

38.95 Venous catheterization for renal dialysis

Excludes: insertion of totally implantable vascular access device [VAD] ([86.07](#))

38.98 Other puncture of artery

Excludes: that for:
 arteriography ([88.40-88.49](#))
 coronary arteriography ([88.55-88.57](#))

38.99 Other puncture of vein

Phlebotomy

Excludes: that for:

angiography ([88.60-88.69](#))

extracorporeal circulation ([39.61](#), [50.92](#))

injection or infusion of:

sclerosing solution ([39.92](#))

therapeutic or prophylactic substance ([99.11-99.29](#))

perfusion ([39.96-39.97](#))

phlebography ([88.60-88.69](#))

transfusion ([99.01-99.09](#))

39 Other operations on vessels

Excludes: those on coronary vessels ([36.00-36.99](#))

39.0 Systemic to pulmonary artery shunt

Descending aorta-pulmonary artery anastomosis (graft)

Left to right anastomosis (graft)

Subclavian-pulmonary anastomosis (graft)

Code also cardiopulmonary bypass [extracorporeal circulation] [heart-lung machine] ([39.61](#))

39.1 Intra-abdominal venous shunt

Anastomosis:

mesocaval

portacaval

portal vein to inferior vena cava

splenic and renal veins

transjugular intrahepatic portosystemic shunt (TIPS)

Excludes: peritoneovenous shunt ([54.94](#))

39.2 Other shunt or vascular bypass

Code also pressurized treatment of venous bypass graft [conduit] with pharmaceutical substance, if performed ([00.16](#))

39.21 Caval-pulmonary artery anastomosis

Code also cardiopulmonary bypass ([39.61](#))

39.22 Aorta-subclavian-carotid bypass

Bypass (arterial):

aorta to carotid and brachial

aorta to subclavian and carotid

carotid to subclavian

39.23 Other intrathoracic vascular shunt or bypass

Intrathoracic (arterial) bypass graft NOS

Excludes: coronary artery bypass ([36.10-36.19](#))

39.24 Aorta-renal bypass

39.25 Aorta-iliac-femoral bypass

Bypass:
 aortofemoral
 aortoiliac
 aortoiliac to popliteal
 aortopopliteal
 iliofemoral [iliac-femoral]

39.26 Other intra-abdominal vascular shunt or bypass

Bypass:
 aortoceliac
 aortic-superior mesenteric
 common hepatic-common iliac-renal
 Intra-abdominal arterial bypass graft NOS

Excludes: peritoneovenous shunt (54.94)

39.27 Arteriovenostomy for renal dialysis

Anastomosis for renal dialysis
 Formation of (peripheral) arteriovenous
 fistula for renal [kidney] dialysis
 Code also any renal dialysis (39.95)

39.28 Extracranial-intracranial (EC-IC) vascular bypass

39.29 Other (peripheral) vascular shunt or bypass

Bypass (graft):
 axillary-brachial
 axillary-femoral [axillofemoral] (superficial)
 brachial
 femoral-femoral
 femoroperoneal
 femoropopliteal (arteries)
 femorotibial (anterior) (posterior)
 popliteal
 vascular NOS

Excludes: peritoneovenous shunt (54.94)

39.3 Suture of vessel

Repair of laceration of blood vessel

*Excludes: any other vascular puncture closure device - omit code
 suture of aneurysm (39.52)*

that for control of hemorrhage (postoperative):

*anus (49.95)
 bladder (57.93)
 following vascular procedure (39.41)
 nose (21.00-21.09)
 prostate (60.94)
 tonsil (28.7)*

39.30 Suture of unspecified blood vessel

39.31 Suture of artery

39.32 Suture of vein

39.4 Revision of vascular procedure

39.41 Control of hemorrhage following vascular surgery

Excludes: that for control of hemorrhage (post operative):
 anus ([49.95](#))
 bladder ([57.93](#))
 nose ([21.00-21.09](#))
 prostate ([60.94](#))
 tonsil ([28.7](#))

39.42 Revision of arteriovenous shunt for renal dialysis

Conversion of renal dialysis:
 end-to-end anastomosis to end-to-side
 end-to-side anastomosis to end-to-end
 vessel-to-vessel cannula to arteriovenous shunt
 Removal of old arteriovenous shunt and creation of new shunt

Excludes: replacement of vessel-to-vessel cannula ([39.94](#))

39.43 Removal of arteriovenous shunt for renal dialysis

Excludes: that with replacement [revision] of shunt ([39.42](#))

39.49 Other revision of vascular procedure

Declotting (graft)
 Revision of:
 anastomosis of blood vessel
 vascular procedure (previous)

39.5 Other repair of vessels

39.50 Angioplasty or atherectomy of other non-coronary vessel(s) [®]

Percutaneous transluminal angioplasty (PTA) of non-coronary vessels:
 Lower extremity vessels
 Mesenteric artery
 Renal artery
 Upper extremity vessels
 Code also any:
 injection or infusion of thrombolytic agent ([99.10](#))
 Insertion of non-coronary stent(s) or stent grafts(s) ([39.90](#))
 percutaneous insertion of carotid artery stent(s) ([00.63](#))

Excludes: percutaneous angioplasty or atherectomy of precerebral or cerebral vessel(s) ([00.61-00.62](#))

39.51 Clipping of aneurysm

Excludes: clipping of arteriovenous fistula ([39.53](#))

39.52 Other repair of aneurysm [®]

Repair of aneurysm by:
 coagulation
 electrocoagulation
 filipuncture
 methyl methacrylate
 suture
 wiring
 wrapping

*Excludes: endovascular repair of aneurysm (39.71 - 39.79)
re-entry operation (aorta) (39.54)
that with:
graft replacement (38.40-38.49)
resection (38.30-38.49, 38.60-38.69)*

39.53 Repair of arteriovenous fistula [®]

Embolization of carotid cavernous fistula
Repair of arteriovenous fistula by:
clipping
coagulation
ligation and division

*Excludes: repair of :
arteriovenous shunt for renal dialysis (39.42)
head and neck vessels, endovascular approach (39.72)
that with:
graft replacement (38.40-38.49)
resection (38.30-38.49, 38.60-38.69)*

39.54 Re-entry operation (aorta)

Fenestration of dissecting aneurysm of thoracic aorta
Code also cardiopulmonary bypass [extracorporeal circulation]
[heart-lung machine] (39.61)

39.55 Reimplantation of aberrant renal vessel

39.56 Repair of blood vessel with tissue patch graft

Excludes: that with resection (38.40-38.49)

39.57 Repair of blood vessel with synthetic patch graft

Excludes: that with resection (38.40-38.49)

39.58 Repair of blood vessel with unspecified type of patch graft

Excludes: that with resection (38.40-38.49)

39.59 Other repair of vessel

Aorticopulmonary window operation
Arterioplasty NOS
Construction of venous valves (peripheral)
Plication of vein (peripheral)
Reimplantation of artery
Code also cardiopulmonary bypass [extracorporeal circulation]
[heart-lung machine] (39.61)

*Excludes: interruption of the vena cava (38.7)
reimplantation of renal artery (39.55)
that with:
graft (39.56-39.58)
resection (38.30-38.49, 38.60-38.69)*

39.6 Extracorporeal circulation and procedures auxiliary to heart surgery

39.61 Extracorporeal circulation auxiliary to open heart surgery

Artificial heart and lung
 Cardiopulmonary bypass
 Pump oxygenator

Excludes: extracorporeal hepatic assistance (50.92)
 extracorporeal membrane oxygenation [ECMO] (39.65)
 hemodialysis (39.95)
 percutaneous cardiopulmonary bypass (39.66)

39.62 Hypothermia (systemic) incidental to open heart surgery

39.63 Cardioplegia

Arrest:
 anoxic
 circulatory

39.64 Intraoperative cardiac pacemaker

Temporary pacemaker used during and immediately following cardiac surgery

39.65 Extracorporeal membrane oxygenation [ECMO]

Excludes: extracorporeal circulation auxiliary to open heart surgery (39.61)
 percutaneous cardiopulmonary bypass (39.66)

39.66 Percutaneous cardiopulmonary bypass

Closed chest

Excludes: extracorporeal circulation auxiliary to open heart surgery (39.61)
 extracorporeal hepatic assistance (50.92)
 extracorporeal membrane oxygenation [ECMO] (39.65)
 hemodialysis (39.95)

39.7 Endovascular repair of vessel [®]

Endoluminal repair


Excludes: angioplasty or atherectomy of other non-coronary vessel(s) (39.50)
 insertion of non-drug-eluting peripheral vessel stent(s) (39.90)
 other repair of aneurysm (39.52)
 percutaneous insertion of carotid artery stent(s) (00.63)
 percutaneous insertion of intracranial stent(s) (00.65)
 percutaneous insertion of other precerebral artery stent(s) (00.64)
 resection of abdominal aorta with replacement (38.44)
 resection of lower limb arteries with replacement (38.48)
 resection of thoracic aorta with replacement (38.45)
 resection of upper limb vessels with replacement (38.43)

39.71 Endovascular implantation of graft in abdominal aorta [®]

Endovascular repair of abdominal aortic aneurysm with graft
 Stent graft(s)

39.72 Endovascular repair or occlusion of head and neck vessels 

- Coil embolization or occlusion
- Endograft(s)
- Endovascular graft(s)
- Liquid tissue adhesive (glue) embolization or occlusion
- Other implant or substance for repair, embolization or occlusion
- That for repair of aneurysm, arteriovenous malformation[AVM] or fistula

39.79 Other endovascular repair (of aneurysm) of other vessels 

- Coil embolization or occlusion
- Endograft(s)
- Endovascular graft(s)
- Liquid tissue adhesive (glue) embolization or occlusion
- Other implant or substance for repair, embolization or occlusion

Excludes: endovascular repair or occlusion of head and neck vessels (39.72)
insertion of drug-eluting peripheral vessel stent(s) (00.55)
insertion of non-drug-eluting peripheral vessel (s) (for other than aneurysm repair) (39.90)
non-endovascular repair of arteriovenous fistula (39.53)
other surgical occlusion of vessels -see category 38.8
percutaneous transcatheter infusion (99.29)
transcatheter embolization for gastric or duodenal bleeding (44.44)

39.8 Operations on carotid body and other vascular bodies

- Chemodectomy
- Denervation of:
 - aortic body
 - carotid body
- Glomectomy, carotid
- Implantation into carotid body:
 - electronic stimulator
 - pacemaker

Excludes: excision of glomus jugulare (20.51)

39.9 Other operations on vessels

39.90 Insertion of non-drug-eluting peripheral vessel stent(s) [®]

- Bare stent(s)
- Bonded stent(s)
- Drug-coated stent(s), i.e., heparin coated
- Endograft(s)
- Endovascular graft(s)
- Endovascular recanalization techniques
- Stent graft(s)
- Code also any non-coronary angioplasty or atherectomy [\(39.50\)](#)

Excludes: insertion of drug-eluting peripheral vessel stent(s) [\(00.55\)](#)
 percutaneous insertion of carotid artery stent(s) [\(00.63\)](#)
 percutaneous insertion of intracranial stent(s) [\(00.65\)](#)
 percutaneous insertion of other precerebral artery stent(s) [\(00.64\)](#)
 that for aneurysm repair [\(39.71 - 39.79\)](#)

39.91 Freeing of vessel

- Dissection and freeing of adherent tissue:
 - artery-vein-nerve bundle
 - vascular bundle

39.92 Injection of sclerosing agent into vein

Excludes: injection:
 esophageal varices [\(42.33\)](#)
 hemorrhoids [\(49.42\)](#)

39.93 Insertion of vessel-to-vessel cannula

- Formation of:
 - arteriovenous:
 - fistula by external cannula
 - shunt by external cannula
- Code also any renal dialysis [\(39.95\)](#)

39.94 Replacement of vessel-to-vessel cannula

- Revision of vessel-to-vessel cannula

39.95 Hemodialysis

- Artificial kidney
- Hemodiafiltration
- Hemofiltration
- Renal dialysis

Excludes: peritoneal dialysis [\(54.98\)](#)

39.96 Total body perfusion

- Code also substance perfused [\(99.21-99.29\)](#)

39.97 Other perfusion

Perfusion NOS

Perfusion, local [regional] of:

- carotid artery
- coronary artery
- head
- lower limb
- neck
- upper limb

Code also substance perfused ([99.21-99.29](#))

Excludes: perfusion of:

- kidney ([55.95](#))
- large intestine ([46.96](#))
- liver ([50.93](#))
- small intestine ([46.95](#))

39.98 Control of hemorrhage, not otherwise specified

Angiotripsy

Control of postoperative hemorrhage NOS

Venotripsy

Excludes: control of hemorrhage (postoperative):

- anus ([49.95](#))
- bladder ([57.93](#))
- following vascular procedure ([39.41](#))
- nose ([21.00-21.09](#))
- prostate ([60.94](#))
- tonsil ([28.7](#))

that by:

- ligation ([38.80-38.89](#))
- suture ([39.30-39.32](#))

39.99 Other operations on vessels

Excludes: injection or infusion of therapeutic or prophylactic substance ([99.11-99.29](#))
transfusion of blood and blood components
([99.01-99.09](#))

8. OPERATIONS ON THE HEMIC AND LYMPHATIC SYSTEM (40-41)

40 Operations on lymphatic system

40.0 Incision of lymphatic structures

40.1 Diagnostic procedures on lymphatic structures

40.11 Biopsy of lymphatic structure

40.19 Other diagnostic procedures on lymphatic structures

Excludes: lymphangiogram:
 abdominal (88.04)
 cervical (87.08)
 intrathoracic (87.34)
 lower limb (88.36)
 upper limb (88.34)
 microscopic examination of specimen (90.71-90.79)
 radioisotope scan (92.16)
 thermography (88.89)

40.2 Simple excision of lymphatic structure

Excludes: biopsy of lymphatic structure (40.11)

40.21 Excision of deep cervical lymph node

40.22 Excision of internal mammary lymph node

40.23 Excision of axillary lymph node

40.24 Excision of inguinal lymph node

40.29 Simple excision of other lymphatic structure

Excision of:
 cystic hygroma
 lymphangioma
 Simple lymphadenectomy

40.3 Regional lymph node excision

Extended regional lymph node excision
 Regional lymph node excision with excision of lymphatic drainage area including skin, subcutaneous tissue, and fat

40.4 Radical excision of cervical lymph nodes

Resection of cervical lymph nodes down to muscle and deep fascia

Excludes: that associated with radical laryngectomy (30.4)

40.40 Radical neck dissection, not otherwise specified

40.41 Radical neck dissection, unilateral

40.42 Radical neck dissection, bilateral

40.5 Radical excision of other lymph nodes

Excludes: that associated with radical mastectomy (85.45-85.48)

40.50 Radical excision of lymph nodes, not otherwise specified

Radical (lymph) node dissection NOS

- 40.51 Radical excision of axillary lymph nodes
- 40.52 Radical excision of periaortic lymph nodes
- 40.53 Radical excision of iliac lymph nodes
- 40.54 Radical groin dissection
- 40.59 Radical excision of other lymph nodes

Excludes: radical neck dissection ([40.40-40.42](#))

40.6 Operations on thoracic duct

- 40.61 Cannulation of thoracic duct
- 40.62 Fistulization of thoracic duct
- 40.63 Closure of fistula of thoracic duct
- 40.64 Ligation of thoracic duct
- 40.69 Other operations on thoracic duct

40.9 Other operations on lymphatic structures

- Anastomosis of peripheral lymphatics
- Dilation of peripheral lymphatics
- Ligation of peripheral lymphatics
- Obliteration of peripheral lymphatics
- Reconstruction of peripheral lymphatics
- Repair of peripheral lymphatics
- Transplantation of peripheral lymphatics
- Correction of lymphedema of limb, NOS

Excludes: reduction of elephantiasis of scrotum ([61.3](#))

41 Operations on bone marrow and spleen

41.0 Bone marrow or hematopoietic stem cell transplant [®]

Note: To report donor source - see codes [00.91-00.93](#)

Excludes: aspiration of bone marrow from donor ([41.91](#))

41.00 Bone marrow transplant, not otherwise specified

41.01 Autologous bone marrow transplant without purging [®]

Excludes: that with purging ([41.09](#))

41.02 Allogeneic bone marrow transplant with purging

Allograft of bone marrow with in vitro removal (purging) of T-cells

41.03 Allogeneic bone marrow transplant without purging

Allograft of bone marrow NOS

41.04 Autologous hematopoietic stem cell transplant without purging [®]

Excludes: that with purging ([41.07](#))



41.05 Allogeneic hematopoietic stem cell transplant without purging [®]

Excludes: that with purging ([41.08](#))

41.06 Cord blood stem cell transplant

41.07 Autologous hematopoietic stem cell transplant with purging [®]

Cell depletion

- 41.08** **Allogeneic hematopoietic stem cell transplant with purging** 
Cell depletion
- 41.09** **Autologous bone marrow transplant with purging** 
With extracorporeal purging of malignant cells from marrow
Cell depletion
- 41.1** **Puncture of spleen**
Excludes: aspiration biopsy of spleen ([41.32](#))
- 41.2** **Splenotomy**
- 41.3** **Diagnostic procedures on bone marrow and spleen**
 - 41.31** **Biopsy of bone marrow**
 - 41.32** **Closed [aspiration] [percutaneous] biopsy of spleen**
 - 41.33** **Open biopsy of spleen**
 - 41.38** **Other diagnostic procedures on bone marrow**
*Excludes: microscopic examination of specimen from bone marrow ([90.61-90.69](#))
radioisotope scan ([92.05](#))*
 - 41.39** **Other diagnostic procedures on spleen**
*Excludes: microscopic examination of specimen from spleen ([90.61-90.69](#))
radioisotope scan ([92.05](#))*
- 41.4** **Excision or destruction of lesion or tissue of spleen** [®]
Code also any application or administration of an adhesion barrier substance ([99.77](#))
Excludes: excision of accessory spleen ([41.93](#))
 - 41.41** **Marsupialization of splenic cyst**
 - 41.42** **Excision of lesion or tissue of spleen**
Excludes: biopsy of spleen ([41.32-41.33](#))
 - 41.43** **Partial splenectomy**
- 41.5** **Total splenectomy** [®]
Splenectomy NOS
Code also any application or administration of an adhesion barrier substance ([99.77](#))

41.9 Other operations on spleen and bone marrow

Code also any application or administration of an adhesion barrier substance ([99.77](#))

41.91 Aspiration of bone marrow from donor for transplant

Excludes: biopsy of bone marrow ([41.31](#))

41.92 Injection into bone marrow

Excludes: bone marrow transplant ([41.00-41.03](#))

41.93 Excision of accessory spleen

41.94 Transplantation of spleen

41.95 Repair and plastic operations on spleen

41.98 Other operations on bone marrow

41.99 Other operations on spleen



9. OPERATIONS ON THE DIGESTIVE SYSTEM (42-54)

42 Operations on esophagus

42.0 Esophagotomy

42.01 Incision of esophageal web

42.09 Other incision of esophagus
Esophagotomy NOS*Excludes:* esophagomyotomy (42.7)
esophagostomy (42.10-42.19)

42.1 Esophagostomy

42.10 Esophagostomy, not otherwise specified

42.11 Cervical esophagostomy

42.12 Exteriorization of esophageal pouch

42.19 Other external fistulization of esophagus
Thoracic esophagostomy
Code also any resection (42.40-42.42)

42.2 Diagnostic procedures on esophagus

42.21 Operative esophagoscopy by incision

42.22 Esophagoscopy through artificial stoma

Excludes: that with biopsy (42.24)

42.23 Other esophagoscopy

Excludes: that with biopsy (42.24)42.24 Closed [endoscopic] biopsy of esophagus
Brushing or washing for specimen collection
Esophagoscopy with biopsy
Suction biopsy of the esophagus*Excludes:* esophagogastroduodenoscopy [EGD] with closed biopsy
(45.16)

42.25 Open biopsy of esophagus

42.29 Other diagnostic procedures on esophagus

Excludes: barium swallow (87.61)
esophageal manometry (89.32)
microscopic examination of specimen from esophagus
(90.81-90.89)

42.3 Local excision or destruction of lesion or tissue of esophagus

42.31 Local excision of esophageal diverticulum

42.32 Local excision of other lesion or tissue of esophagus

Excludes: biopsy of esophagus (42.24-42.25)
esophageal fistulectomy (42.84)

42.33 Endoscopic excision or destruction of lesion or tissue of esophagus

Ablation of esophageal neoplasm by endoscopic approach
 Control of esophageal bleeding by endoscopic approach
 Esophageal polypectomy by endoscopic approach
 Esophageal varices by endoscopic approach
 Injection of esophageal varices by endoscopic approach

Excludes: biopsy of esophagus ([42.24-42.25](#))
 fistulectomy ([42.84](#))
 open ligation of esophageal varices ([42.91](#))

42.39 Other destruction of lesion or tissue of esophagus

Excludes: that by endoscopic approach ([42.33](#))

42.4 Excision of esophagus

Excludes: esophagogastrectomy NOS ([43.99](#))

42.40 Esophagectomy, not otherwise specified

42.41 Partial esophagectomy

Code also any synchronous:
 anastomosis other than end-to-end ([42.51-42.69](#))
 esophagostomy ([42.10-42.19](#))
 gastrostomy ([43.11-43.19](#))

42.42 Total esophagectomy

Code also any synchronous:
 gastrostomy ([43.11-43.19](#))
 interposition or anastomosis other than end-to-end ([42.51-42.69](#))

Excludes: esophagogastrectomy ([43.99](#))

42.5 Intrathoracic anastomosis of esophagus

Code also any synchronous:
 esophagectomy ([42.40-42.42](#))
 gastrostomy ([43.1](#))

42.51 Intrathoracic esophagoesophagostomy

42.52 Intrathoracic esophagogastrostomy

42.53 Intrathoracic esophageal anastomosis with interposition of small bowel

42.54 Other intrathoracic esophagoenterostomy

Anastomosis of esophagus to intestinal segment NOS

42.55 Intrathoracic esophageal anastomosis with interposition of colon

42.56 Other intrathoracic esophagocolostomy

Esophagocolostomy NOS

42.58 Intrathoracic esophageal anastomosis with other interposition

Construction of artificial esophagus
 Retrosternal formation of reversed gastric tube

42.59 Other intrathoracic anastomosis of esophagus

42.6 Antesternal anastomosis of esophagus

Code also any synchronous:

esophagectomy ([42.40-42.42](#))

gastrostomy ([43.1](#))

42.61 Antesternal esophagoesophagostomy

42.62 Antesternal esophagogastrostomy

42.63 Antesternal esophageal anastomosis with interposition of small bowel

42.64 Other antesternal esophagoenterostomy

Antethoracic:

esophagoenterostomy

esophagoileostomy

esophagojejunostomy

42.65 Antesternal esophageal anastomosis with interposition of colon

42.66 Other antesternal esophagocolostomy

Antethoracic esophagocolostomy

42.68 Other antesternal esophageal anastomosis with interposition

42.69 Other antesternal anastomosis of esophagus

42.7 Esophagomyotomy

42.8 Other repair of esophagus

42.81 Insertion of permanent tube into esophagus

42.82 Suture of laceration of esophagus

42.83 Closure of esophagostomy

42.84 Repair of esophageal fistula, not elsewhere classified

Excludes: repair of fistula:

bronchoesophageal ([33.42](#))

esophagopleurocutaneous ([34.73](#))

pharyngoesophageal ([29.53](#))

tracheoesophageal ([31.73](#))

42.85 Repair of esophageal stricture

42.86 Production of subcutaneous tunnel without esophageal anastomosis

42.87 Other graft of esophagus

Excludes: antesternal esophageal anastomosis with interposition of:

colon ([42.65](#))

small bowel ([42.63](#))

antesternal esophageal anastomosis with other interposition ([42.68](#))

intrathoracic esophageal anastomosis with interposition of:

colon ([42.55](#))

small bowel ([42.53](#))

intrathoracic esophageal anastomosis with other interposition ([42.58](#))

42.89 Other repair of esophagus



42.9 Other operations on esophagus

42.91 Ligation of esophageal varices

Excludes: that by endoscopic approach (42.33)

42.92 Dilation of esophagus

Dilation of cardiac sphincter

Excludes: intubation of esophagus (96.03, 96.06-96.08)

42.99 Other

Excludes: insertion of Sengstaken tube (96.06)

intubation of esophagus (96.03, 96.06-96.08)

removal of intraluminal foreign body from esophagus without incision (98.02)

tamponade of esophagus (96.06)

43 Incision and excision of stomach[®]

Code also any application or administration of an adhesion barrier substance (99.77)

43.0 Gastrostomy

Excludes: gastrostomy (43.11-43.19)

that for control of hemorrhage (44.49)

43.1 Gastrostomy

43.11 Percutaneous [endoscopic] gastrostomy [PEG]

Percutaneous transabdominal gastrostomy

43.19 Other gastrostomy

Excludes: percutaneous [endoscopic] gastrostomy [PEG] (43.11)

43.3 Pyloromyotomy

43.4 Local excision or destruction of lesion or tissue of stomach

43.41 Endoscopic excision or destruction of lesion or tissue of stomach

Gastric polypectomy by endoscopic approach

Gastric varices by endoscopic approach

Excludes: biopsy of stomach (44.14-44.15)

control of hemorrhage (44.43)

open ligation of gastric varices (44.91)

43.42 Local excision of other lesion or tissue of stomach

Excludes: biopsy of stomach (44.14-44.15)

gastric fistulectomy (44.62-44.63)

partial gastrectomy (43.5-43.89)

43.49 Other destruction of lesion or tissue of stomach

Excludes: that by endoscopic approach (43.41)

43.5 Partial gastrectomy with anastomosis to esophagus

Proximal gastrectomy

- 43.6 Partial gastrectomy with anastomosis to duodenum**
 - Billroth I operation
 - Distal gastrectomy
 - Gastropylorrectomy
- 43.7 Partial gastrectomy with anastomosis to jejunum**
 - Billroth II operation
- 43.8 Other partial gastrectomy**
 - 43.81 Partial gastrectomy with jejunal transposition**
 - Henley jejunal transposition operation
 - Code also any synchronous intestinal resection ([45.51](#))
 - 43.89 Other**
 - Partial gastrectomy with bypass gastrogastrostomy
 - Sleeve resection of stomach
- 43.9 Total gastrectomy**
 - 43.91 Total gastrectomy with intestinal interposition**
 - 43.99 Other total gastrectomy**
 - Complete gastroduodenectomy
 - Esophagoduodenostomy with complete gastrectomy
 - Esophagogastrectomy NOS
 - Esophagojejunostomy with complete gastrectomy
 - Radical gastrectomy
- 44 Other operations on stomach[®]**
 - Code also any application or administration of an adhesion barrier substance ([99.77](#))
- 44.0 Vagotomy**
 - 44.00 Vagotomy, not otherwise specified**
 - Division of vagus nerve NOS
 - 44.01 Truncal vagotomy**
 - 44.02 Highly selective vagotomy**
 - Parietal cell vagotomy
 - Selective proximal vagotomy
 - 44.03 Other selective vagotomy**
- 44.1 Diagnostic procedures on stomach**
 - 44.11 Transabdominal gastroscopy**
 - Intraoperative gastroscopy
 - Excludes:* that with biopsy ([44.14](#))
 - 44.12 Gastroscopy through artificial stoma**
 - Excludes:* that with biopsy ([44.14](#))
 - 44.13 Other gastroscopy**
 - Excludes:* that with biopsy ([44.14](#))

- 44.14 Closed [endoscopic] biopsy of stomach**
 Brushing or washing for specimen collection
Excludes: esophagogastroduodenoscopy [EGD] with closed biopsy (45.16)
- 44.15 Open biopsy of stomach**
- 44.19 Other diagnostic procedures on stomach**
*Excludes: gastric lavage (96.33)
 microscopic examination of specimen from stomach (90.81-90.89)
 upper GI series (87.62)*
- 44.2 Pyloroplasty**
- 44.21 Dilation of pylorus by incision**
- 44.22 Endoscopic dilation of pylorus**
 Dilation with balloon endoscope
 Endoscopic dilation of gastrojejunostomy site
- 44.29 Other pyloroplasty**
 Pyloroplasty NOS
 Revision of pylorus
- 44.3 Gastroenterostomy without gastrectomy**
- 44.31 High gastric bypass**
 Printen and Mason gastric bypass
- 44.32 Percutaneous [endoscopic] gastrojejunostomy** ✨
 Endoscopic conversion of gastrostomy to jejunostomy
 PEG
- 44.38 Laparoscopic gastroenterostomy** ✨
 Bypass:
 gastroduodenostomy
 gastroenterostomy
 gastrogastrostomy
 Laparoscopic gastrojejunostomy without gastrectomy NEC
Excludes: gastroenterostomy, open approach (44.39)
- 44.39 Other gastroenterostomy**
 Bypass:
 gastroduodenostomy
 gastroenterostomy
 gastrogastrostomy
 Gastrojejunostomy without gastrectomy NOS
- 44.4 Control of hemorrhage and suture of ulcer of stomach or duodenum**
- 44.40 Suture of peptic ulcer, not otherwise specified**
- 44.41 Suture of gastric ulcer site**
Excludes: ligation of gastric varices (44.91)
- 44.42 Suture of duodenal ulcer site**
- 44.43 Endoscopic control of gastric or duodenal bleeding**

44.44 Transcatheter embolization for gastric or duodenal bleeding

Excludes: surgical occlusion of abdominal vessels ([38.86-38.87](#))

44.49 Other control of hemorrhage of stomach or duodenum

That with gastrotomy

44.5 Revision of gastric anastomosis

Closure of:

- gastric anastomosis
- gastroduodenostomy
- gastrojejunostomy
- Pantaloon operation

44.6 Other repair of stomach

44.61 Suture of laceration of stomach

Excludes: that of ulcer site ([44.41](#))

44.62 Closure of gastrostomy

44.63 Closure of other gastric fistula

Closure of:

- gastrocolic fistula
- gastrojejunocolic fistula

44.64 Gastropexy

44.65 Esophagogastroplasty

Belsey operation

Esophagus and stomach cardioplasty

44.66 Other procedures for creation of esophagogastric sphincteric competence 

Fundoplication

Gastric cardioplasty

Nissen's fundoplication

Restoration of cardio-esophageal angle

Excludes: that by laparoscopy ([44.67](#))

44.67 Laparoscopic procedures for creation of esophagogastric sphincteric competence 

Fundoplication

Gastric cardioplasty

Nissen's fundoplication

Restoration of cardio-esophageal angle

44.68 Laparoscopic gastroplasty 

Banding

Silastic vertical banding

Vertical banded gastroplasty (VBG)

Code also any synchronous laparoscopic gastroenterostomy ([44.38](#))

Excludes: insertion, laparoscopic adjustable gastric band (restrictive procedure) ([44.95](#))

other repair of stomach, open approach ([44.61-44.65, 44.69](#))

44.69 Other

Inversion of gastric diverticulum

Repair of stomach NOS

44.9 Other operations on stomach

- 44.91** **Ligation of gastric varices**
Excludes: that by endoscopic approach (43.41)
- 44.92** **Intraoperative manipulation of stomach**
 Reduction of gastric volvulus
- 44.93** **Insertion of gastric bubble (balloon)**
- 44.94** **Removal of gastric bubble (balloon)**
- 44.95** **Laparoscopic gastric restrictive procedure** ✨
 Adjustable gastric band and port insertion
*Excludes: laparoscopic gastropasty (44.68)
 other repair of stomach (44.69)*
- 44.96** **Laparoscopic revision of gastric restrictive procedure** ✨
 Revision or replacement of:
 adjustable gastric band
 subcutaneous gastric port device
- 44.97** **Laparoscopic removal of gastric restrictive device(s)** ✨
 Removal of either or both:
 adjustable gastric band
 subcutaneous port device
*Excludes: nonoperative removal of gastric restrictive device(s) (97.86)
 open removal of gastric restrictive device(s) (44.99)*
- 44.98** **(Laparoscopic) adjustment of size of adjustable gastric restrictive device** ✨
 Infusion of saline for device tightening
 Withdrawal of saline for device loosening
 Code also any:
 abdominal ultrasound (88.76)
 abdominal wall fluoroscopy (88.09)
 barium swallow (87.61)
- 44.99** **Other**
*Excludes: change of gastrostomy tube (97.02)
 dilation of cardiac sphincter (42.92)
 gastric:
 cooling (96.31)
 freezing (96.32)
 gavage (96.35)
 hypothermia (96.31)
 lavage (96.33)
 insertion of nasogastric tube (96.07)
 irrigation of gastrostomy (96.36)
 irrigation of nasogastric tube (96.34)
 removal of:
 gastrostomy tube (97.51)
 intraluminal foreign body from stomach without incision (98.03)
 replacement of:
 gastrostomy tube (97.02)
 (naso-)gastric tube (97.01)*

45 Incision, excision, and anastomosis of intestine®
Code also any application or administration of an adhesion barrier substance ([99.77](#))

45.0 Enterotomy

Excludes: duodenocholedochotomy ([51.41-51.42](#), [51.51](#))
that for destruction of lesion ([45.30-45.34](#))
that of exteriorized intestine ([46.14](#), [46.24](#), [46.31](#))

45.00 Incision of intestine, not otherwise specified

45.01 Incision of duodenum

45.02 Other incision of small intestine

45.03 Incision of large intestine

Excludes: proctotomy ([48.0](#))

45.1 Diagnostic procedures on small intestine

Code also any laparotomy ([54.11-54.19](#))

45.11 Transabdominal endoscopy of small intestine
Intraoperative endoscopy of small intestine

Excludes: that with biopsy ([45.14](#))

45.12 Endoscopy of small intestine through artificial stoma

Excludes: that with biopsy ([45.14](#))

45.13 Other endoscopy of small intestine
Esophagogastroduodenoscopy [EGD]

Excludes: that with biopsy ([45.14](#), [45.16](#))

45.14 Closed [endoscopic] biopsy of small intestine
Brushing or washing for specimen collection

Excludes: esophagogastroduodenoscopy [EGD] with closed biopsy ([45.16](#))

45.15 Open biopsy of small intestine

45.16 Esophagogastroduodenoscopy [EGD] with closed biopsy
Biopsy of one or more sites involving esophagus, stomach,
and/or duodenum

45.19 Other diagnostic procedures on small intestine

Excludes: microscopic examination of specimen from small
intestine ([90.91-90.99](#))
radioisotope scan ([92.04](#))
ultrasonography ([88.74](#))
x-ray ([87.61-87.69](#))

45.2 Diagnostic procedures on large intestine

Code also any laparotomy ([54.11-54.19](#))

45.21 Transabdominal endoscopy of large intestine
Intraoperative endoscopy of large intestine

Excludes: that with biopsy ([45.25](#))

45.22 Endoscopy of large intestine through artificial stoma

Excludes: that with biopsy ([45.25](#))

- 45.23 Colonoscopy**
Flexible fiberoptic colonoscopy
Excludes: endoscopy of large intestine through artificial stoma (45.22)
flexible sigmoidoscopy (45.24)
rigid proctosigmoidoscopy (48.23)
transabdominal endoscopy of large intestine (45.21)
- 45.24 Flexible sigmoidoscopy**
Endoscopy of descending colon
Excludes: rigid proctosigmoidoscopy (48.23)
- 45.25 Closed [endoscopic] biopsy of large intestine**
Biopsy, closed, of unspecified intestinal site
Brushing or washing for specimen collection
Colonoscopy with biopsy
Excludes: proctosigmoidoscopy with biopsy (48.24)
- 45.26 Open biopsy of large intestine**
- 45.27 Intestinal biopsy, site unspecified**
- 45.28 Other diagnostic procedures on large intestine**
- 45.29 Other diagnostic procedures on intestine, site unspecified**
Excludes: microscopic examination of specimen (90.91-90.99)
scan and radioisotope function study (92.04)
ultrasonography (88.74)
x-ray (87.61-87.69)
- 45.3 Local excision or destruction of lesion or tissue of small intestine**
- 45.30 Endoscopic excision or destruction of lesion of duodenum**
Excludes: biopsy of duodenum (45.14-45.15)
control of hemorrhage (44.43)
fistulectomy (46.72)
- 45.31 Other local excision of lesion of duodenum**
Excludes: biopsy of duodenum (45.14-45.15)
fistulectomy (46.72)
multiple segmental resection (45.61)
that by endoscopic approach (45.30)
- 45.32 Other destruction of lesion of duodenum**
Excludes: that by endoscopic approach (45.30)
- 45.33 Local excision of lesion or tissue of small intestine, except duodenum**
Excision of redundant mucosa of ileostomy
Excludes: biopsy of small intestine (45.14-45.15)
fistulectomy (46.74)
multiple segmental resection (45.61)
- 45.34 Other destruction of lesion of small intestine, except duodenum**

45.4 Local excision or destruction of lesion or tissue of large intestine

45.41 Excision of lesion or tissue of large intestine

Excision of redundant mucosa of colostomy

Excludes: biopsy of large intestine ([45.25-45.27](#))
 endoscopic polypectomy of large intestine ([45.42](#))
 fistulectomy ([46.76](#))
 multiple segmental resection ([45.71](#))
 that by endoscopic approach ([45.42-45.43](#))

45.42 Endoscopic polypectomy of large intestine

Excludes: that by open approach ([45.41](#))

45.43 Endoscopic destruction of other lesion or tissue of large intestine

Endoscopic ablation of tumor of large intestine
 Endoscopic control of colonic bleeding

Excludes: endoscopic polypectomy of large intestine ([45.42](#))

45.49 Other destruction of lesion of large intestine

Excludes: that by endoscopic approach ([45.43](#))

45.5 Isolation of intestinal segment

Code also any synchronous:

anastomosis other than end-to-end ([45.90-45.94](#))
 enterostomy ([46.10-46.39](#))

45.50 Isolation of intestinal segment, not otherwise specified

Isolation of intestinal pedicle flap
 Reversal of intestinal segment

45.51 Isolation of segment of small intestine

Isolation of ileal loop
 Resection of small intestine for interposition

45.52 Isolation of segment of large intestine

Resection of colon for interposition

45.6 Other excision of small intestine

Code also any synchronous:

anastomosis other than end-to-end ([45.90-45.93](#), [45.95](#))
 colostomy ([46.10-46.13](#))
 enterostomy ([46.10-46.39](#))

Excludes: cecectomy ([45.72](#))
 enterocolectomy ([45.79](#))
 gastroduodenectomy ([43.6-43.99](#))
 ileocolectomy ([45.73](#))
 pancreatoduodenectomy ([52.51-52.7](#))

45.61 Multiple segmental resection of small intestine

Segmental resection for multiple traumatic lesions of small intestine

45.62 Other partial resection of small intestine

Duodenectomy
 Ileectomy
 Jejunectomy



Excludes: duodenectomy with synchronous pancreatectomy (52.51-52.7)
resection of cecum and terminal ileum (45.72)

45.63 Total removal of small intestine

45.7 Partial excision of large intestine

Code also any synchronous:

anastomosis other than end-to-end (45.92-45.94)

enterostomy (46.10-46.39)

45.71 Multiple segmental resection of large intestine

Segmental resection for multiple traumatic lesions of large intestine

45.72 Cecectomy

Resection of cecum and terminal ileum

45.73 Right hemicolectomy

Ileocelectomy

Right radical colectomy

45.74 Resection of transverse colon

45.75 Left hemicolectomy

Excludes: proctosigmoidectomy (48.41-48.69)

second stage Mikulicz operation (46.04)

45.76 Sigmoidectomy

45.79 Other partial excision of large intestine

Enterocolectomy NEC

45.8 Total intra-abdominal colectomy

Excision of cecum, colon, and sigmoid

Excludes: coloproctectomy (48.41-48.69)

45.9 Intestinal anastomosis

Code also any synchronous resection (45.31-45.8, 48.41-48.69)

Excludes: end-to-end anastomosis -- omit code

45.90 Intestinal anastomosis, not otherwise specified

45.91 Small-to-small intestinal anastomosis

45.92 Anastomosis of small intestine to rectal stump

Hampton procedure

45.93 Other small-to-large intestinal anastomosis

45.94 Large-to-large intestinal anastomosis

Excludes: rectorectostomy (48.74)

45.95 Anastomosis to anus

Formation of endorectal ileal pouch (H- pouch) (J-pouch)

(S-pouch) with anastomosis of small intestine to anus

46 Other operations on intestine®

Code also any application or administration of an adhesion barrier substance (99.77)

46.0 Exteriorization of intestine

Includes: loop enterostomy

multiple stage resection of intestine

- 46.01** **Exteriorization of small intestine**
Loop ileostomy
- 46.02** **Resection of exteriorized segment of small intestine**
- 46.03** **Exteriorization of large intestine**
Exteriorization of intestine NOS
First stage Mikulicz exteriorization of intestine
Loop colostomy
- 46.04** **Resection of exteriorized segment of large intestine**
Resection of exteriorized segment of intestine NOS
Second stage Mikulicz operation

46.1 Colostomy

Code also any synchronous resection ([45.49](#), [45.71-45.79](#), [45.8](#))

Excludes: loop colostomy ([46.03](#))
that with abdominoperineal resection of rectum ([48.5](#))
that with synchronous anterior rectal resection ([48.62](#))

- 46.10** **Colostomy, not otherwise specified**
- 46.11** **Temporary colostomy**
- 46.13** **Permanent colostomy**
- 46.14** **Delayed opening of colostomy**

46.2 Ileostomy

Code also any synchronous resection ([45.34](#), [45.61-45.63](#))

- Excludes:* loop ileostomy ([46.01](#))
- 46.20** **Ileostomy, not otherwise specified**
 - 46.21** **Temporary ileostomy**
 - 46.22** **Continent ileostomy**
 - 46.23** **Other permanent ileostomy**
 - 46.24** **Delayed opening of ileostomy**

46.3 Other enterostomy

Code also any synchronous resection ([45.61-45.8](#))

- 46.31** **Delayed opening of other enterostomy**
- 46.32** **Percutaneous (endoscopic) jejunostomy [PEJ]**
- 46.39** **Other**
Duodenostomy
Feeding enterostomy

46.4 Revision of intestinal stoma

- 46.40** **Revision of intestinal stoma, not otherwise specified**
Plastic enlargement of intestinal stoma
Reconstruction of stoma of intestine
Release of scar tissue of intestinal stoma
Excludes: excision of redundant mucosa ([45.41](#))
- 46.41** **Revision of stoma of small intestine**
Excludes: excision of redundant mucosa ([45.33](#))

- 46.42** Repair of pericostomy hernia
- 46.43** Other revision of stoma of large intestine

Excludes: excision of redundant mucosa ([45.41](#))

46.5 Closure of intestinal stoma

Code also any synchronous resection ([45.34](#), [45.49](#), [45.61-45.8](#))

- 46.50** Closure of intestinal stoma, not otherwise specified

- 46.51** Closure of stoma of small intestine

- 46.52** Closure of stoma of large intestine

Closure or take-down of:

- cecostomy
- colostomy
- sigmoidostomy

46.6 Fixation of intestine

- 46.60** Fixation of intestine, not otherwise specified

Fixation of intestine to abdominal wall

- 46.61** Fixation of small intestine to abdominal wall

Ileopexy

- 46.62** Other fixation of small intestine

Noble plication of small intestine

Plication of jejunum

- 46.63** Fixation of large intestine to abdominal wall

Cecocoloplicopexy

Sigmoidopexy (Moschowitz)

- 46.64** Other fixation of large intestine

Cecofixation

Colofixation

46.7 Other repair of intestine

Excludes: closure of:

ulcer of duodenum ([44.42](#))

vesicoenteric fistula ([57.83](#))

- 46.71** Suture of laceration of duodenum

- 46.72** Closure of fistula of duodenum

- 46.73** Suture of laceration of small intestine, except duodenum

- 46.74** Closure of fistula of small intestine, except duodenum

Excludes: closure of:

artificial stoma ([46.51](#))

vaginal fistula ([70.74](#))

repair of gastrojejunoocolic fistula ([44.63](#))

- 46.75** Suture of laceration of large intestine

46.76 Closure of fistula of large intestine

Excludes: closure of:

gastrocolic fistula ([44.63](#))

rectal fistula ([48.73](#))

sigmoidovesical fistula ([57.83](#))

stoma ([46.52](#))

vaginal fistula ([70.72-70.73](#))

vesicocolic fistula ([57.83](#))

vesicosigmoidovaginal fistula ([57.83](#))

46.79 Other repair of intestine[®]

Duodenoplasty

46.8 Dilation and manipulation of intestine

46.80 Intra-abdominal manipulation of intestine, not otherwise specified

Correction of intestinal malrotation

Reduction of:

intestinal torsion

intestinal volvulus

intussusception

Excludes: reduction of intussusception with:

fluoroscopy ([96.29](#))

ionizing radiation enema ([96.29](#))

ultrasonography guidance ([96.29](#))

46.81 Intra-abdominal manipulation of small intestine

46.82 Intra-abdominal manipulation of large intestine

46.85 Dilation of intestine

Dilation (balloon) of duodenum

Dilation (balloon) of jejunum

Endoscopic dilation (balloon) of large intestine

That through rectum or colostomy

46.9 Other operations on intestines

46.91 Myotomy of sigmoid colon

46.92 Myotomy of other parts of colon

46.93 Revision of anastomosis of small intestine

46.94 Revision of anastomosis of large intestine

46.95 Local perfusion of small intestine

Code also substance perfused ([99.21-99.29](#))

46.96 Local perfusion of large intestine

Code also substance perfused ([99.21-99.29](#))

46.97 Transplant of intestine[®]

Note: To report donor source - see codes [00.91-00.93](#)

46.99 Other

Ileocectomy

Excludes: diagnostic procedures on intestine ([45.11-45.29](#))

dilation of enterostomy stoma ([96.24](#))

intestinal intubation ([96.08](#))

removal of:

intraluminal foreign body from large intestine without incision ([98.04](#))

intraluminal foreign body from small intestine without incision ([98.03](#))

tube from large intestine ([97.53](#))

tube from small intestine ([97.52](#))

replacement of:

large intestine tube or enterostomy device ([97.04](#))

small intestine tube or enterostomy device ([97.03](#))

47 Operations on appendix [®]

Includes: appendiceal stump

Code also any application or administration of an adhesion barrier substance ([99.77](#))

47.0 Appendectomy

Excludes: incidental appendectomy, so described

laparoscopic ([47.11](#))

other ([47.19](#))

47.01 Laparoscopic appendectomy

47.09 Other appendectomy

47.1 Incidental appendectomy

47.11 Laparoscopic incidental appendectomy

47.19 Other incidental appendectomy

47.2 Drainage of appendiceal abscess

Excludes: that with appendectomy ([47.0](#))

47.9 Other operations on appendix

47.91 Appendicostomy

47.92 Closure of appendiceal fistula

47.99 Other

Anastomosis of appendix

Excludes: diagnostic procedures on appendix ([45.21-45.29](#))

48 Operations on rectum, rectosigmoid and perirectal tissue [®]

Code also any application or administration of an adhesion barrier substance ([99.77](#))

48.0 Proctotomy

Decompression of imperforate anus

Panas' operation [linear proctotomy]

Excludes: incision of perirectal tissue ([48.81](#))

48.1 Proctostomy

48.2 Diagnostic procedures on rectum, rectosigmoid and perirectal tissue

48.21 Transabdominal proctosigmoidoscopy

Intraoperative proctosigmoidoscopy

Excludes: that with biopsy ([48.24](#))

48.22 Proctosigmoidoscopy through artificial stoma

Excludes: that with biopsy ([48.24](#))

48.23 Rigid proctosigmoidoscopy

Excludes: flexible sigmoidoscopy ([45.24](#))

48.24 Closed [endoscopic] biopsy of rectum

Brushing or washing for specimen collection

Proctosigmoidoscopy with biopsy

48.25 Open biopsy of rectum

48.26 Biopsy of perirectal tissue

48.29 Other diagnostic procedures on rectum, rectosigmoid and perirectal tissue

Excludes: digital examination of rectum ([89.34](#))

lower GI series ([87.64](#))

microscopic examination of specimen from rectum
([90.91-90.99](#))

48.3 Local excision or destruction of lesion or tissue of rectum

48.31 Radical electrocoagulation of rectal lesion or tissue

48.32 Other electrocoagulation of rectal lesion or tissue

48.33 Destruction of rectal lesion or tissue by laser

48.34 Destruction of rectal lesion or tissue by cryosurgery

48.35 Local excision of rectal lesion or tissue

Excludes: biopsy of rectum ([48.24-48.25](#))

excision of perirectal tissue ([48.82](#))

hemorrhoidectomy ([49.46](#))

[endoscopic] polypectomy of rectum ([48.36](#))

rectal fistulectomy ([48.73](#))

48.36 [Endoscopic] polypectomy of rectum

48.4 Pull-through resection of rectum

Code also any synchronous anastomosis other than end-to-end

([45.90, 45.92-45.95](#))

48.41 Soave submucosal resection of rectum

Endorectal pull-through operation

48.49 Other pull-through resection of rectum

Abdominoperineal pull-through

Altemeier operation

Swenson proctectomy

Excludes: Duhamel abdominoperineal pull through ([48.65](#))



48.5 Abdominoperineal resection of rectum

Includes: with synchronous colostomy
 Combined abdominoendorectal resection
 Complete proctectomy

Code also any synchronous anastomosis other than end-to-end
[\(45.90, 45.92-45.95\)](#)

Excludes: Duhamel abdominoperineal pull-through [\(48.65\)](#)
 that as part of pelvic exenteration [\(68.8\)](#)

48.6 Other resection of rectum

Code also any synchronous anastomosis other than end-to-end
[\(45.90, 45.92-45.95\)](#)

48.61 Transsacral rectosigmoidectomy

48.62 Anterior resection of rectum with synchronous colostomy

48.63 Other anterior resection of rectum

Excludes: that with synchronous colostomy [\(48.62\)](#)

48.64 Posterior resection of rectum

48.65 Duhamel resection of rectum

Duhamel abdominoperineal pull-through

48.69 Other

Partial proctectomy
 Rectal resection NOS

48.7 Repair of rectum

Excludes: repair of:
 current obstetric laceration [\(75.62\)](#)
 vaginal rectocele [\(70.50, 70.52\)](#)

48.71 Suture of laceration of rectum

48.72 Closure of proctostomy

48.73 Closure of other rectal fistula

Excludes: fistulectomy:
 perirectal [\(48.93\)](#)
 rectourethral [\(58.43\)](#)
 rectovaginal [\(70.73\)](#)
 rectovesical [\(57.83\)](#)
 rectovesicovaginal [\(57.83\)](#)

48.74 Rectorectostomy

Rectal anastomosis NOS

48.75 Abdominal proctopexy

Frickman procedure
 Ripstein repair of rectal prolapse

48.76 Other proctopexy

Delorme repair of prolapsed rectum
 Proctosigmoidopexy
 Puborectalis sling operation

Excludes: manual reduction of rectal prolapse [\(96.26\)](#)

48.79 Other repair of rectum
 Repair of old obstetric laceration of rectum

Excludes: anastomosis to:
 large intestine ([45.94](#))
 small intestine ([45.92-45.93](#))
 repair of:
 current obstetric laceration ([75.62](#))
 vaginal rectocele ([70.50, 70.52](#))

48.8 Incision or excision of perirectal tissue or lesion

Includes: pelvirectal tissue
 rectovaginal septum

48.81 Incision of perirectal tissue
 Incision of rectovaginal septum

48.82 Excision of perirectal tissue
Excludes: perirectal biopsy ([48.26](#))
 perirectofistulectomy ([48.93](#))
 rectal fistulectomy ([48.73](#))

48.9 Other operations on rectum and perirectal tissue

48.91 Incision of rectal stricture

48.92 Anorectal myectomy

48.93 Repair of perirectal fistula
Excludes: that opening into rectum ([48.73](#))

48.99 Other
Excludes: digital examination of rectum ([89.34](#))
 dilation of rectum ([96.22](#))
 insertion of rectal tube ([96.09](#))
 irrigation of rectum ([96.38-96.39](#))
 manual reduction of rectal prolapse ([96.26](#))
 proctoclysis ([96.37](#))
 rectal massage ([99.93](#))
 rectal packing ([96.19](#))
 removal of:
 impacted feces ([96.38](#))
 intraluminal foreign body from rectum without incision
 ([98.05](#))
 rectal packing ([97.59](#))
 transanal enema ([96.39](#))

49 Operations on anus [®]
 Code also any application or administration of an adhesion barrier
 substance ([99.77](#))

49.0 Incision or excision of perianal tissue

49.01 Incision of perianal abscess

49.02 Other incision of perianal tissue
 Undercutting of perianal tissue
Excludes: anal fistulotomy ([49.11](#))

- 49.03** Excision of perianal skin tags
- 49.04** Other excision of perianal tissue
Excludes: anal fistulectomy (49.12)
 biopsy of perianal tissue (49.22)
- 49.1** Incision or excision of anal fistula
Excludes: closure of anal fistula (49.73)
- 49.11** Anal fistulotomy
- 49.12** Anal fistulectomy
- 49.2** Diagnostic procedures on anus and perianal tissue
- 49.21** Anoscopy
- 49.22** Biopsy of perianal tissue
- 49.23** Biopsy of anus
- 49.29** Other diagnostic procedures on anus and perianal tissue
Excludes: microscopic examination of specimen from anus (90.91-90.99)
- 49.3** Local excision or destruction of other lesion or tissue of anus
 Anal cryptotomy
 Cauterization of lesion of anus
Excludes: biopsy of anus (49.23)
 control of (postoperative) hemorrhage of anus (49.95)
 hemorrhoidectomy (49.46)
- 49.31** Endoscopic excision or destruction of lesion or tissue of anus
- 49.39** Other local excision or destruction of lesion or tissue of anus
Excludes: that by endoscopic approach (49.31)
- 49.4** Procedures on hemorrhoids
- 49.41** Reduction of hemorrhoids
- 49.42** Injection of hemorrhoids
- 49.43** Cauterization of hemorrhoids
 Clamp and cautery of hemorrhoids
- 49.44** Destruction of hemorrhoids by cryotherapy
- 49.45** Ligation of hemorrhoids
- 49.46** Excision of hemorrhoids
 Hemorrhoidectomy NOS
- 49.47** Evacuation of thrombosed hemorrhoids
- 49.49** Other procedures on hemorrhoids
 Lord procedure
- 49.5** Division of anal sphincter
- 49.51** Left lateral anal sphincterotomy
- 49.52** Posterior anal sphincterotomy

49.59 Other anal sphincterotomy

Division of sphincter NOS

49.6 Excision of anus

49.7 Repair of anus

Excludes: repair of current obstetric laceration ([75.62](#))


49.71 Suture of laceration of anus

49.72 Anal cerclage

49.73 Closure of anal fistula

Excludes: excision of anal fistula ([49.12](#))

49.74 Gracilis muscle transplant for anal incontinence

49.75 Implantation or revision of artificial anal sphincter 

Removal with subsequent replacement

Replacement during same or subsequent operative episode

49.76 Removal of artificial anal sphincter 

Explantation or removal without replacement

Excludes: revision with implantation during same operative episode ([49.75](#))

49.79 Other repair of anal sphincter

Repair of old obstetric laceration of anus

Excludes: anoplasty with synchronous hemorrhoidectomy ([49.46](#))
repair of current obstetric laceration ([75.62](#))

49.9 Other operations on anus

Excludes: dilation of anus (sphincter) ([96.23](#))

49.91 Incision of anal septum

49.92 Insertion of subcutaneous electrical anal stimulator

49.93 Other incision of anus

Removal of:

foreign body from anus with incision

seton from anus

Excludes: anal fistulotomy ([49.11](#))
removal of intraluminal foreign body without incision ([98.05](#))

49.94 Reduction of anal prolapse

Excludes: manual reduction of rectal prolapse ([96.26](#))

49.95 Control of (postoperative) hemorrhage of anus

49.99 Other

50 Operations on liver [®]

Code also any application or administration of an adhesion barrier substance ([99.77](#))

50.0 Hepatotomy

Incision of abscess of liver

Removal of gallstones from liver

Stromeyer-Little operation

50.1 Diagnostic procedures on liver

50.11 Closed (percutaneous) [needle] biopsy of liver

Diagnostic aspiration of liver

50.12 Open biopsy of liver

Wedge biopsy

50.19 Other diagnostic procedures on liver

Laparoscopic liver biopsy

Excludes: liver scan and radioisotope function study ([92.02](#))
microscopic examination of specimen from liver ([91.01-91.09](#))

50.2 Local excision or destruction of liver tissue or lesion

50.21 Marsupialization of lesion of liver

50.22 Partial hepatectomy

Wedge resection of liver

Excludes: biopsy of liver ([50.11-50.12](#))
hepatic lobectomy ([50.3](#))

50.29 Other destruction of lesion of liver

Cauterization of hepatic lesion

Enucleation of hepatic lesion

Evacuation of hepatic lesion

Excludes: percutaneous aspiration of lesion ([50.91](#))

50.3 Lobectomy of liver

Total hepatic lobectomy with partial excision of other lobe

50.4 Total hepatectomy

50.5 Liver transplant [®]

Note: To report donor source - see codes [00.91-00.93](#)

50.51 Auxiliary liver transplant

Auxiliary hepatic transplantation leaving patient's own liver in situ

50.59 Other transplant of liver

50.6 Repair of liver

50.61 Closure of laceration of liver

50.69 Other repair of liver

Hepatopexy

50.9 Other operations on liver

Excludes: lysis of adhesions ([54.5](#))

50.91 Percutaneous aspiration of liver

Excludes: percutaneous biopsy ([50.11](#))

50.92 Extracorporeal hepatic assistance

Liver dialysis

50.93 Localized perfusion of liver

50.94 Other injection of therapeutic substance into liver

50.99 Other

51 Operations on gallbladder and biliary tract [®]

Includes: operations on:

- ampulla of Vater
- common bile duct
- cystic duct
- hepatic duct
- intrahepatic bile duct
- sphincter of Oddi

Code also any application or administration of an adhesion barrier substance ([99.77](#))

51.0 Cholecystotomy and cholecystostomy

51.01 Percutaneous aspiration of gallbladder [®]

Percutaneous cholecystostomy for drainage
That by: needle or catheter

Excludes: needle biopsy ([51.12](#))

51.02 Trocar cholecystostomy

51.03 Other cholecystostomy

51.04 Other cholecystostomy

Cholelithotomy NOS

51.1 Diagnostic procedures on biliary tract

Excludes: that for endoscopic procedures classifiable to [51.64](#), [51.84-51.88](#), [52.14](#), [52.21](#), [52.93-52.94](#), [52.97-52.98](#)

51.10 Endoscopic retrograde cholangiopancreatography [ERCP]

Excludes: endoscopic retrograde:
cholangiography [ERC] ([51.11](#))
pancreatography [ERP] ([52.13](#))

51.11 Endoscopic retrograde cholangiography [ERC] [®]

Laparoscopic exploration of common bile duct

Excludes: endoscopic retrograde:
cholangiopancreatography [ERCP] ([51.10](#))
pancreatography [ERP] ([52.13](#))

51.12 Percutaneous biopsy of gallbladder or bile ducts

Needle biopsy of gallbladder

51.13 Open biopsy of gallbladder or bile ducts

51.14 Other closed [endoscopic] biopsy of biliary duct or sphincter of Oddi

Brushing or washing for specimen collection
Closed biopsy of biliary duct or sphincter of Oddi by procedures classifiable to [51.10-51.11](#), [52.13](#)

51.15 Pressure measurement of sphincter of Oddi

Pressure measurement of sphincter by procedures classifiable to [51.10-51.11](#), [52.13](#)

51.19 Other diagnostic procedures on biliary tract

Excludes: biliary tract x-ray ([87.51-87.59](#))
microscopic examination of specimen from biliary tract ([91.01-91.09](#))



51.2 Cholecystectomy

51.21 Other partial cholecystectomy

Revision of prior cholecystectomy

Excludes: that by laparoscope (51.24)

51.22 Cholecystectomy

Excludes: laparoscopic cholecystectomy (51.23)

51.23 Laparoscopic cholecystectomy

That by laser

51.24 Laparoscopic partial cholecystectomy

51.3 Anastomosis of gallbladder or bile duct

Excludes: resection with end-to-end anastomosis (51.61-51.69)

51.31 Anastomosis of gallbladder to hepatic ducts

51.32 Anastomosis of gallbladder to intestine

51.33 Anastomosis of gallbladder to pancreas

51.34 Anastomosis of gallbladder to stomach

51.35 Other gallbladder anastomosis

Gallbladder anastomosis NOS

51.36 Choledochoenterostomy

51.37 Anastomosis of hepatic duct to gastrointestinal tract[®]

Kasai portoenterostomy

51.39 Other bile duct anastomosis

Anastomosis of bile duct NOS

Anastomosis of unspecified bile duct to:

intestine

liver

pancreas

stomach

51.4 Incision of bile duct for relief of obstruction

51.41 Common duct exploration for removal of calculus

Excludes: percutaneous extraction (51.96)

51.42 Common duct exploration for relief of other obstruction

51.43 Insertion of choledochohepatic tube for decompression

Hepatocholedochoostomy

51.49 Incision of other bile ducts for relief of obstruction

51.5 Other incision of bile duct

Excludes: that for relief of obstruction (51.41-51.49)

51.51 Exploration of common duct

Incision of common bile duct

51.59 Incision of other bile duct

51.6 Local excision or destruction of lesion or tissue of biliary ducts and sphincter of Oddi

Code also anastomosis other than end-to-end ([51.31,51.36-51.39](#))

Excludes: biopsy of bile duct ([51.12-51.13](#))

51.61 Excision of cystic duct remnant

51.62 Excision of ampulla of Vater (with reimplantation of common duct)

51.63 Other excision of common duct

Choledochectomy

Excludes: fistulectomy ([51.72](#))

51.64 Endoscopic excision or destruction of lesion of biliary ducts or sphincter of Oddi

Excision or destruction of lesion of biliary duct by procedures classifiable to [51.10-51.11](#), [52.13](#)

51.69 Excision of other bile duct

Excision of lesion of bile duct NOS

Excludes: fistulectomy ([51.79](#))

51.7 Repair of bile ducts

51.71 Simple suture of common bile duct

51.72 Choledochoplasty

Repair of fistula of common bile duct

51.79 Repair of other bile ducts

Closure of artificial opening of bile duct NOS

Suture of bile duct NOS

Excludes: operative removal of prosthetic device ([51.95](#))

51.8 Other operations on biliary ducts and sphincter of Oddi

51.81 Dilation of sphincter of Oddi

Dilation of ampulla of Vater

Excludes: that by endoscopic approach ([51.84](#))

51.82 Pancreatic sphincterotomy

Incision of pancreatic sphincter

Transduodenal ampullary sphincterotomy

Excludes: that by endoscopic approach ([51.85](#))

51.83 Pancreatic sphincteroplasty

51.84 Endoscopic dilation of ampulla and biliary duct

Dilation of ampulla and biliary duct by procedures classifiable to

[51.10-51.11](#), [52.13](#)

51.85 Endoscopic sphincterotomy and papillotomy

Sphincterotomy and papillotomy by procedures classifiable to

[51.10-51.11](#), [52.13](#)

51.86 Endoscopic insertion of nasobiliary drainage tube

Insertion of nasobiliary tube by procedures classifiable to

[51.10-51.11](#), [52.13](#)



51.87 Endoscopic insertion of stent (tube) into bile duct
 Endoprosthesis of bile duct
 Insertion of stent into bile duct by procedures classifiable to
[51.10-51.11](#), [52.13](#)

*Excludes: nasobiliary drainage tub ([51.86](#))
 replacement of stent (tube) ([97.05](#))*

51.88 Endoscopic removal of stone(s) from biliary tract
 Laparoscopic removal of stone(s) from biliary tract
 Removal of biliary tract stone(s) by procedures classifiable to
[51.10-51.11](#), [52.13](#)

Excludes: percutaneous extraction of common duct stones ([51.96](#))

51.89 Other operations on sphincter of Oddi

51.9 Other operations on biliary tract

51.91 Repair of laceration of gallbladder

51.92 Closure of cholecystostomy

51.93 Closure of other biliary fistula
 Cholecystogastroenteric fistulectomy

51.94 Revision of anastomosis of biliary tract

51.95 Removal of prosthetic device from bile duct

Excludes: nonoperative removal ([97.55](#))

51.96 Percutaneous extraction of common duct stones

51.98 Other percutaneous procedures on biliary tract
 Percutaneous biliary endoscopy via existing T-tube or other tract for:
 dilation of biliary duct stricture
 removal of stone(s) except common duct stone
 exploration (postoperative)
 Percutaneous transhepatic biliary drainage

*Excludes: percutaneous aspiration of gallbladder ([51.01](#))
 percutaneous biopsy and/or collection of specimen by
 brushing or washing ([51.12](#))
 percutaneous removal of common duct stone(s) ([51.96](#))*

51.99 Other
 Insertion or replacement of biliary tract prosthesis

*Excludes: biopsy of gallbladder ([51.12-51.13](#))
 irrigation of cholecystostomy and other biliary tube ([96.41](#))
 lysis of peritoneal adhesions ([54.5](#))
 nonoperative removal of:
 cholecystostomy tube ([97.54](#))
 tube from biliary tract or liver ([97.55](#))*

52 Operations on pancreas [®]

Includes: operations on pancreatic duct
 Code also any application or administration of an adhesion barrier
 substance ([99.77](#))

52.0 Pancreatotomy

52.01 Drainage of pancreatic cyst by catheter

52.09 Other pancreatotomy

Pancreatolithotomy

*Excludes: drainage by anastomosis (52.4, 52.96)
incision of pancreatic sphincter (51.82)
marsupialization of cyst (52.3)*

52.1 Diagnostic procedures on pancreas

52.11 Closed [aspiration] [needle] [percutaneous] biopsy of pancreas

52.12 Open biopsy of pancreas

52.13 Endoscopic retrograde pancreatography [ERP]

*Excludes: endoscopic retrograde:
cholangiography [ERC] (51.11)
cholangiopancreatography [ERCP] (51.10)
that for procedures classifiable to 51.14-51.15, 51.64,
51.84-51.88, 52.14, 52.21, 52.92-52.94, 52.97-52.98*

52.14 Closed [endoscopic] biopsy of pancreatic duct

Closed biopsy of pancreatic duct by procedures classifiable to
[51.10-51.11](#), [52.13](#)

52.19 Other diagnostic procedures on pancreas

*Excludes: contrast pancreatogram (87.66)
endoscopic retrograde pancreatography [ERP] (52.13)
microscopic examination of specimen from pancreas
(91.01-91.09)*

52.2 Local excision or destruction of pancreas and pancreatic duct

*Excludes: biopsy of pancreas (52.11-52.12, 52.14)
pancreatic fistulectomy (52.95)*

52.21 Endoscopic excision or destruction of lesion or tissue of pancreatic duct

Excision or destruction of lesion or tissue of pancreatic duct by
procedures classifiable to [51.10-51.11](#), [52.13](#)

52.22 Other excision or destruction of lesion or tissue of pancreas or pancreatic duct

52.3 Marsupialization of pancreatic cyst

Excludes: drainage of cyst by catheter (52.01)

52.4 Internal drainage of pancreatic cyst

Pancreaticocystoduodenostomy
Pancreaticocystogastrostomy
Pancreaticocystojejunostomy

52.5 Partial pancreatectomy

Excludes: pancreatic fistulectomy (52.95)

52.51 Proximal pancreatectomy

Excision of head of pancreas (with part of body)
Proximal pancreatectomy with synchronous duodenectomy

- 52.52 Distal pancreatectomy**
Excision of tail of pancreas (with part of body)
- 52.53 Radical subtotal pancreatectomy**
- 52.59 Other partial pancreatectomy**
- 52.6 Total pancreatectomy**
Pancreatectomy with synchronous duodenectomy
- 52.7 Radical pancreaticoduodenectomy**
One-stage pancreaticoduodenal resection with choledochojejunal anastomosis, pancreaticojejunal anastomosis, and gastrojejunostomy
Two-stage pancreaticoduodenal resection (first stage) (second stage)
Radical resection of the pancreas
Whipple procedure
Excludes: radical subtotal pancreatectomy (52.53)
- 52.8 Transplant of pancreas** [®]
Note: To report donor source - see codes [00.91-00.93](#)
- 52.80 Pancreatic transplant, not otherwise specified**
- 52.81 Reimplantation of pancreatic tissue**
- 52.82 Homotransplant of pancreas**
- 52.83 Heterotransplant of pancreas**
- 52.84 Autotransplantation of cells of Islets of Langerhans**
Homotransplantation of islet cells of pancreas
- 52.85 Allotransplantation of cells of Islets of Langerhans**
Heterotransplantation of islet cells of pancreas
- 52.86 Transplantation of cells of Islets of Langerhans, not otherwise specified**
- 52.9 Other operations on pancreas**
- 52.92 Cannulation of pancreatic duct**
Excludes: that by endoscopic approach (52.93)
- 52.93 Endoscopic insertion of stent (tube) into pancreatic duct**
Insertion of cannula or stent into pancreatic duct by procedures classifiable to [51.10-51.11](#), [52.13](#)
Excludes: endoscopic insertion of nasopancreatic drainage tube (52.97) replacement of stent (tube) (97.05)
- 52.94 Endoscopic removal of stone(s) from pancreatic duct**
Removal of stone(s) from pancreatic duct by procedures classifiable to [51.10-51.11](#), [52.13](#)
- 52.95 Other repair of pancreas**
Fistulectomy of pancreas
Simple suture of pancreas

52.96 Anastomosis of pancreas

Anastomosis of pancreas (duct) to:
 intestine
 jejunum
 stomach

Excludes: anastomosis to:
 bile duct ([51.39](#))
 gallbladder ([51.33](#))

52.97 Endoscopic insertion of nasopancreatic drainage tube

Insertion of nasopancreatic drainage tube by procedures classifiable to [51.10-51.11](#), [52.13](#)

Excludes: drainage of pancreatic cyst by catheter ([52.01](#))
 replacement of stent (tube) ([97.05](#))

52.98 Endoscopic dilation of pancreatic duct

Dilation of Wirsung's duct by procedures classifiable to [51.10-51.11](#), [52.13](#)

52.99 Other

Dilation of pancreatic [Wirsung's] duct by open approach
 Repair of pancreatic [Wirsung's] duct by open approach

Excludes: irrigation of pancreatic tube ([96.42](#))
 removal of pancreatic tub ([97.56](#))

53 Repair of hernia [®]

Includes: hernioplasty
 herniorrhaphy

Code also any application or administration of an adhesion barrier substance ([99.77](#))

Excludes: manual reduction of hernia ([96.27](#))

53.0 Unilateral repair of inguinal hernia

53.00 Unilateral repair of inguinal hernia, not otherwise specified

Inguinal herniorrhaphy NOS

53.01 Repair of direct inguinal hernia

53.02 Repair of indirect inguinal hernia

53.03 Repair of direct inguinal hernia with graft or prosthesis

53.04 Repair of indirect inguinal hernia with graft or prosthesis

53.05 Repair of inguinal hernia with graft or prosthesis, not otherwise specified

53.1 Bilateral repair of inguinal hernia

53.10 Bilateral repair of inguinal hernia, not otherwise specified

53.11 Bilateral repair of direct inguinal hernia

53.12 Bilateral repair of indirect inguinal hernia

53.13 Bilateral repair of inguinal hernia, one direct and one indirect

- 53.14** Bilateral repair of direct inguinal hernia with graft or prosthesis
- 53.15** Bilateral repair of indirect inguinal hernia with graft or prosthesis
- 53.16** Bilateral repair of inguinal hernia, one direct and one indirect, with graft or prosthesis
- 53.17** Bilateral inguinal hernia repair with graft or prosthesis, not otherwise specified
- 53.2** Unilateral repair of femoral hernia
 - 53.21** Unilateral repair of femoral hernia with graft or prosthesis
 - 53.29** Other unilateral femoral herniorrhaphy
- 53.3** Bilateral repair of femoral hernia
 - 53.31** Bilateral repair of femoral hernia with graft or prosthesis
 - 53.39** Other bilateral femoral herniorrhaphy
- 53.4** Repair of umbilical hernia
 - Excludes: repair of gastroschisis (54.71)*
 - 53.41** Repair of umbilical hernia with prosthesis
 - 53.49** Other umbilical herniorrhaphy
- 53.5** Repair of other hernia of anterior abdominal wall (without graft or prosthesis)
 - 53.51** Incisional hernia repair
 - 53.59** Repair of other hernia of anterior abdominal wall
 - Repair of hernia:
 - epigastric
 - hypogastric
 - spigelian
 - ventral
- 53.6** Repair of other hernia of anterior abdominal wall with graft or prosthesis
 - 53.61** Incisional hernia repair with prosthesis
 - 53.69** Repair of other hernia of anterior abdominal wall with prosthesis
- 53.7** Repair of diaphragmatic hernia, abdominal approach
- 53.8** Repair of diaphragmatic hernia, thoracic approach
 - 53.80** Repair of diaphragmatic hernia with thoracic approach, not otherwise specified
 - Thoracoabdominal repair of diaphragmatic hernia
 - 53.81** Plication of the diaphragm
 - 53.82** Repair of parasternal hernia

53.9 Other hernia repair

Repair of hernia:
 ischiatic
 ischiorectal
 lumbar
 obturator
 omental
 retroperitoneal
 sciatic

Excludes: relief of strangulated hernia with exteriorization of intestine
[\(46.01, 46.03\)](#)

repair of pericostostomy hernia [\(46.42\)](#)

repair of vaginal enterocele [\(70.92\)](#)

54 Other operations on abdominal region [®]

Includes: operations on:
 epigastric region
 flank
 groin region
 hypochondrium
 inguinal region
 loin region
 male pelvic cavity
 mesentery
 omentum
 peritoneum
 retroperitoneal tissue space

Code also any application or administration of an adhesion barrier
 substance [\(99.77\)](#)

Excludes: female pelvic cavity [\(69.01-70.92\)](#)

hernia repair [\(53.00-53.9\)](#)

obliteration of cul-de-sac [\(70.92\)](#)

retroperitoneal tissue dissection [\(59.00-59.09\)](#)

skin and subcutaneous tissue of abdominal wall [\(86.01-86.99\)](#)

54.0 Incision of abdominal wall

Drainage of:
 abdominal wall
 extraperitoneal abscess
 retroperitoneal abscess

Excludes: incision of peritoneum [\(54.95\)](#)

laparotomy [\(54.11-54.19\)](#)

54.1 Laparotomy

54.11 Exploratory laparotomy

Excludes: exploration incidental to intra abdominal surgery -- omit code

54.12 Reopening of recent laparotomy site

Reopening of recent laparotomy site for:
 control of hemorrhage
 exploration
 incision of hematoma



54.19 Other laparotomy [®]

Drainage of intraperitoneal abscess or hematoma

Excludes: [culdocentesis \(70.0\)](#)
[drainage of appendiceal abscess \(47.2\)](#)
[exploration incidental to intra abdominal surgery -- omit code](#)
[Ladd operation \(54.95\)](#)
[percutaneous drainage of abdomen \(54.91\)](#)
[removal of foreign body \(54.92\)](#)

54.2 Diagnostic procedures of abdominal region

54.21 Laparoscopy

Peritoneoscopy

Excludes: [laparoscopic cholecystectomy \(51.23\)](#)
[that incidental to destruction of fallopian tubes \(66.21-66.29\)](#)

54.22 Biopsy of abdominal wall or umbilicus

54.23 Biopsy of peritoneum

Biopsy of:
 mesentery
 omentum
 peritoneal implant

Excludes: [closed biopsy of:
 omentum \(54.24\)
 peritoneum \(54.24\)](#)

54.24 Closed [percutaneous] [needle] biopsy of intra-abdominal mass

Closed biopsy of:
 omentum
 peritoneal implant
 peritoneum

Excludes: [that of:
 fallopian tube \(66.11\)
 ovary \(65.11\)
 uterine ligaments \(68.15\)
 uterus \(68.16\)](#)

54.25 Peritoneal lavage

Diagnostic peritoneal lavage

Excludes: [peritoneal dialysis \(54.98\)](#)

54.29 Other diagnostic procedures on abdominal region

Excludes: abdominal lymphangiogram (88.04)
 abdominal x-ray NEC (88.19)
 angiocardiology of venae cava (88.51)
 C.A.T. scan of abdomen (88.01)
 contrast x-ray of abdominal cavity (88.11-88.15)
 intra-abdominal arteriography NEC (88.47)
 microscopic examination of peritoneal and retroperitoneal specimen (91.11-91.19)
 phlebography of:
 intra-abdominal vessels NEC (88.65)
 portal venous system (88.64)
 sinogram of abdominal wall (88.03)
 soft tissue x-ray of abdominal wall NEC (88.09)
 tomography of abdomen NE (88.02)
 ultrasonography of abdomen and retroperitoneum (88.76)

54.3 Excision or destruction of lesion or tissue of abdominal wall or umbilicus

Debridement of abdominal wall
 Omphalectomy

Excludes: biopsy of abdominal wall or umbilicus (54.22)
 size reduction operation (86.83)
 that of skin of abdominal wall (86.22, 86.26, 86.3)

54.4 Excision or destruction of peritoneal tissue

Excision of:
 appendices epiploicae
 falciform ligament
 gastrocolic ligament
 lesion of:
 mesentery
 omentum
 peritoneum
 presacral lesion NOS
 retroperitoneal lesion NOS

Excludes: biopsy of peritoneum (54.23)
 endometrectomy of cul-de-sac (70.32)

54.5 Lysis of peritoneal adhesions [®]

Freeing of adhesions of:
 biliary tract
 intestines
 liver
 pelvic peritoneum
 peritoneum
 spleen
 uterus

Excludes: lysis of adhesions of:
 bladder (59.11)
 fallopian tube and ovary
 laparoscopic (65.81)
 other (65.89)
 kidney (59.02)
 ureter (59.02)

54.51 Laparoscopic lysis of peritoneal adhesions

54.59 Other lysis of peritoneal adhesions

54.6 Suture of abdominal wall and peritoneum

54.61 Reclosure of postoperative disruption of abdominal wall

54.62 Delayed closure of granulating abdominal wound

Tertiary subcutaneous wound closure

54.63 Other suture of abdominal wall

Suture of laceration of abdominal wall

Excludes: closure of operative wound -- omit code

54.64 Suture of peritoneum

Secondary suture of peritoneum

Excludes: closure of operative wound -- omit code

54.7 Other repair of abdominal wall and peritoneum

54.71 Repair of gastroschisis

54.72 Other repair of abdominal wall

54.73 Other repair of peritoneum

Suture of gastrocolic ligament

54.74 Other repair of omentum

Epiplorrhaphy

Graft of omentum

Omentopexy

Reduction of torsion of omentum

Excludes: cardio-omentopexy (36.39)

54.75 Other repair of mesentery

Mesenteric plication

Mesenteropexy

54.9 Other operations of abdominal region

Excludes: removal of ectopic pregnancy (74.3)

54.91 Percutaneous abdominal drainage

Paracentesis

Excludes: creation of cutaneoperitoneal fistula (54.93)

54.92 Removal of foreign body from peritoneal cavity

54.93 Creation of cutaneoperitoneal fistula

54.94 Creation of peritoneovascular shunt

Peritoneovenous shunt

54.95 Incision of peritoneum

Exploration of ventriculoperitoneal shunt at peritoneal site

Ladd operation

Revision of distal catheter of ventricular shunt

Revision of ventriculoperitoneal shunt at peritoneal site

Excludes: that incidental to laparotomy (54.11-54.19)

54.96 Injection of air into peritoneal cavity

Pneumoperitoneum

Excludes: that for:

collapse of lung (33.33)

radiography (88.12-88.13, 88.15)

54.97 Injection of locally-acting therapeutic substance into peritoneal cavity

Excludes: peritoneal dialysis (54.98)

54.98 Peritoneal dialysis

Excludes: peritoneal lavage (diagnostic) (54.25)

54.99 Other

Excludes: removal of:

abdominal wall suture (97.83)

peritoneal drainage device (97.82)

retroperitoneal drainage device (97.81)

10. OPERATIONS ON THE URINARY SYSTEM (55-59)

55 Operations on kidney [®]

Includes: operations on renal pelvis
Code also any application or administration of an adhesion barrier substance ([99.77](#))

Excludes: perirenal tissue ([59.00-59.09](#), [59.21-59.29](#), [59.91-59.92](#))

55.0 Nephrotomy and nephrostomy

Excludes: drainage by:
anastomosis ([55.86](#))
aspiration ([55.92](#))
incision of kidney pelvis ([55.11-55.12](#))

55.01 Nephrotomy

Evacuation of renal cyst
Exploration of kidney
Nephrolithotomy

55.02 Nephrostomy

55.03 Percutaneous nephrostomy without fragmentation

Nephrostolithotomy, percutaneous (nephroscopic)
Percutaneous removal of kidney stone(s) by:
basket extraction
forceps extraction (nephroscopic)
Pyelostolithotomy, percutaneous (nephroscopic)
With placement of catheter down ureter

Excludes: percutaneous removal by fragmentation ([55.04](#))
repeat nephroscopic removal during current episode ([55.92](#))

55.04 Percutaneous nephrostomy with fragmentation

Percutaneous nephrostomy with disruption of kidney stone by ultrasonic energy and extraction (suction) through endoscope
With placement of catheter down ureter
With fluoroscopic guidance

Excludes: repeat fragmentation during current episode ([59.95](#))

55.1 Pyelotomy and pyelostomy

Excludes: drainage by anastomosis ([55.86](#))
percutaneous pyelostolithotomy ([55.03](#))
removal of calculus without incision ([56.0](#))

55.11 Pyelotomy

Exploration of renal pelvis
Pyelolithotomy

55.12 Pyelostomy

Insertion of drainage tube into renal pelvis

55.2 Diagnostic procedures on kidney

55.21 Nephroscopy

55.22 Pyeloscopy

55.23 Closed [percutaneous] [needle] biopsy of kidney
Endoscopic biopsy via existing nephrostomy, nephrotomy, pyelostomy, or pyelotomy

55.24 Open biopsy of kidney

55.29 Other diagnostic procedures on kidney

Excludes: microscopic examination of specimen from kidney
([91.21-91.29](#))

pyelogram:

intravenous ([87.73](#))

percutaneous ([87.75](#))

retrograde ([87.74](#))

radioisotope scan ([92.03](#))

renal arteriography ([88.45](#))

tomography:

C.A.T. scan ([87.71](#))

other ([87.72](#))

55.3 Local excision or destruction of lesion or tissue of kidney

55.31 Marsupialization of kidney lesion

55.39 Other local destruction or excision of renal lesion or tissue
Obliteration of calyceal diverticulum

Excludes: biopsy of kidney ([55.23-55.24](#))

partial nephrectomy ([55.4](#))

percutaneous aspiration of kidney ([55.92](#))

wedge resection of kidney ([55.4](#))

55.4 Partial nephrectomy

Calycectomy

Wedge resection of kidney

Code also any synchronous resection of ureter ([56.40-56.42](#))

55.5 Complete nephrectomy

Code also any synchronous excision of:

adrenal gland ([07.21-07.3](#))

bladder segment ([57.6](#))

lymph nodes ([40.3](#), [40.52-40.59](#))

55.51 Nephroureterectomy

Nephroureterectomy with bladder cuff

Total nephrectomy (unilateral)

Excludes: removal of transplanted kidney ([55.53](#))

55.52 Nephrectomy of remaining kidney

Removal of solitary kidney

Excludes: removal of transplanted kidney ([55.53](#))

55.53 Removal of transplanted or rejected kidney

- 55.54 Bilateral nephrectomy**
Excludes: complete nephrectomy NOS (55.51)
- 55.6 Transplant of kidney** [®]
 Note: To report donor source - see codes [00.91-00.93](#)
- 55.61 Renal autotransplantation**
- 55.69 Other kidney transplantation**
- 55.7 Nephropexy**
 Fixation or suspension of movable [floating] kidney
- 55.8 Other repair of kidney**
- 55.81 Suture of laceration of kidney**
- 55.82 Closure of nephrostomy and pyelostomy**
- 55.83 Closure of other fistula of kidney**
- 55.84 Reduction of torsion of renal pedicle**
- 55.85 Symphysiotomy for horseshoe kidney**
- 55.86 Anastomosis of kidney**
 Nephropyloureterostomy
 Pyeloureterovesical anastomosis
 Ureterocalyceal anastomosis
Excludes: nephrocystanastomosis NO (56.73)
- 55.87 Correction of ureteropelvic junction**
- 55.89 Other**
- 55.9 Other operations on kidney**
Excludes: lysis of perirenal adhesions (59.02)
- 55.91 Decapsulation of kidney**
 Capsulectomy of kidney
 Decortication of kidney
- 55.92 Percutaneous aspiration of kidney (pelvis)**
 Aspiration of renal cyst
 Renipuncture
Excludes: percutaneous biopsy of kidney (55.23)
- 55.93 Replacement of nephrostomy tube**
- 55.94 Replacement of pyelostomy tube**
- 55.95 Local perfusion of kidney**
- 55.96 Other injection of therapeutic substance into kidney**
 Injection into renal cyst
- 55.97 Implantation or replacement of mechanical kidney**
- 55.98 Removal of mechanical kidney**
- 55.99 Other**
Excludes: removal of pyelostomy or nephrostomy tube (97.61)

56 Operations on ureter [®]

Code also any application or administration of an adhesion barrier substance ([99.77](#))

56.0 Transurethral removal of obstruction from ureter and renal pelvis

Removal of:

- blood clot from ureter or renal pelvis without incision
- calculus from ureter or renal pelvis without incision
- foreign body from ureter or renal pelvis without incision

Excludes: manipulation without removal of obstruction ([59.8](#)) that by incision ([55.11](#), [56.2](#))
transurethral insertion of ureteral stent for passage of calculus ([59.8](#))

56.1 Ureteral meatotomy

56.2 Ureterotomy

Incision of ureter for:
drainage
exploration
removal of calculus

Excludes: cutting of ureterovesical orifice ([56.1](#))
removal of calculus without incision ([56.0](#))
transurethral insertion of ureteral stent for passage of calculus ([59.8](#))
urinary diversion ([56.51-56.79](#))

56.3 Diagnostic procedures on ureter

56.31 Ureteroscopy

56.32 Closed percutaneous biopsy of ureter

Excludes: endoscopic biopsy of ureter ([56.33](#))

56.33 Closed endoscopic biopsy of ureter

- Cystourethroscopy with ureteral biopsy
- Transurethral biopsy of ureter
- Ureteral endoscopy with biopsy through ureterotomy
- Ureteroscopy with biopsy

Excludes: percutaneous biopsy of ureter ([56.32](#))

56.34 Open biopsy of ureter

56.35 Endoscopy (cystoscopy) (looposcopy) of ileal conduit

56.39 Other diagnostic procedures on ureter

Excludes: microscopic examination of specimen from ureter ([91.21-91.29](#))

56.4 Ureterectomy

Code also anastomosis other than end-to-end ([56.51-56.79](#))

Excludes: fistulectomy ([56.84](#))
nephroureterectomy ([55.51-55.54](#))

- 56.40 Ureterectomy, not otherwise specified**
- 56.41 Partial ureterectomy**
 Excision of lesion of ureter
 Shortening of ureter with reimplantation
Excludes: biopsy of ureter (56.32-56.34)
- 56.42 Total ureterectomy**
- 56.5 Cutaneous uretero-ileostomy**
- 56.51 Formation of cutaneous uretero-ileostomy**
 Construction of ileal conduit
 External ureteral ileostomy
 Formation of open ileal bladder
 Ileal loop operation
 Ileoureterostomy (Bricker's) (ileal bladder)
 Transplantation of ureter into ileum with external diversion
Excludes: closed ileal bladder (57.87)
replacement of ureteral defect by ileal segment (56.89)
- 56.52 Revision of cutaneous uretero-ileostomy**
- 56.6 Other external urinary diversion**
- 56.61 Formation of other cutaneous ureterostomy**
 Anastomosis of ureter to skin
 Ureterostomy NOS
- 56.62 Revision of other cutaneous ureterostomy**
 Revision of ureterostomy stoma
Excludes: nonoperative removal of ureterostomy tube (97.62)
- 56.7 Other anastomosis or bypass of ureter**
Excludes: ureteropyelostomy (55.86)
- 56.71 Urinary diversion to intestine**
 Anastomosis of ureter to intestine
 Internal urinary diversion NOS
 Code also any synchronous colostomy (46.10-46.13)
Excludes: external ureteral ileostomy (56.51)
- 56.72 Revision of ureterointestinal anastomosis**
Excludes: revision of external ureteral ileostomy (56.52)
- 56.73 Nephrocystanastomosis, not otherwise specified**
- 56.74 Ureteroneocystostomy**
 Replacement of ureter with bladder flap
 Ureterovesical anastomosis
- 56.75 Transureteroureterostomy**
Excludes: ureteroureterostomy associated with partial resection (56.41)
- 56.79 Other**

56.8 Repair of ureter

56.81 Lysis of intraluminal adhesions of ureter

Excludes: lysis of periureteral adhesions ([59.01-59.02](#))
ureterolysis ([59.01-59.02](#))

56.82 Suture of laceration of ureter

56.83 Closure of ureterostomy

56.84 Closure of other fistula of ureter

56.85 Ureteropexy

56.86 Removal of ligature from ureter

56.89 Other repair of ureter

Graft of ureter

Replacement of ureter with ileal segment implanted into bladder

Ureteroplication

56.9 Other operations on ureter

56.91 Dilation of ureteral meatus

56.92 Implantation of electronic ureteral stimulator

56.93 Replacement of electronic ureteral stimulator

56.94 Removal of electronic ureteral stimulator

Excludes: that with synchronous replacement ([56.93](#))

56.95 Ligation of ureter

56.99 Other

Excludes: removal of ureterostomy tube an ureteral catheter ([97.62](#))
ureteral catheterization ([59.8](#))

57 Operations on urinary bladder[®]

Code also any application or administration of an adhesion barrier substance ([99.77](#))

Excludes: perivesical tissue ([59.11-59.29](#), [59.91-59.92](#))
ureterovesical orifice ([56.0-56.99](#))

57.0 Transurethral clearance of bladder

Drainage of bladder without incision

Removal of:

blood clots from bladder without incision

calculus from bladder without incision

foreign body from bladder without incision

Excludes: that by incision ([57.19](#))

57.1 Cystotomy and cystostomy

Excludes: cystotomy and cystostomy as operative approach -- omit code

57.11 Percutaneous aspiration of bladder

57.12 Lysis of intraluminal adhesions with incision into bladder

Excludes: transurethral lysis of intraluminal adhesions ([57.41](#))



New code



Revised code



4th digit required

57.17 Percutaneous cystostomy

Closed cystostomy
 Percutaneous suprapubic cystostomy

Excludes: removal of cystostomy tube ([97.63](#))
 replacement of cystostomy tube ([59.94](#))

57.18 Other suprapubic cystostomy

Excludes: percutaneous cystostomy ([57.17](#))
 removal of cystostomy tube ([97.63](#))
 replacement of cystostomy tube ([59.94](#))

57.19 Other cystostomy

Cystolithotomy

Excludes: percutaneous cystostomy ([57.17](#))
 suprapubic cystostomy ([57.18](#))

57.2 Vesicostomy

Excludes: percutaneous cystostomy ([57.17](#))
 suprapubic cystostomy ([57.18](#))

57.21 Vesicostomy

Creation of permanent opening from bladder to skin using a bladder flap

57.22 Revision or closure of vesicostomy

Excludes: closure of cystostomy ([57.82](#))

57.3 Diagnostic procedures on bladder

57.31 Cystoscopy through artificial stoma

57.32 Other cystoscopy

Transurethral cystoscopy

Excludes: cystourethroscopy with ureteral biopsy ([56.33](#))
 retrograde pyelogram ([87.74](#))
 that for control of hemorrhage (postoperative):
 bladder ([57.93](#))
 prostate ([60.94](#))

57.33 Closed [transurethral] biopsy of bladder

57.34 Open biopsy of bladder

57.39 Other diagnostic procedures on bladder

Excludes: cystogram NEC ([87.77](#))
 microscopic examination of specimen from bladder
 ([91.31-91.39](#))
 retrograde cystourethrogram ([87.76](#))
 therapeutic distention of bladder ([96.25](#))

57.4 Transurethral excision or destruction of bladder tissue

57.41 Transurethral lysis of intraluminal adhesions

57.49 Other transurethral excision or destruction of lesion or tissue of bladder

Endoscopic resection of bladder lesion

Excludes: transurethral biopsy of bladder ([57.33](#))
 transurethral fistulectomy ([57.83-57.84](#))

57.5 Other excision or destruction of bladder tissue

Excludes: that with transurethral approach ([57.41-57.49](#))

57.51 Excision of urachus

Excision of urachal sinus of bladder

Excludes: excision of urachal cyst of abdominal wall ([54.3](#))

57.59 Open excision or destruction of other lesion or tissue of bladder

Endometrectomy of bladder

Suprapubic excision of bladder lesion

Excludes: biopsy of bladder ([57.33-57.34](#))
fistulectomy of bladder ([57.83-57.84](#))

57.6 Partial cystectomy

Excision of bladder dome

Trigonectomy

Wedge resection of bladder

57.7 Total cystectomy

Includes: total cystectomy with urethrectomy

57.71 Radical cystectomy

Pelvic exenteration in male

Removal of bladder, prostate, seminal vesicles, and fat

Removal of bladder, urethra, and fat in a female

Code also any:

lymph node dissection ([40.3](#), [40.5](#))

urinary diversion ([56.51-56.79](#))

Excludes: that as part of pelvic exenteration in female ([68.8](#))

57.79 Other total cystectomy

57.8 Other repair of urinary bladder

Excludes: repair of:

current obstetric laceration ([75.61](#))

cystocele ([70.50-70.51](#))

that for stress incontinence ([59.3-59.79](#))

57.81 Suture of laceration of bladder

57.82 Closure of cystostomy

57.83 Repair of fistula involving bladder and intestine

Rectovesicovaginal fistulectomy

Vesicosigmoidovaginal fistulectomy

57.84 Repair of other fistula of bladder

Cervicovesical fistulectomy

Urethroperineovesical fistulectomy

Uterovesical fistulectomy

Vaginovesical fistulectomy

Excludes: vesicoureterovagina fistulectomy ([56.84](#))

57.85 Cystourethroplasty and plastic repair of bladder neck

Plication of sphincter of urinary bladder

V-Y plasty of bladder neck

57.86 Repair of bladder exstrophy

57.87 Reconstruction of urinary bladder

Anastomosis of bladder with isolated segment of ileum
 Augmentation of bladder
 Replacement of bladder with ileum or sigmoid [closed ileal bladder]
 Code also resection of intestine ([45.50-45.52](#))

57.88 Other anastomosis of bladder

Anastomosis of bladder to intestine NOS
 Cystocolic anastomosis

Excludes: formation of closed ilea bladder ([57.87](#))

57.89 Other repair of bladder

Bladder suspension, not elsewhere classified
 Cystopexy NOS
 Repair of old obstetric laceration of bladder

Excludes: repair of current obstetric laceration ([75.61](#))

57.9 Other operations on bladder

57.91 Sphincterotomy of bladder

Division of bladder neck

57.92 Dilation of bladder neck

57.93 Control of (postoperative) hemorrhage of bladder

57.94 Insertion of indwelling urinary catheter

57.95 Replacement of indwelling urinary catheter

57.96 Implantation of electronic bladder stimulator

57.97 Replacement of electronic bladder stimulator

57.98 Removal of electronic bladder stimulator

Excludes: that with synchronou replacement ([57.97](#))

57.99 Other

Excludes: irrigation of:
 cystostomy ([96.47](#))
 other indwelling urinary catheter ([96.48](#))
 lysis of external adhesions ([59.11](#))
removal of:
 cystostomy tube ([97.63](#))
 other urinary drainage devic ([97.64](#))
 therapeutic distention of bladder ([96.25](#))

58 Operations on urethra [®]

Includes: operations on:
 bulbourethral gland [Cowper's gland]
 periurethral tissue

Code also any application or administration of an adhesion barrier substance ([99.77](#))

58.0 Urethrotomy

- Excision of urethral septum
- Formation of urethrovaginal fistula
- Perineal urethrostomy
- Removal of calculus from urethra by incision

*Excludes: drainage of bulbourethral gland or periurethral tissue (58.91)
internal urethral meatotomy (58.5)
removal of urethral calculus without incision (58.6)*

58.1 Urethral meatotomy

Excludes: internal urethral meatotomy (58.5)

58.2 Diagnostic procedures on urethra

58.21 Perineal urethroscopy

58.22 Other urethroscopy

58.23 Biopsy of urethra

58.24 Biopsy of periurethral tissue

58.29 Other diagnostic procedures on urethra and periurethral tissue

*Excludes: microscopic examination of specimen from urethra
(91.31-91.39)
retrograde cystourethrogram (87.76)
urethral pressure profil (89.25)
urethral sphincter electromyogram (89.23)*

58.3 Excision or destruction of lesion or tissue of urethra

*Excludes: biopsy of urethra (58.23)
excision of bulbourethral gland (58.92)
fistulectomy (58.43)
urethrectomy as part of:
complete cystectomy (57.79)
pelvic evisceration (68.8)
radical cystectomy (57.71)*

58.31 Endoscopic excision or destruction of lesion or tissue of urethra
Fulguration of urethral lesion

58.39 Other local excision or destruction of lesion or tissue of urethra

- Excision of:
 - congenital valve of urethra
 - lesion of urethra
 - stricture of urethra
- Urethrectomy

Excludes: that by endoscopic approach (58.31)

58.4 Repair of urethra

Excludes: repair of current obstetric laceration (75.61)

58.41 Suture of laceration of urethra

58.42 Closure of urethrostomy

58.43 Closure of other fistula of urethra

Excludes: repair of urethroperineovesical fistula (57.84)

58.44 Reanastomosis of urethra

Anastomosis of urethra

58.45 Repair of hypospadias or epispadias

58.46 Other reconstruction of urethra

Urethral construction

58.47 Urethral meatoplasty

58.49 Other repair of urethra

Benenenti rotation of bulbous urethra

Repair of old obstetric laceration of urethra

Urethral plication

Excludes: repair of:

current obstetric laceration (75.61)

urethrocele (70.50-70.51)

58.5 Release of urethral stricture

Cutting of urethral sphincter

Internal urethral meatotomy

Urethrolisis

58.6 Dilation of urethra

Dilation of urethrovesical junction

Passage of sounds through urethra

Removal of calculus from urethra without incision

Excludes: urethral calibration (89.29)

58.9 Other operations on urethra and periurethral tissue

58.91 Incision of periurethral tissue

Drainage of bulbourethral gland

58.92 Excision of periurethral tissue [®]

Excludes: biopsy of periurethral tissue (58.24)

lysis of periurethral adhesions

laparoscopic (59.12)

other (59.11)

58.93 Implantation of artificial urinary sphincter [AUS]

Placement of inflatable:

bladder sphincter

urethral sphincter

Removal with replacement of sphincter device [AUS]

With pump and/or reservoir

58.99 Other

Removal of inflatable urinary sphincter without replacement

Repair of inflatable sphincter pump and/or reservoir


Surgical correction of hydraulic pressure of inflatable sphincter device

Excludes: removal of:

intraluminal foreign bod from urethra without incision

(98.19)

urethral stent (97.65)

- 59 Other operations on urinary tract** 
Code also any application or administration of an adhesion barrier substance ([99.77](#))
- 59.0 Dissection of retroperitoneal tissue**
- 59.00 Retroperitoneal dissection, not otherwise specified**
 - 59.02 Other lysis of perirenal or periureteral adhesions**
Excludes: that by laparoscope ([59.03](#))
 - 59.03 Laparoscopic lysis of perirenal or periureteral adhesions**
 - 59.09 Other incision of perirenal or periureteral tissue**
Exploration of perinephric area
Incision of perirenal abscess
- 59.1 Incision of perivesical tissue**
- 59.11 Other lysis of perivesical adhesions**
 - 59.12 Laparoscopic lysis of perivesical adhesions**
 - 59.19 Other incision of perivesical tissue**
Exploration of perivesical tissue
Incision of hematoma of space of Retzius
Retropubic exploration
- 59.2 Diagnostic procedures on perirenal and perivesical tissue**
- 59.21 Biopsy of perirenal or perivesical tissue**
 - 59.29 Other diagnostic procedures on perirenal tissue, perivesical tissue, and retroperitoneum**
Excludes: microscopic examination of specimen from:
perirenal tissue ([91.21-91.29](#))
perivesical tissue ([91.31-91.39](#))
retroperitoneum NEC ([91.11-91.19](#))
retroperitoneal x-ray ([88.14-88.16](#))
- 59.3 Plication of urethrovesical junction**
Kelly-Kennedy operation on urethra
Kelly-Stoeckel urethral plication
- 59.4 Suprapubic sling operation**
Goebel-Frangenheim-Stoeckel urethrovesical suspension
Millin-Read urethrovesical suspension
Oxford operation for urinary incontinence
Urethrocystopexy by suprapubic suspension
- 59.5 Retropubic urethral suspension**
Burch procedure
Marshall-Marchetti-Krantz operation
Suture of periurethral tissue to symphysis pubis
Urethral suspension NOS
- 59.6 Paraurethral suspension**
Pereyra paraurethral suspension
Periurethral suspension

59.7 Other repair of urinary stress incontinence

59.71 Levator muscle operation for urethrovessical suspension

Cystourethropexy with levator muscle sling
Gracilis muscle transplant for urethrovessical suspension
Pubococcygeal sling

59.72 Injection of implant into urethra and/or bladder neck

Collagen implant
Endoscopic injection of implant
Fat implant
Polytef implant

59.79 Other[®]

Anterior urethropexy
Repair of stress incontinence NOS
Tudor "rabbit ear" urethropexy

59.8 Ureteral catheterization

Drainage of kidney by catheter
Insertion of ureteral stent
Uterovesical orifice dilation
Code also any ureterotomy (56.2)

Excludes: that for:

*retrograde pyelogram (87.74)
transurethral removal of calculus or clot from ureter and renal
pelvis (56.0)*

59.9 Other operations on urinary system

Excludes: nonoperative removal of therapeutic device (97.61-97.69)

59.91 Excision of perirenal or perivesical tissue

Excludes: biopsy of perirenal or perivesical tissue (59.21)

59.92 Other operations on perirenal or perivesical tissue

59.93 Replacement of ureterostomy tube

Change of ureterostomy tube
Reinsertion of ureterostomy tube

Excludes: nonoperative removal of ureterostomy tube (97.62)

59.94 Replacement of cystostomy tube

Excludes: nonoperative removal of cystostomy tube (97.63)

59.95 Ultrasonic fragmentation of urinary stones

Shattered urinary stones

*Excludes: percutaneous nephrostomy with fragmentation (55.04)
shock-wave disintegratio (98.51)*

59.99 Other

*Excludes: instillation of medication into urinary tract (96.49)
irrigation of urinary tract (96.45-96.48)*

11. OPERATIONS ON THE MALE GENITAL ORGANS (60-64)

- 60 Operations on prostate and seminal vesicles** [®]
 Includes: operations on periprostatic tissue
 Code also any application or administration of an adhesion barrier substance ([99.77](#))
Excludes: that associated with radical cystectomy ([57.71](#))
- 60.0 Incision of prostate**
 Drainage of prostatic abscess
 Prostatolithotomy
Excludes: drainage of periprostatic tissue only ([60.81](#))
- 60.1 Diagnostic procedures on prostate and seminal vesicles**
- 60.11 Closed [percutaneous] [needle] biopsy of prostate**
 Approach:
 transrectal
 transurethral
 Punch biopsy
- 60.12 Open biopsy of prostate**
- 60.13 Closed [percutaneous] biopsy of seminal vesicles**
 Needle biopsy of seminal vesicles
- 60.14 Open biopsy of seminal vesicles**
- 60.15 Biopsy of periprostatic tissue**
- 60.18 Other diagnostic procedures on prostate and periprostatic tissue**
*Excludes: microscopic examination of specimen from prostate ([91.31-91.39](#))
 x-ray of prostate ([87.92](#))*
- 60.19 Other diagnostic procedures on seminal vesicles**
*Excludes: microscopic examination of specimen from seminal vesicles ([91.31-91.39](#))
 x-ray:
 contrast seminal vesiculogra ([87.91](#))
 other ([87.92](#))*
- 60.2 Transurethral prostatectomy**
Excludes: local excision of lesion of prostate ([60.61](#))
- 60.21 Transurethral (ultrasound) guided laser induced prostatectomy (TULIP)**
 Ablation (contact) (noncontact) by laser
- 60.29 Other transurethral prostatectomy**
 Excision of median bar by transurethral approach
 Transurethral electrovaporization of prostate (TEVAP)
 Transurethral enucleative procedure
 Transurethral prostatectomy NOS
 Transurethral resection of prostate (TURP)

- 60.3 Suprapubic prostatectomy**
 Transvesical prostatectomy
Excludes: local excision of lesion of prostate (60.61)
 radical prostatectomy (60.5)
- 60.4 Retropubic prostatectomy**
Excludes: local excision of lesion of prostate (60.61)
 radical prostatectomy (60.5)
- 60.5 Radical prostatectomy**
 Prostatovesiculectomy
 Radical prostatectomy by any approach
Excludes: cystoprostatectomy (57.71)
- 60.6 Other prostatectomy**
- 60.61 Local excision of lesion of prostate**
 Excision of prostatic lesion by any approach
Excludes: biopsy of prostate (60.11-60.12)
- 60.62 Perineal prostatectomy**
 Cryoablation of prostate
 Cryoprostatectomy
 Cryosurgery of prostate
 Radical cryosurgical ablation of prostate (RCSA)
Excludes: local excision of lesion of prostate (60.61)
- 60.69 Other**
- 60.7 Operations on seminal vesicles**
- 60.71 Percutaneous aspiration of seminal vesicle**
Excludes: needle biopsy of seminal vesicl (60.13)
- 60.72 Incision of seminal vesicle**
- 60.73 Excision of seminal vesicle**
 Excision of Müllerian duct cyst
 Spermatoctectomy
Excludes: biopsy of seminal vesicle (60.13-60.14)
 prostatovesiculectomy (60.5)
- 60.79 Other operations on seminal vesicles**
- 60.8 Incision or excision of periprostatic tissue**
- 60.81 Incision of periprostatic tissue**
 Drainage of periprostatic abscess
- 60.82 Excision of periprostatic tissue**
 Excision of lesion of periprostatic tissue
Excludes: biopsy of periprostatic tissue (60.15)
- 60.9 Other operations on prostate**
- 60.91 Percutaneous aspiration of prostate**
Excludes: needle biopsy of prostat (60.11)

60.92 Injection into prostate test link


60.93 Repair of prostate

60.94 Control of (postoperative) hemorrhage of prostate

Coagulation of prostatic bed

Cystoscopy for control of prostatic hemorrhage

60.95 Transurethral balloon dilation of the prostatic urethra

60.96 Transurethral destruction of prostate tissue by microwave 
thermotherapy

Transurethral microwave thermotherapy (TUMT) of prostate

Excludes: Prostatectomy:


other (60.61 - 60.69)

radical (60.5)

retropubic (60.4)

suprapubic (60.3)

transurethral (60.21 - 60.29)

60.97 Other transurethral destruction of prostate tissue by other 
thermotherapy

Radiofrequency thermotherapy

Transurethral needle ablation (TUNA) of prostate

Excludes: Prostatectomy:

other (60.61 - 60.69)

radical (60.5)

retropubic (60.4)

suprapubic (60.3)

transurethral (60.21 - 60.29)

60.99 Other

Excludes: prostatic massage (99.94)

61 Operations on scrotum and tunica vaginalis

61.0 Incision and drainage of scrotum and tunica vaginalis

Excludes: percutaneous aspiration of hydrocele (61.91)

61.1 Diagnostic procedures on scrotum and tunica vaginalis

61.11 Biopsy of scrotum or tunica vaginalis

61.19 Other diagnostic procedures on scrotum and tunica vaginalis

61.2 Excision of hydrocele (of tunica vaginalis)

Bottle repair of hydrocele of tunica vaginalis

Excludes: percutaneous aspiration of hydrocele (61.91)

61.3 Excision or destruction of lesion or tissue of scrotum

Fulguration of lesion of scrotum

Reduction of elephantiasis of scrotum

Partial scrotoectomy of scrotum

Excludes: biopsy of scrotum (61.11)

scrotal fistulectomy (61.42)

- 61.4 Repair of scrotum and tunica vaginalis**
- 61.41 Suture of laceration of scrotum and tunica vaginalis**
 - 61.42 Repair of scrotal fistula**
 - 61.49 Other repair of scrotum and tunica vaginalis**
Reconstruction with rotational or pedicle flaps
- 61.9 Other operations on scrotum and tunica vaginalis**
- 61.91 Percutaneous aspiration of tunica vaginalis**
Aspiration of hydrocele of tunica vaginalis
 - 61.92 Excision of lesion of tunica vaginalis other than hydrocele**
Excision of hematocele of tunica vaginalis
 - 61.99 Other**
Excludes: removal of foreign body from scrotum without incision (98.24)
- 62 Operations on testes**
- 62.0 Incision of testis**
- 62.1 Diagnostic procedures on testes**
- 62.11 Closed [percutaneous] [needle] biopsy of testis**
 - 62.12 Open biopsy of testis**
 - 62.19 Other diagnostic procedures on testes**
- 62.2 Excision or destruction of testicular lesion**
Excision of appendix testis
Excision of cyst of Morgagni in the male
Excludes: biopsy of testis (62.11-62.12)
- 62.3 Unilateral orchiectomy**
Orchidectomy (with epididymectomy) NOS
- 62.4 Bilateral orchiectomy**
Male castration
Radical bilateral orchiectomy (with epididymectomy)
Code also any synchronous lymph node dissection (40.3, 40.5)
- 62.41 Removal of both testes at same operative episode**
Bilateral orchidectomy NOS
 - 62.42 Removal of remaining testis**
Removal of solitary testis
- 62.5 Orchiopexy**
Mobilization and replacement of testis in scrotum
Orchiopexy with detorsion of testis
Torek (-Bevan) operation (orchidopexy) (first stage) (second stage)
Transplantation to and fixation of testis in scrotum
- 62.6 Repair of testes**
Excludes: reduction of torsion (63.52)

- 62.61 Suture of laceration of testis**
- 62.69 Other repair of testis**
 - Testicular graft
- 62.7 Insertion of testicular prosthesis**
- 62.9 Other operations on testes**
 - 62.91 Aspiration of testis**
 - Excludes:* percutaneous biopsy of testis ([62.11](#))
 - 62.92 Injection of therapeutic substance into testis**
 - 62.99 Other**
- 63 Operations on spermatic cord, epididymis, and vas deferens**
- 63.0 Diagnostic procedures on spermatic cord, epididymis, and vas deferens**
 - 63.01 Biopsy of spermatic cord, epididymis, or vas deferens**
 - 63.09 Other diagnostic procedures on spermatic cord, epididymis, and vas deferens**
 - Excludes:* contrast epididymogram ([87.93](#))
 - contrast vasogram ([87.94](#))
 - other x-ray of epididymis and vas deferens ([87.95](#))
- 63.1 Excision of varicocele and hydrocele of spermatic cord**
 - High ligation of spermatic vein
 - Hydrocelectomy of canal of Nuck
- 63.2 Excision of cyst of epididymis**
 - Spermatoclectomy
- 63.3 Excision of other lesion or tissue of spermatic cord and epididymis**
 - Excision of appendix epididymis
 - Excludes:* biopsy of spermatic cord or epididymis ([63.01](#))
- 63.4 Epididymectomy**
 - Excludes:* that synchronous with orchiectomy ([62.3-62.42](#))
- 63.5 Repair of spermatic cord and epididymis**
 - 63.51 Suture of laceration of spermatic cord and epididymis**
 - 63.52 Reduction of torsion of testis or spermatic cord**
 - Excludes:* that associated with orchiopexy ([62.5](#))
 - 63.53 Transplantation of spermatic cord**
 - 63.59 Other repair of spermatic cord and epididymis**
- 63.6 Vasotomy**
 - Vasostomy
- 63.7 Vasectomy and ligation of vas deferens**
 - 63.70 Male sterilization procedure, not otherwise specified**
 - 63.71 Ligation of vas deferens**
 - Crushing of vas deferens
 - Division of vas deferens

- 63.72 Ligation of spermatic cord
- 63.73 Vasectomy
- 63.8 Repair of vas deferens and epididymis
 - 63.81 Suture of laceration of vas deferens and epididymis
 - 63.82 Reconstruction of surgically divided vas deferens
 - 63.83 Epididymovasostomy
 - 63.84 Removal of ligature from vas deferens
 - 63.85 Removal of valve from vas deferens
 - 63.89 Other repair of vas deferens and epididymis
- 63.9 Other operations on spermatic cord, epididymis, and vas deferens
 - 63.91 Aspiration of spermatocele
 - 63.92 Epididymotomy
 - 63.93 Incision of spermatic cord
 - 63.94 Lysis of adhesions of spermatic cord
 - 63.95 Insertion of valve in vas deferens
 - 63.99 Other
- 64 Operations on penis
 - Includes: operations on:
 - corpora cavernosa
 - glans penis
 - prepuce
 - 64.0 Circumcision
 - 64.1 Diagnostic procedures on the penis
 - 64.11 Biopsy of penis
 - 64.19 Other diagnostic procedures on penis
 - 64.2 Local excision or destruction of lesion of penis
 - Excludes: biopsy of penis (64.11)*
 - 64.3 Amputation of penis
 - 64.4 Repair and plastic operation on penis
 - 64.41 Suture of laceration of penis
 - 64.42 Release of chordee
 - 64.43 Construction of penis
 - 64.44 Reconstruction of penis
 - 64.45 Replantation of penis
 - Reattachment of amputated penis
 - 64.49 Other repair of penis
 - Excludes: repair of epispadias and hypospadias (58.45)*
 - 64.5 Operations for sex transformation, not elsewhere classified

64.9 Other operations on male genital organs

64.91 Dorsal or lateral slit of prepuce

64.92 Incision of penis

64.93 Division of penile adhesions

64.94 Fitting of external prosthesis of penis
Penile prosthesis NOS

64.95 Insertion or replacement of non-inflatable penile prosthesis
Insertion of semi-rigid rod prosthesis into shaft of penis

Excludes: external penile prosthesis (64.94)
inflatable penile prosthesis (64.97)
plastic repair, penis (64.43-64.49)
that associated with:
construction (64.43)
reconstruction (64.44)

64.96 Removal of internal prosthesis of penis
Removal without replacement of non- inflatable or inflatable
penile prosthesis

64.97 Insertion or replacement of inflatable penile prosthesis
Insertion of cylinders into shaft of penis and placement of pump
and reservoir

Excludes: external penile prosthesis (64.94)
non-inflatable penile prosthesis (64.95)
plastic repair, penis (64.43-64.49)

64.98 Other operations on penis
Corpora cavernosa-corpora spongiosum shunt
Corpora-saphenous shunt
Irrigation of corpus cavernosum

Excludes: removal of foreign body:
intraluminal (98.19)
without incision (98.24)
stretching of foreskin (99.95)

64.99 Other

Excludes: collection of sperm fo artificial insemination (99.96)



12. OPERATIONS ON THE FEMALE GENITAL ORGANS (65-71)

65 Operations on ovary [®]

Code also any application or administration of an adhesion barrier substance ([99.77](#))

65.0 Oophorotomy

Salpingo-oophorotomy

65.01 Laparoscopic oophorotomy

65.09 Other oophorotomy

65.1 Diagnostic procedures on ovaries

65.11 Aspiration biopsy of ovary

65.12 Other biopsy of ovary

65.13 Laparoscopic biopsy of ovary

65.14 Other laparoscopic diagnostic procedures on ovaries

65.19 Other diagnostic procedures on ovaries

Excludes: microscopic examination of specimen from ovary ([91.41-91.49](#))

65.2 Local excision or destruction of ovarian lesion or tissue

65.21 Marsupialization of ovarian cyst

Excludes: that by laparoscope ([65.23](#))

65.22 Wedge resection of ovary

Excludes: that by laparoscope ([65.24](#))

65.23 Laparoscopic marsupialization of ovarian cyst

65.24 Laparoscopic wedge resection of ovary

65.25 Other laparoscopic local excision or destruction of ovary

65.29 Other local excision or destruction of ovary

Bisection of ovary

Cauterization of ovary

Partial excision of ovary

*Excludes: biopsy of ovary ([65.11-65.13](#))
that by laparoscope ([65.25](#))*

65.3 Unilateral oophorectomy

65.31 Laparoscopic unilateral oophorectomy

65.39 Other unilateral oophorectomy

Excludes: that by laparoscope ([65.31](#))

65.4 Unilateral salpingo-oophorectomy

65.41 Laparoscopic unilateral salpingo-oophorectomy

65.49 Other unilateral salpingo-oophorectomy

65.5 Bilateral oophorectomy

65.51 Other removal of both ovaries at same operative episode
Female castration

Excludes: that by laparoscope (65.53)

65.52 Other removal of remaining ovary
Removal of solitary ovary

Excludes: that by laparoscope (65.54)

65.53 Laparoscopic removal of both ovaries at same operative episode

65.54 Laparoscopic removal of remaining ovary

65.6 Bilateral salpingo-oophorectomy

65.61 Other removal of both ovaries and tubes at same operative episode

Excludes: that by laparoscope (65.63)

65.62 Other removal of remaining ovary and tube
Removal of solitary ovary and tube

Excludes: that by laparoscope (65.64)

65.63 Laparoscopic removal of both ovaries and tubes at same operative episode

65.64 Laparoscopic removal of remaining ovary and tube

65.7 Repair of ovary

Excludes: salpingo-oophorostomy (66.72)

65.71 Other simple suture of ovary

Excludes: that by laparoscope (65.74)

65.72 Other reimplantation of ovary

Excludes: that by laparoscope (65.75)

65.73 Other salpingo-oophoroplasty

Excludes: that by laparoscope (65.76)

65.74 Laparoscopic simple suture of ovary

65.75 Laparoscopic reimplantation of ovary

65.76 Laparoscopic salpingo-oophoroplasty

65.79 Other repair of ovary
Oophoropexy

65.8 Lysis of adhesions of ovary and fallopian tube

65.81 Laparoscopic lysis of adhesions of ovary and fallopian tube

65.89 Other lysis of adhesions of ovary and fallopian tube

Excludes: that by laparoscope (65.81)

65.9 Other operations on ovary

65.91 Aspiration of ovary

Excludes: aspiration biopsy of ovary (65.11)



65.92 Transplantation of ovary

Excludes: reimplantation of ovary
laparoscopic (65.75)
other (65.72)

65.93 Manual rupture of ovarian cyst

65.94 Ovarian denervation

65.95 Release of torsion of ovary

65.99 Other
Ovarian drilling

66 Operations on fallopian tubes ®

Code also any application or administration of an adhesion barrier substance (99.77)

66.0 Salpingotomy and salpingostomy

66.01 Salpingotomy

66.02 Salpingostomy

66.1 Diagnostic procedures on fallopian tubes

66.11 Biopsy of fallopian tube

66.19 Other diagnostic procedures on fallopian tubes

Excludes: microscopic examination of specimen from fallopian tubes (91.41-91.49)
radiography of fallopian tubes (87.82-87.83, 87.85)
Rubin's test (66.8)

66.2 Bilateral endoscopic destruction or occlusion of fallopian tubes

Includes: bilateral endoscopic destruction or occlusion of fallopian tubes by:
culdoscopy
endoscopy
hysteroscopy
laparoscopy
peritoneoscopy
endoscopic destruction of solitary fallopian tube

66.21 Bilateral endoscopic ligation and crushing of fallopian tubes

66.22 Bilateral endoscopic ligation and division of fallopian tubes

66.29 Other bilateral endoscopic destruction or occlusion of fallopian tubes

66.3 Other bilateral destruction or occlusion of fallopian tubes

Includes: destruction of solitary fallopian tube

Excludes: endoscopic destruction or occlusion of fallopian tubes (66.21-66.29)

66.31 Other bilateral ligation and crushing of fallopian tubes

66.32 Other bilateral ligation and division of fallopian tubes
Pomeroy operation

66.39 Other bilateral destruction or occlusion of fallopian tubes
Female sterilization operation NOS

66.4 Total unilateral salpingectomy

66.5 Total bilateral salpingectomy

Excludes: bilateral partial salpingectomy for sterilization (66.39)
that with oophorectomy (65.61-65.64)

66.51 Removal of both fallopian tubes at same operative episode

66.52 Removal of remaining fallopian tube

Removal of solitary fallopian tube

66.6 Other salpingectomy

Includes: salpingectomy by:
cauterization
coagulation
electrocoagulation
excision

Excludes: fistulectomy (66.73)

66.61 Excision or destruction of lesion of fallopian tube

Excludes: biopsy of fallopian tube (66.11)

66.62 Salpingectomy with removal of tubal pregnancy

Code also any synchronous oophorectomy (65.31, 65.39)

66.63 Bilateral partial salpingectomy, not otherwise specified

66.69 Other partial salpingectomy

66.7 Repair of fallopian tube

66.71 Simple suture of fallopian tube

66.72 Salpingo-oophorostomy

66.73 Salpingo-salpingostomy

66.74 Salpingo-uterostomy

66.79 Other repair of fallopian tube

Graft of fallopian tube
Reopening of divided fallopian tube
Salpingoplasty

66.8 Insufflation of fallopian tube

Insufflation of fallopian tube with:
air
dye
gas
saline
Rubin's test

Excludes: insufflation of therapeutic agent (66.95)
that for hysterosalpingography (87.82-87.83)

66.9 Other operations on fallopian tubes

66.91 Aspiration of fallopian tube

66.92 Unilateral destruction or occlusion of fallopian tube

Excludes: that of solitary tube (66.21-66.39)



- 66.93** Implantation or replacement of prosthesis of fallopian tube
- 66.94** Removal of prosthesis of fallopian tube
- 66.95** Insufflation of therapeutic agent into fallopian tubes
- 66.96** Dilation of fallopian tube
- 66.97** Burying of fimbriae in uterine wall
- 66.99** Other [®]

Excludes: lysis of adhesions of ovary and tube
 laparoscopic (65.81)
 other (65.89)

67 Operations on cervix [®]

Code also any application or administration of an adhesion barrier substance (99.77)

67.0 Dilation of cervical canal

Excludes: dilation and curettage (69.01-69.09)
 that for induction of labor (73.1)

67.1 Diagnostic procedures on cervix

67.11 Endocervical biopsy

Excludes: conization of cervix (67.2)

67.12 Other cervical biopsy

Punch biopsy of cervix NOS

Excludes: conization of cervix (67.2)

67.19 Other diagnostic procedures on cervix

Excludes: microscopic examination of specimen from cervix
 (91.41-91.49)

67.2 Conization of cervix

Excludes: that by:
 cryosurgery (67.33)
 electrosurgery (67.32)

67.3 Other excision or destruction of lesion or tissue of cervix

67.31 Marsupialization of cervical cyst

67.32 Destruction of lesion of cervix by cauterization

Electroconization of cervix
 LEEP (loop electrosurgical excision procedure)
 LLETZ (large loop excision of the transformation zone)

67.33 Destruction of lesion of cervix by cryosurgery

Cryoconization of cervix

67.39 Other excision or destruction of lesion or tissue of cervix


Excludes: biopsy of cervix (67.11-67.12)
 cervical fistulectomy (67.62)
 conization of cervix (67.2)

67.4 Amputation of cervix

Cervicectomy with synchronous colporrhaphy

67.5 Repair of internal cervical os

67.51 Transabdominal cerclage of cervix 

67.59 Other repair of internal cervical os 

Cerclage of isthmus uteri
McDonald operation
Shirodkar operation
Transvaginal cerclage

Excludes: laparoscopically assisted supracervical hysterectomy [LASH] (68.31)
transabdominal cerclage of cervix (67.51)

67.6 Other repair of cervix

Excludes: repair of current obstetric laceration (75.51)

67.61 Suture of laceration of cervix

67.62 Repair of fistula of cervix

Cervicosigmoidal fistulectomy

Excludes: fistulectomy:
cervicovesical (57.84)
ureterocervical (56.84)
vesicocervicovaginal (57.84)

67.69 Other repair of cervix

Repair of old obstetric laceration of cervix

68 Other incision and excision of uterus [®]

Code also any application or administration of an adhesion barrier substance (99.77)

68.0 Hysterotomy

Hysterotomy with removal of hydatidiform mole

Excludes: hysterotomy for termination of pregnancy (74.91)

68.1 Diagnostic procedures on uterus and supporting structures

68.11 Digital examination of uterus

Excludes: pelvic examination, so describe (89.26)
postpartal manual exploration of uterine cavity (75.7)

68.12 Hysteroscopy

Excludes: that with biopsy (68.16)

68.13 Open biopsy of uterus

Excludes: closed biopsy of uterus (68.16)

68.14 Open biopsy of uterine ligaments

Excludes: closed biopsy of uterin ligaments (68.15)

68.15 Closed biopsy of uterine ligaments

Endoscopic (laparoscopy) biopsy of uterine adnexa, except ovary and fallopian tube

68.16 Closed biopsy of uterus

Endoscopic (laparoscopy) hysteroscopy) biopsy of uterus

Excludes: open biopsy of uterus (68.13)

68.19 Other diagnostic procedures on uterus and supporting structures

Excludes: diagnostic:

- aspiration curettage ([69.59](#))
- dilation and curettage ([69.09](#))
- microscopic examination of specimen from uterus ([91.41-91.49](#))
- pelvic examination ([89.26](#))
- radioisotope scan of:
 - placenta ([92.17](#))
 - uterus ([92.19](#))
- ultrasonography of uterus ([88.78-88.79](#))
- x-ray of uterus ([87.81-87.89](#))

68.2 Excision or destruction of lesion or tissue of uterus

68.21 Division of endometrial synechiae

Lysis of intraluminal uterine adhesions

68.22 Incision or excision of congenital septum of uterus

68.23 Endometrial ablation

Dilation and curettage
Hysteroscopic endometrial ablation

68.29 Other excision or destruction of lesion of uterus

Uterine myomectomy

Excludes: biopsy of uterus ([68.13](#), [68.16](#))
uterine fistulectomy ([69.42](#))

68.3 Subtotal abdominal hysterectomy

68.31 Laparoscopic supracervical hysterectomy [LSH] 

Classic infra fascial SEMM hysterectomy [CISH]
Laparoscopically assisted supracervical hysterectomy [LASH]

68.39 Other subtotal abdominal hysterectomy, NOS 

Supracervical hysterectomy

Excludes: classic infra fascial SEMM hysterectomy [CISH] ([68.31](#))
laparoscopic supracervical hysterectomy [LASH] ([68.31](#))

68.4 Total abdominal hysterectomy

Hysterectomy:
extended

Code also any synchronous removal of tubes and ovaries ([65.3-65.6](#))

68.5 Vaginal hysterectomy

Code also any synchronous:

- removal of tubes and ovaries ([65.31-65.64](#))
- repair of cystocele or rectocele ([70.50-70.52](#))
- repair of pelvic floor ([70.79](#))

68.51 Laparoscopically assisted vaginal hysterectomy (LAVH)

68.59 Other vaginal hysterectomy

Excludes: laparoscopically assisted vaginal hysterectomy (LAVH) ([68.51](#))
radical vaginal hysterectomy ([68.7](#))

68.6 Radical abdominal hysterectomy

Modified radical hysterectomy
Wertheim's operation

Code also any synchronous:
lymph gland dissection ([40.3, 40.5](#))
removal of tubes and ovaries ([65.61-65.64](#))

Excludes: pelvic evisceration ([68.8](#))

68.7 Radical vaginal hysterectomy

Schauta operation

Code also any synchronous:
lymph gland dissection ([40.3, 40.5](#))
removal of tubes and ovaries ([65.61-65.64](#))

68.8 Pelvic evisceration

Removal of ovaries, tubes, uterus, vagina, bladder, and urethra
(with removal of sigmoid colon and rectum)

Code also any synchronous:
colostomy ([46.12-46.13](#))
lymph gland dissection ([40.3, 40.5](#))
urinary diversion ([56.51-56.79](#))

68.9 Other and unspecified hysterectomy

Hysterectomy NOS

Excludes: abdominal hysterectomy, any approach ([68.31-68.39, 68.4, 68.6](#))
vaginal hysterectomy, any approach ([68.51, 68.59, 68.7](#))

69 Other operations on uterus and supporting structures[®]

Code also any application or administration of an adhesion barrier
substance ([99.77](#))

69.0 Dilatation and curettage of uterus

Excludes: aspiration curettage of uterus ([69.51-69.59](#))

69.01 Dilatation and curettage for termination of pregnancy

69.02 Dilatation and curettage following delivery or abortion

69.09 Other dilatation and curettage

Diagnostic D and C

69.1 Excision or destruction of lesion or tissue of uterus and supporting structures

69.19 Other excision or destruction of uterus and supporting structures

Excludes: biopsy of uterine ligamen ([68.14](#))

69.2 Repair of uterine supporting structures

69.21 Interposition operation

Watkins procedure

69.22 Other uterine suspension

Hysteropexy
Manchester operation
Plication of uterine ligament



- 69.23** Vaginal repair of chronic inversion of uterus
- 69.29** Other repair of uterus and supporting structures
- 69.3** Paracervical uterine denervation
- 69.4** Uterine repair
Excludes: repair of current obstetric laceration ([75.50-75.52](#))
- 69.41** Suture of laceration of uterus
- 69.42** Closure of fistula of uterus
Excludes: uterovesical fistulectom ([57.84](#))
- 69.49** Other repair of uterus
 Repair of old obstetric laceration of uterus
- 69.5** Aspiration curettage of uterus
Excludes: menstrual extraction ([69.6](#))
- 69.51** Aspiration curettage of uterus for termination of pregnancy
 Therapeutic abortion NOS
- 69.52** Aspiration curettage following delivery or abortion
- 69.59** Other aspiration curettage of uterus
- 69.6** Menstrual extraction or regulation
- 69.7** Insertion of intrauterine contraceptive device
- 69.9** Other operations on uterus, cervix, and supporting structures
Excludes: obstetric dilation or incision of cervix ([73.1](#), [73.93](#))
- 69.91** Insertion of therapeutic device into uterus
Excludes: insertion of:
 intrauterine contraceptive device ([69.7](#))
 laminaria ([69.93](#))
 obstetric insertion of bag, bougie, or pack ([73.1](#))
- 69.92** Artificial insemination
- 69.93** Insertion of laminaria
- 69.94** Manual replacement of inverted uterus
Excludes: that in immediate postpartal period ([75.94](#))
- 69.95** Incision of cervix
Excludes: that to assist delivery ([73.93](#))
- 69.96** Removal of cerclage material from cervix
- 69.97** Removal of other penetrating foreign body from cervix
Excludes: removal of intraluminal foreign body from cervix ([98.16](#))
- 69.98** Other operations on supporting structures of uterus
Excludes: biopsy of uterine ligamen ([68.14](#))
- 69.99** Other operations on cervix and uterus
Excludes: removal of:
 foreign body ([98.16](#))
 intrauterine contraceptive device ([97.71](#))
 obstetric bag, bougie, or pack ([97.72](#))
 packing ([97.72](#))

- 70 Operations on vagina and cul-de-sac** [®]
 Code also any application or administration of an adhesion barrier substance ([99.77](#))
- 70.0 Culdocentesis**
- 70.1 Incision of vagina and cul-de-sac**
- 70.11 Hymenotomy**
- 70.12 Culdotomy**
- 70.13 Lysis of intraluminal adhesions of vagina**
- 70.14 Other vaginotomy**
 Division of vaginal septum
 Drainage of hematoma of vaginal cuff
- 70.2 Diagnostic procedures on vagina and cul-de-sac**
- 70.21 Vaginoscopy**
- 70.22 Culdoscopy**
- 70.23 Biopsy of cul-de-sac**
- 70.24 Vaginal biopsy**
- 70.29 Other diagnostic procedures on vagina and cul- de-sac**
- 70.3 Local excision or destruction of vagina and cul-de-sac**
- 70.31 Hymenectomy**
- 70.32 Excision or destruction of lesion of cul-de- sac**
 Endometrectomy of cul-de-sac
Excludes: biopsy of cul-de-sac ([70.23](#))
- 70.33 Excision or destruction of lesion of vagina**
*Excludes: biopsy of vagina ([70.24](#))
 vaginal fistulectomy ([70.72-70.75](#))*
- 70.4 Obliteration and total excision of vagina**
 Vaginectomy
Excludes: obliteration of vaginal vault ([70.8](#))
- 70.5 Repair of cystocele and rectocele**
- 70.50 Repair of cystocele and rectocele**
- 70.51 Repair of cystocele**
 Anterior colporrhaphy (with urethrocele repair)
- 70.52 Repair of rectocele**
 Posterior colporrhaphy
- 70.6 Vaginal construction and reconstruction**
- 70.61 Vaginal construction**
- 70.62 Vaginal reconstruction**
- 70.7 Other repair of vagina**
*Excludes: lysis of intraluminal adhesions ([70.13](#))
 repair of current obstetric laceration ([75.69](#))
 that associated with cervical amputation ([67.4](#))*

- 70.71 Suture of laceration of vagina**
- 70.72 Repair of colovaginal fistula**
- 70.73 Repair of rectovaginal fistula**
- 70.74 Repair of other vaginoenteric fistula**
- 70.75 Repair of other fistula of vagina**
Excludes: repair of fistula:
 rectovesicovaginal ([57.83](#))
 ureterovaginal ([56.84](#))
 urethrovaginal ([58.43](#))
 uterovaginal ([69.42](#))
 vesicocervicovaginal ([57.84](#))
 vesicosigmoidovaginal ([57.83](#))
 vesicoureterovaginal ([56.84](#))
 vesicovaginal ([57.84](#))
- 70.76 Hymenorrhaphy**
- 70.77 Vaginal suspension and fixation**
- 70.79 Other repair of vagina**
 Colpoperineoplasty
 Repair of old obstetric laceration of vagina
- 70.8 Obliteration of vaginal vault**
 LeFort operation
- 70.9 Other operations on vagina and cul-de-sac**
- 70.91 Other operations on vagina**
Excludes: insertion of:
 diaphragm ([96.17](#))
 mold ([96.15](#))
 pack ([96.14](#))
 pessary ([96.18](#))
 suppository ([96.49](#))
removal of:
 diaphragm ([97.73](#))
 foreign body ([98.17](#))
 pack ([97.75](#))
 pessary ([97.74](#))
replacement of:
 diaphragm ([97.24](#))
 pack ([97.26](#))
 pessary ([97.25](#))
 vaginal dilation ([96.16](#))
 vaginal douche ([96.44](#))
- 70.92 Other operations on cul-de-sac**
 Obliteration of cul-de-sac
 Repair of vaginal enterocele

- 71 Operations on vulva and perineum** [®]
 Code also any application or administration of an adhesion barrier substance ([99.77](#))
- 71.0 Incision of vulva and perineum**
- 71.01 Lysis of vulvar adhesions**
 - 71.09 Other incision of vulva and perineum**
 Enlargement of introitus NOS
Excludes: removal of foreign body without incision ([98.23](#))
- 71.1 Diagnostic procedures on vulva**
- 71.11 Biopsy of vulva**
 - 71.19 Other diagnostic procedures on vulva**
- 71.2 Operations on Bartholin's gland**
- 71.21 Percutaneous aspiration of Bartholin's gland (cyst)**
 - 71.22 Incision of Bartholin's gland (cyst)**
 - 71.23 Marsupialization of Bartholin's gland (cyst)**
 - 71.24 Excision or other destruction of Bartholin's gland (cyst)**
 - 71.29 Other operations on Bartholin's gland**
- 71.3 Other local excision or destruction of vulva and perineum**
 Division of Skene's gland
Excludes: biopsy of vulva ([71.11](#))
 vulvar fistulectomy ([71.72](#))
- 71.4 Operations on clitoris**
- Amputation of clitoris
 - Clitoridotomy
 - Female circumcision
- 71.5 Radical vulvectomy**
 Code also any synchronous lymph gland dissection ([40.3](#), [40.5](#))
- 71.6 Other vulvectomy**
- 71.61 Unilateral vulvectomy**
 - 71.62 Bilateral vulvectomy**
 Vulvectomy NOS
- 71.7 Repair of vulva and perineum**
- Excludes:* repair of current obstetric laceration ([75.69](#))
- 71.71 Suture of laceration of vulva or perineum**
 - 71.72 Repair of fistula of vulva or perineum**
Excludes: repair of fistula:
 urethroperineal ([58.43](#))
 urethroperineovesical ([57.84](#))
 vaginoperineal ([70.75](#))
 - 71.79 Other repair of vulva and perineum**
 Repair of old obstetric laceration of vulva or perineum

71.8 Other operations on vulva

Excludes: removal of:
foreign body without incision ([98.23](#))
packing ([97.75](#))
replacement of packing ([97.26](#))

71.9 Other operations on female genital organs



13. OBSTETRICAL PROCEDURES (72-75)

72 Forceps, vacuum, and breech delivery

72.0 Low forceps operation

Outlet forceps operation

72.1 Low forceps operation with episiotomy

Outlet forceps operation with episiotomy

72.2 Mid forceps operation

72.21 Mid forceps operation with episiotomy

72.29 Other mid forceps operation

72.3 High forceps operation

72.31 High forceps operation with episiotomy

72.39 Other high forceps operation

72.4 Forceps rotation of fetal head

DeLee maneuver

Key-in-lock rotation

Kielland rotation

Scanzoni's maneuver

Code also any associated forceps extraction ([72.0-72.39](#))

72.5 Breech extraction

72.51 Partial breech extraction with forceps to aftercoming head

72.52 Other partial breech extraction

72.53 Total breech extraction with forceps to aftercoming head

72.54 Other total breech extraction

72.6 Forceps application to aftercoming head

Piper forceps operation

Excludes: partial breech extraction with forceps to aftercoming head ([72.51](#))
total breech extraction with forceps to aftercoming head ([72.53](#))

72.7 Vacuum extraction

Includes: Malström's extraction

72.71 Vacuum extraction with episiotomy

72.79 Other vacuum extraction

72.8 Other specified instrumental delivery

72.9 Unspecified instrumental delivery

73 Other procedures inducing or assisting delivery

73.0 Artificial rupture of membranes

73.01 Induction of labor by artificial rupture of membranes

Surgical induction NOS

Excludes: artificial rupture of membranes after onset of labor ([73.09](#))

73.09 Other artificial rupture of membranes

Artificial rupture of membranes at time of delivery

73.1 Other surgical induction of labor

Induction by cervical dilation

Excludes: Injection for abortion ([75.0](#))

insertion of suppository for abortion ([96.49](#))

73.2 Internal and combined version and extraction

73.21 Internal and combined version without extraction

Version NOS

73.22 Internal and combined version with extraction

73.3 Failed forceps

Application of forceps without delivery

Trial forceps

73.4 Medical induction of labor

Excludes: medication to augment active labor -- omit code

73.5 Manually assisted delivery

73.51 Manual rotation of fetal head

73.59 Other manually assisted delivery

Assisted spontaneous delivery

Crede maneuver

73.6 Episiotomy

Episiotomy

Episiotomy with subsequent episiorrhaphy

Excludes: that with:

high forceps ([72.31](#))

low forceps ([72.1](#))

mid forceps ([72.21](#))

outlet forceps ([72.1](#))

vacuum extraction ([72.71](#))

73.8 Operations on fetus to facilitate delivery

Clavotomy on fetus

Destruction of fetus

Needling of hydrocephalic head

73.9 Other operations assisting delivery

73.91 External version

73.92 Replacement of prolapsed umbilical cord



73.93 Incision of cervix to assist delivery

Dührssen's incisions

73.94 Pubiotomy to assist delivery

Obstetrical symphysiotomy

73.99 Other

Excludes: dilation of cervix, obstetrical to induce labor (73.1)
insertion of bag or bougie to induce labor (73.1)
removal of cerclage material (69.96)

74 Cesarean section and removal of fetus

Code also any synchronous:

hysterectomy (68.3-68.4, 68.6, 68.8)

myomectomy (68.29)

sterilization (66.31-66.39, 66.63)

74.0 Classical cesarean section

Transperitoneal classical cesarean section

74.1 Low cervical cesarean section

Lower uterine segment cesarean section

74.2 Extraperitoneal cesarean section

Supravesical cesarean section

74.3 Removal of extratubal ectopic pregnancy

Removal of:

ectopic abdominal pregnancy

fetus from peritoneal or extraperitoneal cavity following uterine or tubal rupture

Excludes: that by salpingostomy (66.02)
that by salpingotomy (66.01)
that with synchronous salpingectomy (66.62)

74.4 Cesarean section of other specified type

Peritoneal exclusion cesarean section

Transperitoneal cesarean section NOS

Vaginal cesarean section

74.9 Cesarean section of unspecified type

74.91 Hysterotomy to terminate pregnancy

Therapeutic abortion by hysterotomy

74.99 Other cesarean section of unspecified type

Cesarean section NOS

Obstetrical abdominouterotomy

Obstetrical hysterotomy

75 Other obstetric operations

75.0 Intra-amniotic injection for abortion

Injection of:

prostaglandin for induction of abortion

saline for induction of abortion

Termination of pregnancy by intrauterine injection

Excludes: insertion of prostaglandin suppository for abortion (96.49)





New code



Revised code



4th digit required

- 75.1 Diagnostic amniocentesis**
- 75.2 Intrauterine transfusion**
 Exchange transfusion in utero
 Insertion of catheter into abdomen of fetus for transfusion
 Code also any hysterotomy approach ([68.0](#))
- 75.3 Other intrauterine operations on fetus and amnion**
 Code also any hysterotomy approach ([68.0](#))
- 75.31 Amnioscopy**
 Fetoscopy
 Laparoamnioscopy
- 75.32 Fetal EKG (scalp)**
- 75.33 Fetal blood sampling and biopsy**
- 75.34 Other fetal monitoring** 
 Antepartum fetal nonstress test
 Fetal monitoring, not otherwise specified
Excludes: fetal pulse oximetry ([75.38](#))
- 75.35 Other diagnostic procedures on fetus and amnion**
 Intrauterine pressure determination
*Excludes: amniocentesis ([75.1](#))
 diagnostic procedures on gravid uterus and placenta
 ([87.81](#), [88.46](#), [88.78](#), [92.17](#))*
- 75.36 Correction of fetal defect**
- 75.37 Amnioinfusion**
 Code also injection of antibiotic ([99.21](#))
- 75.38 Fetal pulse oximetry** 
 Transcervical fetal oxygen saturation monitoring
 Transcervical fetal SpO₂ monitoring
- 75.4 Manual removal of retained placenta**
*Excludes: aspiration curettage ([69.52](#))
 dilation and curettage ([69.02](#))*
- 75.5 Repair of current obstetric laceration of uterus**
- 75.50 Repair of current obstetric laceration of uterus, not otherwise specified**
- 75.51 Repair of current obstetric laceration of cervix**
- 75.52 Repair of current obstetric laceration of corpus uteri**

75.6 Repair of other current obstetric laceration

75.61 Repair of current obstetric laceration of bladder and urethra

75.62 Repair of current obstetric laceration of rectum and sphincter ani

75.69 Repair of other current obstetric laceration

Episioperineorrhaphy

Repair of:

pelvic floor

perineum

vagina

vulva

Secondary repair of episiotomy

Excludes: repair of routine episiotomy (73.6)

75.7 Manual exploration of uterine cavity, postpartum

75.8 Obstetric tamponade of uterus or vagina

Excludes: antepartum tamponade (73.1)

75.9 Other obstetric operations

75.91 Evacuation of obstetrical incisional hematoma of perineum

Evacuation of hematoma of:

episiotomy perineorrhaphy

75.92 Evacuation of other hematoma of vulva or vagina

75.93 Surgical correction of inverted uterus

Spintelli operation

Excludes: vaginal repair of chronic inversion of uterus (69.23)

75.94 Manual replacement of inverted uterus

75.99 Other

14. OPERATIONS ON THE MUSCULOSKELETAL SYSTEM (76-84)

76 Operations on facial bones and joints

Excludes: *accessory sinuses (22.00-22.9)*
nasal bones (21.00-21.99)
skull (01.01-02.99)

76.0 Incision of facial bone without division

76.01 Sequestrectomy of facial bone
 Removal of necrotic bone chip from facial bone

76.09 Other incision of facial bone
 Reopening of osteotomy site of facial bone
Excludes: *osteotomy associated with orthognathic surgery (76.61-76.69)*
removal of internal fixation device (76.97)

76.1 Diagnostic procedures on facial bones and joints

76.11 Biopsy of facial bone

76.19 Other diagnostic procedures on facial bones and joints
Excludes: *contrast arthrogram of temporomandibular joint (87.13)*
other x-ray (87.11-87.12, 87.14-87.16)

76.2 Local excision or destruction of lesion of facial bone

Excludes: *biopsy of facial bone (76.11)*
excision of odontogenic lesion (24.4)

76.3 Partial ostectomy of facial bone

76.31 Partial mandibulectomy
 Hemimandibulectomy
Excludes: *that associated with temporomandibular arthroplasty (76.5)*

76.39 Partial ostectomy of other facial bone
 Hemimaxillectomy (with bone graft or prosthesis)

76.4 Excision and reconstruction of facial bones

76.41 Total mandibulectomy with synchronous reconstruction

76.42 Other total mandibulectomy

76.43 Other reconstruction of mandible
Excludes: *genioplasty (76.67-76.68)*
that with synchronous total mandibulectomy (76.41)

76.44 Total ostectomy of other facial bone with synchronous reconstruction

76.45 Other total ostectomy of other facial bone

76.46 Other reconstruction of other facial bone
Excludes: *that with synchronous total ostectomy (76.44)*

76.5 Temporomandibular arthroplasty

76.6 Other facial bone repair and orthognathic surgery

Code also any synchronous:

bone graft ([76.91](#))

synthetic implant ([76.92](#))

Excludes: reconstruction of facial bones ([76.41-76.46](#))

76.61 Closed osteoplasty [osteotomy] of mandibular ramus

Gigli saw osteotomy

76.62 Open osteoplasty [osteotomy] of mandibular ramus

76.63 Osteoplasty [osteotomy] of body of mandible

76.64 Other orthognathic surgery on mandible

Mandibular osteoplasty NOS

Segmental or subapical osteotomy

76.65 Segmental osteoplasty [osteotomy] of maxilla

Maxillary osteoplasty NOS

76.66 Total osteoplasty [osteotomy] of maxilla

76.67 Reduction genioplasty

Reduction mentoplasty

76.68 Augmentation genioplasty

Mentoplasty:

NOS

with graft or implant

76.69 Other facial bone repair

Osteoplasty of facial bone NOS

76.7 Reduction of facial fracture

Includes: internal fixation

Code also any synchronous:

bone graft ([76.91](#))

synthetic implant ([76.92](#))

Excludes: that of nasal bones ([21.71-21.72](#))

76.70 Reduction of facial fracture, not otherwise specified

76.71 Closed reduction of malar and zygomatic fracture

76.72 Open reduction of malar and zygomatic fracture

76.73 Closed reduction of maxillary fracture

76.74 Open reduction of maxillary fracture

76.75 Closed reduction of mandibular fracture

76.76 Open reduction of mandibular fracture

76.77 Open reduction of alveolar fracture

Reduction of alveolar fracture with stabilization of teeth

76.78 Other closed reduction of facial fracture

Closed reduction of orbital fracture

Excludes: nasal bone ([21.71](#))

76.79 Other open reduction of facial fracture

Open reduction of orbit rim or wall

Excludes: nasal bone (21.72)

76.9 Other operations on facial bones and joints

76.91 Bone graft to facial bone

Autogenous graft to facial bone

Bone bank graft to facial bone

Heterogenous graft to facial bone

76.92 Insertion of synthetic implant in facial bone

Alloplastic implant to facial bone

76.93 Closed reduction of temporomandibular dislocation

76.94 Open reduction of temporomandibular dislocation

76.95 Other manipulation of temporomandibular joint

76.96 Injection of therapeutic substance into temporomandibular joint

76.97 Removal of internal fixation device from facial bone

Excludes: removal of:

dental wiring (97.33)

external mandibular fixation device NEC (97.36)

76.99 Other

77 Incision, excision, and division of other bones

Excludes: laminectomy for decompression (03.09)

operations on:

accessory sinuses (22.00-22.9)

ear ossicles (19.0-19.55)

facial bones (76.01-76.99)

joint structures (80.00-81.99)

mastoid (19.9-20.99)

nasal bones (21.00-21.99)

skull (01.01-02.99)

The following fourth-digit subclassification is for use with appropriate categories in section 77 to identify the site. Valid fourth-digit categories are in brackets under each code.

0	unspecified site
1	scapula, clavicle, and thorax [ribs and sternum]
2	humerus
3	radius and ulna
4	carpals and metacarpals
5	femur
6	patella
7	tibia and fibula
8	tarsals and metatarsals
9	other
	Pelvic bones
	Phalanges (of foot) (of hand)
	Vertebrae

- 77.0** **Sequestrectomy** ⁴
[\[0-9\]](#)
- 77.1** **Other incision of bone without division** ⁴
[\[0-9\]](#) Reopening of osteotomy site
Excludes: aspiration of bone marrow ([41.31](#), [41.91](#))
removal of internal fixation device ([78.60-78.69](#))
- 77.2** **Wedge osteotomy** ⁴
[\[0-9\]](#) *Excludes:* that for hallux valgus ([77.51](#))
- 77.3** **Other division of bone** ⁴
[\[0-9\]](#) Osteoarthrotomy
Excludes: clavicotomy of fetus ([73.8](#))
laminotomy or incision of vertebra ([03.01-03.09](#))
pubiotomy to assist delivery ([73.94](#))
sternotomy incidental to thoracic operation -- omit code
- 77.4** **Biopsy of bone** ⁴
[\[0-9\]](#)
- 77.5** **Excision and repair of bunion and other toe deformities**
- 77.51** **Bunionectomy with soft tissue correction and osteotomy of the first metatarsal**
- 77.52** **Bunionectomy with soft tissue correction and arthrodesis**
- 77.53** **Other bunionectomy with soft tissue correction**
- 77.54** **Excision or correction of bunionette**
That with osteotomy
- 77.56** **Repair of hammer toe**
Fusion of hammer toe
Phalangectomy (partial) of hammer toe
Filleting of hammer toe
- 77.57** **Repair of claw toe**
Fusion of claw toe
Phalangectomy (partial) of claw toe
Capsulotomy of claw toe
Tendon lengthening of claw toe
- 77.58** **Other excision, fusion and repair of toes**
Cockup toe repair
Overlapping toe repair
That with use of prosthetic materials
- 77.59** **Other bunionectomy**
Resection of hallux valgus joint with insertion of prosthesis
- 77.6** **Local excision of lesion or tissue of bone** ⁴
[\[0-9\]](#) *Excludes:* biopsy of bone ([77.40-77.49](#))
debridement of compound fracture ([79.60-79.69](#))
- 77.7** **Excision of bone for graft** ⁴
[\[0-9\]](#)

77.8 Other partial ostectomy ⁴

[0-9] Condylectomy

Excludes: amputation ([84.00-84.19](#), [84.91](#))
 arthrectomy ([80.90-80.99](#))
 excision of bone ends associated with:
 arthrodesis ([81.00-81.29](#))
 arthroplasty ([81.31-81.87](#))
 excision of cartilage ([80.5-80.6](#), [80.80-80.99](#))
 excision of head of femur with synchronous replacement
 ([81.51-81.53](#))
 hemilaminectomy ([03.01-03.09](#))
 laminectomy ([03.01-03.09](#))
 ostectomy for hallux valgus ([77.51-77.59](#))
 partial amputation:
 finger ([84.01](#))
 thumb ([84.02](#))
 toe ([84.11](#))
 resection of ribs incidental to thoracic operation -- omit code
 that incidental to other operation -- omit code

77.9 Total ostectomy ⁴

[0-9] Excludes: amputation of limb ([84.00-84.19](#), [84.91](#))
 that incidental to other operation -- omit code

78 Other operations on bones, except facial bones

Excludes: operations on:
 accessory sinuses ([22.00-22.9](#))
 facial bones ([76.01-76.99](#))
 joint structures ([80.00-81.99](#))
 nasal bones ([21.00-21.99](#))
 skull ([01.01-02.99](#))

The following fourth-digit subclassification is for use with categories in section 78 to identify the site. Valid fourth- digit categories are in [brackets] under each code.

0	unspecified site
1	scapula, clavicle, and thorax [ribs and sternum]
2	humerus
3	radius and ulna
4	carpals and metacarpals
5	femur
6	patella
7	tibia and fibula
8	tarsals and metatarsals
9	other
	Pelvic bones
	Phalanges (of foot) (of hand)
	Vertebrae

- 78.0 Bone graft** ⁴
[\[0-9\]](#) Bone:
 bank graft
 graft (autogenous) (heterogenous)
 That with debridement of bone graft site (removal of sclerosed, fibrous or necrotic bone or tissue)
 Transplantation of bone
 Code also any excision of bone for graft ([77.70-77.79](#))
Excludes: that for bone lengthening ([78.30-78.39](#))
- 78.1 Application of external fixation device** ⁴
[\[0-9\]](#) Minifixator with insertion of pins/wires/screws into bone
Excludes: other immobilization, pressure, and attention to wound ([93.51-93.59](#))
- 78.2 Limb shortening procedures** ⁴
[\[0,2-5,7-9\]](#) Epiphyseal stapling
 Open epiphysiodesis
 Percutaneous epiphysiodesis
 Resection/osteotomy
- 78.3 Limb lengthening procedures** ⁴
[\[0,2-5,7-9\]](#) Bone graft with or without internal fixation devices or osteotomy
 Distraction technique with or without corticotomy/osteotomy
 Code also any application of an external fixation device ([78.10-78.19](#))
- 78.4 Other repair or plastic operations on bone** ⁴
[\[0-9\]](#) Other operation on bone NEC
 Repair of malunion or nonunion fracture NEC
Excludes: application of external fixation device ([78.10-78.19](#))
 limb lengthening procedures ([78.30-78.39](#))
 limb shortening procedures ([78.20-78.29](#))
 osteotomy ([77.3](#))
 reconstruction of thumb ([82.61-82.69](#))
 repair of pectus deformity ([34.74](#))
 repair with bone graft ([78.00-78.09](#))
- 78.5 Internal fixation of bone without fracture reduction** ⁴
[\[0-9\]](#) Internal fixation of bone (prophylactic)
 Reinsertion of internal fixation device
 Revision of displaced or broken fixation device
Excludes: arthroplasty and arthrodesis ([81.00-81.85](#))
 bone graft ([78.00-78.09](#))
 limb shortening procedures ([78.20-78.29](#))
 that for fracture reduction ([79.10-79.19,79.30-79.59](#))
- 78.6 Removal of implanted devices from bone** ⁴ [®]
[\[0-9\]](#) External fixator device (invasive)
 Internal fixation device
 Removal of bone growth stimulator (invasive)
 Removal of internal limb lengthening device
Excludes: removal of cast, splint, and traction device (Kirschner wire) (Steinmann pin) ([97.88](#))
 removal of skull tongs or halo traction device ([02.95](#))
- 78.7 Osteoclastis** ⁴
[\[0-9\]](#)

78.8 Diagnostic procedures on bone, not elsewhere classified 4

Excludes: *biopsy of bone* ([77.40-77.49](#))
magnetic resonance imaging ([88.94](#))
microscopic examination of specimen from bone ([91.51-91.59](#))
radioisotope scan ([92.14](#))
skeletal x-ray ([87.21-87.29](#), [87.43](#), [88.21-88.33](#))
thermography ([88.83](#))

78.9 Insertion of bone growth stimulator 4

Excludes: *non-invasive (transcutaneous) (surface) stimulator* ([99.86](#))

79 Reduction of fracture and dislocation

Includes: application of cast or splint
 reduction with insertion of traction device (Kirschner wire)
 (Steinmann pin)

Code also any application of external fixation device ([78.10-78.19](#))

Excludes: *external fixation alone for immobilization of fracture*
 ([93.51-93.56](#), [93.59](#))
internal fixation without reduction of fracture ([78.50-78.59](#))
operations on:
facial bones ([76.70-76.79](#))
nasal bones ([21.71-21.72](#))
orbit ([76.78-76.79](#))
skull ([02.02](#))
vertebrae ([03.53](#))
removal of cast or splint ([97.88](#))
replacement of cast or splint ([97.11-97.14](#))
traction alone for reduction of fracture ([93.41-93.46](#))

The following fourth-digit subclassification is for use with appropriate categories in section 79 to identify the site. Valid fourth-digit categories are in [brackets] under each code.

0	unspecified site
1	humerus
2	radius and ulna Arm NOS
3	carpals and metacarpals Hand NOS
4	phalanges of hand
5	femur
6	tibia and fibula Leg NOS
7	tarsals and metatarsals Foot NOS
8	phalanges of foot
9	other specified bone

- 79.0 Closed reduction of fracture without internal fixation** 4
[\[0-9\]](#) *Excludes:* that for separation of epiphysis ([79.40-79.49](#))
- 79.1 Closed reduction of fracture with internal fixation** 4
[\[0-9\]](#) *Excludes:* that for separation of epiphysis ([79.40-79.49](#))
- 79.2 Open reduction of fracture without internal fixation** 4
[\[0-9\]](#) *Excludes:* that for separation of epiphysis ([79.50-79.59](#))
- 79.3 Open reduction of fracture with internal fixation** 4
[\[0-9\]](#) *Excludes:* that for separation of epiphysis ([79.50-79.59](#))
- 79.4 Closed reduction of separated epiphysis** 4
[\[0-2,5,6,9\]](#) Reduction with or without internal fixation
- 79.5 Open reduction of separated epiphysis** 4
[\[0-2,5,6,9\]](#) Reduction with or without internal fixation
- 79.6 Debridement of open fracture site** 4
[\[0-9\]](#) Debridement of compound fracture
- 79.7 Closed reduction of dislocation**
 Includes: closed reduction (with external traction device)
Excludes: closed reduction of dislocation of temporomandibular joint ([76.93](#))
- 79.70 Closed reduction of dislocation of unspecified site**
- 79.71 Closed reduction of dislocation of shoulder**
- 79.72 Closed reduction of dislocation of elbow**
- 79.73 Closed reduction of dislocation of wrist**
- 79.74 Closed reduction of dislocation of hand and finger**
- 79.75 Closed reduction of dislocation of hip**
- 79.76 Closed reduction of dislocation of knee**
- 79.77 Closed reduction of dislocation of ankle**
- 79.78 Closed reduction of dislocation of foot and toe**
- 79.79 Closed reduction of dislocation of other specified sites**
- 79.8 Open reduction of dislocation**
 Includes: open reduction (with internal and external fixation devices)
Excludes: open reduction of dislocation of temporomandibular joint ([76.94](#))
- 79.80 Open reduction of dislocation of unspecified site**
- 79.81 Open reduction of dislocation of shoulder**
- 79.82 Open reduction of dislocation of elbow**
- 79.83 Open reduction of dislocation of wrist**
- 79.84 Open reduction of dislocation of hand and finger**
- 79.85 Open reduction of dislocation of hip**
- 79.86 Open reduction of dislocation of knee**
- 79.87 Open reduction of dislocation of ankle**
- 79.88 Open reduction of dislocation of foot and toe**
- 79.89 Open reduction of dislocation of other specified sites**
- 79.9 Unspecified operation on bone injury** 4
[\[0-9\]](#)

80 Incision and excision of joint structures

Includes: operations on:
 capsule of joint
 cartilage
 condyle
 ligament
 meniscus
 synovial membrane

Excludes: cartilage of:
 ear ([18.01-18.9](#))
 nose ([21.00-21.99](#))
 temporomandibular joint ([76.01-76.99](#))

The following fourth-digit subclassification is for use with appropriate categories in section 80 to identify the site:

0	unspecified site
1	shoulder
2	elbow
3	wrist
4	hand and finger
5	hip
6	knee
7	ankle
8	foot and toe
9	other specified sites
	Spine

80.0 Arthrotomy for removal of prosthesis ⁴

[\[0-9\]](#) Includes: cement spacer

80.1 Other arthrotomy ⁴

[\[0-9\]](#) Arthroostomy

Excludes: that for:
 arthrography ([88.32](#))
 arthroscopy ([80.20-80.29](#))
 injection of drug ([81.92](#))
 operative approach -- omit code

80.2 Arthroscopy ⁴

[\[0-9\]](#)

80.3 Biopsy of joint structure ⁴

[\[0-9\]](#) Aspiration biopsy

80.4 Division of joint capsule, ligament, or cartilage ⁴

[\[0-9\]](#)

Goldner clubfoot release
 Heyman-Herndon(-Strong) correction of metatarsus varus
 Release of:
 adherent or constrictive joint capsule
 joint
 ligament

*Excludes: symphysiotomy to assist delivery (73.94)
that for:
carpal tunnel syndrome (04.43)
tarsal tunnel syndrome (04.44)*

80.5 Excision or destruction of intervertebral disc

80.50 Excision or destruction of intervertebral disc, unspecified
Unspecified as to excision or destruction

80.51 Excision of intervertebral disc

Discectomy
Removal of herniated nucleus pulposus
Level:
cervical
thoracic
lumbar (lumbosacral)
That by laminotomy or hemilaminectomy
That with decompression of spinal nerve root at same level
Requires additional code for any concomitant decompression of
spinal nerve root at different level from excision site
Code also any concurrent spinal fusion (81.00 - 81.09)

*Excludes: that for insertion of (non-fusion) spinal disc replacement
device (84.60 - 84.69)
intervertebral chemonucleolysis (80.52)
laminectomy for exploration of intraspinal canal (03.09)
laminotomy for decompression of spinal nerve root only
(03.09)*

80.52 Intervertebral chemonucleolysis

With aspiration of disc fragments
With diskography
Injection of proteolytic enzyme into intervertebral space
(chymopapain)

*Excludes: injection of anesthetic substance (03.91)
injection of other substances (03.92)*

80.59 Other destruction of intervertebral disc

Destruction NEC
That by laser

80.6 Excision of semilunar cartilage of knee

Excision of meniscus of knee

80.7 Synovectomy 4

[0-9] Complete or partial resection of synovial membrane

Excludes: excision of Baker's cyst (83.39)

80.8 Other local excision or destruction of lesion of joint 4

[0-9]

80.9 Other excision of joint 4

[0-9] *Excludes: cheilectomy of joint (77.80-77.89)
excision of bone ends (77.80-77.89)*

81 Repair and plastic operations on joint structures

81.0 Spinal fusion [®]

Includes: arthrodesis of spine with:
bone graft
internal fixation

Code also any 360 degree spinal fusion by a single incision ([81.61](#))

Code also any insertion of interbody spinal fusion device ([84.51](#))

Code also any insertion of recombinant bone morphogenetic protein ([84.52](#))

Code also the total number of vertebrae fused ([81.62-81.64](#))

Excludes: correction of pseudarthrosis of spine ([81.30- 81.39](#))
refusion of spine ([81.30- 81.39](#))

81.00 Spinal fusion, not otherwise specified

81.01 Atlas-axis spinal fusion

Craniocervical fusion by anterior, transoral, or posterior technique
C1-C2 fusion by anterior, transoral, or posterior technique
Occiput C2 fusion by anterior, transoral, or posterior technique

81.02 Other cervical fusion, anterior technique

Arthrodesis of C2 level or below:
anterior (interbody) technique
anterolateral technique

81.03 Other cervical fusion, posterior technique

Arthrodesis of C2 level or below:
posterior (interbody) technique
posterolateral technique

81.04 Dorsal and dorsolumbar fusion, anterior technique

Arthrodesis of thoracic or thoracolumbar region:
anterior (interbody) technique
anterolateral technique

81.05 Dorsal and dorsolumbar fusion, posterior technique

Arthrodesis of thoracic or thoracolumbar region:
posterior (interbody) technique
posterolateral technique

81.06 Lumbar and lumbosacral fusion, anterior technique

Arthrodesis of lumbar or lumbosacral region:
anterior (interbody) technique
anterolateral technique

81.07 Lumbar and lumbosacral fusion, lateral transverse process technique

81.08 Lumbar and lumbosacral fusion, posterior technique

Arthrodesis of lumbar or lumbosacral region:
posterior (interbody) technique
posterolateral technique

* Delete 81.09

81.1 Arthrodesis of foot and ankle

Includes: arthrodesis of foot and ankle with:
bone graft
external fixation device

81.11 Ankle fusion

Tibiotalar fusion

81.12 Triple arthrodesis

Talus to calcaneus and calcaneus to cuboid and navicular

81.13 Subtalar fusion

81.14 Midtarsal fusion

81.15 Tarsometatarsal fusion

81.16 Metatarsophalangeal fusion

81.17 Other fusion of foot

81.2 Arthrodesis of other joint

Includes: arthrodesis with:
bone graft
external fixation device
excision of bone ends and compression

81.20 Arthrodesis of unspecified joint

81.21 Arthrodesis of hip

81.22 Arthrodesis of knee

81.23 Arthrodesis of shoulder

81.24 Arthrodesis of elbow

81.25 Carporadial fusion

81.26 Metacarpocarpal fusion

81.27 Metacarpophalangeal fusion

81.28 Interphalangeal fusion

81.29 Arthrodesis of other specified joints

81.3 Refusion of spine


Includes: arthrodesis of spine with:
bone graft
internal fixation
correction of pseudarthrosis of spine


Code also any 360 degree spinal refusion by a single incision ([81.61](#))

Code also any insertion of interbody spinal fusion device ([84.51](#))









Code also any insertion of recombinant bone morphogenetic protein ([84.52](#))

Code also the total number of vertebrae fused ([81.62-81.64](#))

81.30 Refusion of spine, not otherwise specified 

81.31 Refusion of atlas-axis spine 

Craniocervical fusion by anterior, transoral, or posterior technique
C1-C2 fusion by anterior, transoral, or posterior technique
Occiput C2 fusion by anterior, transoral, or posterior technique

- 81.32 Refusion of other cervical spine, anterior technique** 
 Arthrodesis of C2 level or below:
 anterior (interbody) technique
 anterolateral technique
- 81.33 Refusion of other cervical spine, posterior technique** 
 Arthrodesis of C2 level or below:
 posterior (interbody) technique
 posterolateral technique
- 81.34 Refusion of dorsal and dorsolumbar spine, anterior technique** 
 Arthrodesis of thoracic or thoracolumbar region:
 anterior (interbody) technique
 anterolateral technique
- 81.35 Refusion of dorsal and dorsolumbar spine, posterior technique** 
 Arthrodesis of thoracic or thoracolumbar region:
 posterior (interbody) technique
 posterolateral technique
- 81.36 Refusion of lumbar and lumbosacral spine, anterior technique** 
 Arthrodesis of lumbar or lumbosacral region:
 anterior (interbody) technique
 anterolateral technique
- 81.37 Refusion of lumbar and lumbosacral spine, lateral transverse process technique** 
 process technique
- 81.38 Refusion of lumbar and lumbosacral spine, posterior technique** 
 Arthrodesis of lumbar or lumbosacral region:
 posterior (interbody) technique
 posterolateral technique
- 81.39 Refusion of spine, not elsewhere classified** 

81.4 Other repair of joint of lower extremity

Includes: arthroplasty of lower extremity with:
 external traction or fixation
 graft of bone (chips) or cartilage
 internal fixation device

- 81.40 Repair of hip, not elsewhere classified**
- 81.42 Five-in-one repair of knee**
 Medial meniscectomy, medial collateral ligament repair, vastus medialis advancement, semitendinosus advancement, and pes anserinus transfer
- 81.43 Triad knee repair**
 Medial meniscectomy with repair of the anterior cruciate ligament and the medial collateral ligament
 O'Donoghue procedure
- 81.44 Patellar stabilization**
 Roux-Goldthwait operation for recurrent dislocation of patella
- 81.45 Other repair of the cruciate ligaments**
- 81.46 Other repair of the collateral ligaments**

81.47 Other repair of knee

81.49 Other repair of ankle

81.5 Joint replacement of lower extremity

Includes: arthroplasty of lower extremity with:
 external traction or fixation
 graft of bone (chips) or cartilage
 internal fixation device or prosthesis
 removal of cement spacer

81.51 Total hip replacement

Replacement of both femoral head and acetabulum by prosthesis
 Total reconstruction of hip

81.52 Partial hip replacement

Bipolar endoprosthesis

81.53 Revision of hip replacement

Partial
 Total

81.54 Total knee replacement

Bicompartmental
 Tricompartmental
 Unicompartmental (hemijoint)

81.55 Revision of knee replacement

Excludes: arthrodesis of knee ([81.22](#))

81.56 Total ankle replacement

81.57 Replacement of joint of foot and toe

81.59 Revision of joint replacement of lower extremity, not elsewhere classified

81.6 Other procedures on spine

Note: Number of vertebrae

The vertebral spine consists of 25 vertebrae in the following order and number:

Cervical: C1 (atlas), C2 (axis), C3, C4, C5, C6, C7

Thoracic or Dorsal: T1, T2, T3, T4, T5, T6, T7, T8, T9, T10, T11, T12

Lumbar and Sacral: L1, L2, L3, L4, L5, S1

Codes should report only one code from the series [81.62 or 81.63 or 81.64](#) to show the total number of vertebrae fused on the patient.

Code also the level and approach of the fusion or refusion ([81.00-81.08](#), [81.30-81.39](#))

81.61 360 degree spinal fusion, single incision approach 

That by a single incision but fusing or refusing both anterior and posterior spine

Code also refusion of spine ([81.30 - 81.39](#))

Code also spinal fusion ([81.00 - 81.08](#))

Code also the total number of vertebrae fused ([81.62-81.64](#))

81.62 Fusion or refusion of 2-3 vertebrae

81.63 Fusion or refusion of 4- 8 vertebrae

81.64 Fusion or refusion of 9 or more vertebrae

81.65 Vertebroplasty

Injection of bone void filler (cement) (polymethylmethacrylate) (PMMA) into the diseased or fractured vertebral body

Excludes: kyphoplasty (81.66)

81.66 Kyphoplasty

Insertion of inflatable balloon, bone tamp, or other device to create a cavity for partial restoration of height of diseased or fractured vertebral body prior to injection of bone void filler (cement)(polymethylmethacrylate) (PMMA)

Excludes: vertebroplasty (81.65)

81.7 Arthroplasty and repair of hand, fingers and wrist

Includes: arthroplasty of hand and finger with:
external traction or fixation
graft of bone (chips) or cartilage
internal fixation device or prosthesis

Excludes: operations on muscle, tendon and fascia of hand (82.01-82.99)

81.71 Arthroplasty of metacarpophalangeal and interphalangeal joint with implant

81.72 Arthroplasty of metacarpophalangeal and interphalangeal joint without implant

81.73 Total wrist replacement

81.74 Arthroplasty of carpocarpal or carpometacarpal joint with implant

81.75 Arthroplasty of carpocarpal or carpometacarpal joint without implant

81.79 Other repair of hand, fingers and wrist

81.8 Arthroplasty and repair of shoulder and elbow

Includes: arthroplasty of upper limb NEC with:
external traction or fixation
graft of bone (chips) or cartilage
internal fixation device or prosthesis

81.80 Total shoulder replacement

81.81 Partial shoulder replacement

81.82 Repair of recurrent dislocation of shoulder

81.83 Other repair of shoulder
Revision of arthroplasty of shoulder

81.84 Total elbow replacement

81.85 Other repair of elbow

81.9 Other operations on joint structures

81.91 Arthrocentesis

Joint aspiration

Excludes: that for:

arthrography (88.32)

biopsy of joint structure (80.30-80.39)

injection of drug (81.92)

81.92 Injection of therapeutic substance into joint or ligament

81.93 Suture of capsule or ligament of upper extremity

Excludes: that associated with arthroplasty ([81.71-81.75](#),
[81.80-81.81](#), [81.84](#))

81.94 Suture of capsule or ligament of ankle and foot

Excludes: that associated with arthroplasty ([81.56-81.59](#))

81.95 Suture of capsule or ligament of other lower extremity

Excludes: that associated with arthroplasty ([81.51-81.55](#), [81.59](#))

81.96 Other repair of joint

81.97 Revision of joint replacement of upper extremity

Partial

Removal of cement spacer

Total

81.98 Other diagnostic procedures on joint structures

Excludes: arthroscopy ([80.20-80.29](#))

biopsy of joint structure (80.30-80.39)

*microscopic examination of specimen from joint
(91.51-91.59)*

thermography (88.83)

x-ray (87.21-87.29, 88.21-88.33)

81.99 Other

82 Operations on muscle, tendon, and fascia of hand

Includes: operations on:

aponeurosis

synovial membrane (tendon sheath)

tendon sheath

82.0 Incision of muscle, tendon, fascia, and bursa of hand

82.01 Exploration of tendon sheath of hand

Incision of tendon sheath of hand

Removal of rice bodies in tendon sheath of hand

Excludes: division of tendon ([82.11](#))

82.02 Myotomy of hand

Excludes: myotomy for division ([82.19](#))

82.03 Bursotomy of hand

82.04 Incision and drainage of palmar or thenar space

82.09 Other incision of soft tissue of hand

Excludes: incision of skin and subcutaneous tissue alone ([86.01-86.09](#))

82.1 Division of muscle, tendon, and fascia of hand

82.11 Tenotomy of hand

Division of tendon of hand

82.12 Fasciotomy of hand

Division of fascia of hand

82.19 Other division of soft tissue of hand

Division of muscle of hand

82.2 Excision of lesion of muscle, tendon, and fascia of hand

82.21 Excision of lesion of tendon sheath of hand

Ganglionectomy of tendon sheath (wrist)

82.22 Excision of lesion of muscle of hand

82.29 Excision of other lesion of soft tissue of hand

Excludes: excision of lesion of skin and subcutaneous tissue ([86.21-86.3](#))

82.3 Other excision of soft tissue of hand

Code also any skin graft ([86.61-86.62](#), [86.73](#))

Excludes: excision of skin and subcutaneous tissue ([86.21-86.3](#))

82.31 Bursectomy of hand

82.32 Excision of tendon of hand for graft

82.33 Other tenonectomy of hand

Tenosynovectomy of hand

Excludes: excision of lesion of:
tendon ([82.29](#))
sheath ([82.21](#))

82.34 Excision of muscle or fascia of hand for graft

82.35 Other fasciectomy of hand

Release of Dupuytren's contracture

Excludes: excision of lesion of fascia ([82.29](#))

82.36 Other myectomy of hand

Excludes: excision of lesion of muscle ([82.22](#))

82.39 Other excision of soft tissue of hand

Excludes: excision of skin ([86.21-86.3](#))
excision of soft tissue lesion ([82.29](#))

82.4 Suture of muscle, tendon, and fascia of hand

82.41 Suture of tendon sheath of hand

82.42 Delayed suture of flexor tendon of hand

82.43 Delayed suture of other tendon of hand

82.44 Other suture of flexor tendon of hand

Excludes: delayed suture of flexor tendon of hand ([82.42](#))

82.45 Other suture of other tendon of hand

Excludes: delayed suture of other tendon of hand ([82.43](#))

82.46 Suture of muscle or fascia of hand

82.5 Transplantation of muscle and tendon of hand

82.51 Advancement of tendon of hand

82.52 Recession of tendon of hand

82.53 Reattachment of tendon of hand

82.54 Reattachment of muscle of hand

82.55 Other change in hand muscle or tendon length

82.56 Other hand tendon transfer or transplantation

Excludes: pollicization of thumb ([82.61](#))
transfer of finger, except thumb ([82.81](#))

82.57 Other hand tendon transposition

82.58 Other hand muscle transfer or transplantation

82.59 Other hand muscle transposition

82.6 Reconstruction of thumb

Includes: digital transfer to act as thumb

Code also any amputation for digital transfer ([84.01](#), [84.11](#))

82.61 Pollicization operation carrying over nerves and blood supply

82.69 Other reconstruction of thumb

"Cocked-hat" procedure [skin flap and bone]

Grafts:

bone to thumb

skin (pedicle) to thumb

82.7 Plastic operation on hand with graft or implant

82.71 Tendon pulley reconstruction

Reconstruction for opponensplasty

82.72 Plastic operation on hand with graft of muscle or fascia

82.79 Plastic operation on hand with other graft or implant

Tendon graft to hand

82.8 Other plastic operations on hand

82.81 Transfer of finger, except thumb

Excludes: pollicization of thumb ([82.61](#))

82.82 Repair of cleft hand

82.83 Repair of macrodactyly

82.84 Repair of mallet finger

82.85 Other tenodesis of hand

Tendon fixation of hand NOS

82.86 Other tenoplasty of hand

Myotenoplasty of hand

82.89 Other plastic operations on hand

Plication of fascia
Repair of fascial hernia

Excludes: that with graft or implant ([82.71-82.79](#))

82.9 Other operations on muscle, tendon, and fascia of hand

Excludes: diagnostic procedures on soft tissue of hand ([83.21-83.29](#))

82.91 Lysis of adhesions of hand

Freeing of adhesions of fascia, muscle, and tendon of hand

Excludes: decompression of carpal tunnel ([04.43](#))
that by stretching or manipulation only ([93.26](#))

82.92 Aspiration of bursa of hand

82.93 Aspiration of other soft tissue of hand

Excludes: skin and subcutaneous tissue ([86.01](#))

82.94 Injection of therapeutic substance into bursa of hand

82.95 Injection of therapeutic substance into tendon of hand

82.96 Other injection of locally-acting therapeutic substance into soft tissue of hand

Excludes: subcutaneous or intramuscular injection ([99.11-99.29](#))

82.99 Other operations on muscle, tendon, and fascia of hand

83 Operations on muscle, tendon, fascia, and bursa, except hand

Includes: operations on:

aponeurosis
synovial membrane of bursa and tendon sheaths
tendon sheaths

Excludes: diaphragm ([34.81-34.89](#))
hand ([82.01-82.99](#))
muscles of eye ([15.01-15.9](#))

83.0 Incision of muscle, tendon, fascia, and bursa

83.01 Exploration of tendon sheath

Incision of tendon sheath
Removal of rice bodies from tendon sheath

83.02 Myotomy

Excludes: cricopharyngeal myotomy ([29.31](#))

83.03 Bursotomy

Removal of calcareous deposit of bursa

Excludes: aspiration of burs (percutaneous) ([83.94](#))

83.09 Other incision of soft tissue

Incision of fascia

Excludes: incision of skin and subcutaneous tissue alone ([86.01-86.09](#))

83.1 Division of muscle, tendon, and fascia

83.11 Achillotomomy

83.12 Adductor tenotomy of hip

83.13 Other tenotomy

- Aponeurotomy
- Division of tendon
- Tendon release
- Tendon transection
- Tenotomy for thoracic outlet decompression

83.14 Fasciotomy

- Division of fascia
- Division of iliotibial band
- Fascia stripping
- Release of Volkmann's contracture by fasciotomy

83.19 Other division of soft tissue

- Division of muscle
- Muscle release
- Myotomy for thoracic outlet decompression
- Myotomy with division
- Scalenotomy
- Transection of muscle

83.2 Diagnostic procedures on muscle, tendon, fascia, and bursa, including that of hand

83.21 Biopsy of soft tissue

- Excludes: biopsy of chest wall (34.23)
biopsy of skin and subcutaneous tissue (86.11)*

83.29 Other diagnostic procedures on muscle, tendon, fascia, and bursa, including that of hand

- Excludes: microscopic examination of specimen (91.51-91.59)
soft tissue x-ray (87.09, 87.38-87.39, 88.09, 88.35, 88.37)
thermography of muscle (88.84)*

83.3 Excision of lesion of muscle, tendon, fascia, and bursa

- Excludes: biopsy of soft tissue (83.21)*

83.31 Excision of lesion of tendon sheath

- Excision of ganglion of tendon sheath, except of hand

83.32 Excision of lesion of muscle

- Excision of:
 - heterotopic bone
 - muscle scar for release of Volkmann's contracture
 - myositis ossificans

83.39 Excision of lesion of other soft tissue

- Excision of Baker's cyst

- Excludes: bursectomy (83.5)
excision of lesion of skin and subcutaneous tissue (86.3)
synovectomy (80.70-80.79)*

83.4 Other excision of muscle, tendon, and fascia

83.41 Excision of tendon for graft

83.42 Other tenectomy

Excision of:
aponeurosis
tendon sheath
Tenosynovectomy

83.43 Excision of muscle or fascia for graft

83.44 Other fasciectomy

83.45 Other myectomy
Debridement of muscle NOS
Scalenectomy

83.49 Other excision of soft tissue

83.5 Bursectomy

83.6 Suture of muscle, tendon, and fascia

83.61 Suture of tendon sheath

83.62 Delayed suture of tendon

83.63 Rotator cuff repair

83.64 Other suture of tendon

Achillorrhaphy
Aponeurorrhaphy

Excludes: delayed suture of tendon ([83.62](#))

83.65 Other suture of muscle or fascia

Repair of diastasis recti

83.7 Reconstruction of muscle and tendon

Excludes: reconstruction of muscle and tendon associated with arthroplasty

83.71 Advancement of tendon

83.72 Recession of tendon

83.73 Reattachment of tendon

83.74 Reattachment of muscle

83.75 Tendon transfer or transplantation

83.76 Other tendon transposition

83.77 Muscle transfer or transplantation

Release of Volkmann's contracture by muscle transplantation

83.79 Other muscle transposition

83.8 Other plastic operations on muscle, tendon, and fascia

Excludes: plastic operations on muscle, tendon, and fascia associated with arthroplasty

83.81 Tendon graft

83.82 Graft of muscle or fascia

- 83.83 Tendon pulley reconstruction**
- 83.84 Release of clubfoot, not elsewhere classified**
Evans operation on clubfoot
- 83.85 Other change in muscle or tendon length**
Hamstring lengthening
Heel cord shortening
Plastic achillotomy
Tendon plication
- 83.86 Quadricepsplasty**
- 83.87 Other plastic operations on muscle**
Musculoplasty
Myoplasty
- 83.88 Other plastic operations on tendon**
Myotenoplasty
Tendon fixation
Tenodesis
Tenoplasty
- 83.89 Other plastic operations on fascia**
Fascia lengthening
Fascioplasty
Plication of fascia

83.9 Other operations on muscle, tendon, fascia, and bursa

Excludes: nonoperative:

manipulation (93.25-93.29)

stretching (93.27-93.29)

83.91 Lysis of adhesions of muscle, tendon, fascia, and bursa

Excludes: that for tarsal tunnel syndrome (04.44)

83.92 Insertion or replacement of skeletal muscle stimulator[®]

Implantation, insertion, placement, or replacement of skeletal muscle:

electrodes

stimulator

83.93 Removal of skeletal muscle stimulator

83.94 Aspiration of bursa

83.95 Aspiration of other soft tissue

Excludes: that of skin and subcutaneous tissue (86.01)

83.96 Injection of therapeutic substance into bursa

83.97 Injection of therapeutic substance into tendon

83.98 Injection of locally-acting therapeutic substance into other soft tissue

Excludes: subcutaneous or intramuscular injection (99.11-99.29)

83.99 Other operations on muscle, tendon, fascia, and bursa

Suture of bursa



84 Other procedures on musculoskeletal system

84.0 Amputation of upper limb

Excludes: revision of amputation stump (84.3)

84.00 Upper limb amputation, not otherwise specified

- Closed flap amputation of upper limb NOS
- Kineplastic amputation of upper limb NOS
- Open or guillotine amputation of upper limb NOS
- Revision of current traumatic amputation of upper limb NOS

84.01 Amputation and disarticulation of finger

Excludes: ligation of supernumerary finge (86.26)

84.02 Amputation and disarticulation of thumb

84.03 Amputation through hand

- Amputation through carpals

84.04 Disarticulation of wrist

84.05 Amputation through forearm

- Forearm amputation

84.06 Disarticulation of elbow

84.07 Amputation through humerus

- Upper arm amputation

84.08 Disarticulation of shoulder

84.09 Interthoracoscapular amputation

- Forequarter amputation

84.1 Amputation of lower limb

Excludes: revision of amputation stump (84.3)

84.10 Lower limb amputation, not otherwise specified

- Closed flap amputation of lower limb NOS
- Kineplastic amputation of lower limb NOS
- Open or guillotine amputation of lower limb NOS
- Revision of current traumatic amputation of lower limb NOS

84.11 Amputation of toe[®]

- Amputation through metatarsophalangeal joint
- Disarticulation of toe
- Metatarsal head amputation
- Ray amputation of foot (disarticulation of the metatarsal head of the toe extending across the forefoot just proximal to the metatarsophalangeal crease)

Excludes: ligation of supernumerary toe (86.26)









84.12 Amputation through foot[®]


- Amputation of forefoot
- Amputation through middle of foot
- Chopart's amputation
- Midtarsal amputation
- Transmetatarsal amputation (amputation of the forefoot, including all the toes)

Excludes: Ray amputation of foot (84.11)

- 84.13 Disarticulation of ankle**
- 84.14 Amputation of ankle through malleoli of tibia and fibula**
- 84.15 Other amputation below knee**
Amputation of leg through tibia and fibula NOS
- 84.16 Disarticulation of knee**
Batch, Spittler, and McFaddin amputation
Mazet amputation
S.P. Roger's amputation
- 84.17 Amputation above knee**
Amputation of leg through femur
Amputation of thigh
Conversion of below-knee amputation into above-knee amputation
Supracondylar above-knee amputation
- 84.18 Disarticulation of hip**
- 84.19 Abdominopelvic amputation**
Hemipelvectomy
Hindquarter amputation
- 84.2 Reattachment of extremity**
 - 84.21 Thumb reattachment**
 - 84.22 Finger reattachment**
 - 84.23 Forearm, wrist, or hand reattachment**
 - 84.24 Upper arm reattachment**
Reattachment of arm NOS
 - 84.25 Toe reattachment**
 - 84.26 Foot reattachment**
 - 84.27 Lower leg or ankle reattachment**
Reattachment of leg NOS
 - 84.28 Thigh reattachment**
 - 84.29 Other reattachment**
- 84.3 Revision of amputation stump**
Reamputation of stump
Secondary closure of stump
Trimming of stump
Excludes: revision of current traumatic amputation [revision by further amputation of current injury] (84.00-84.19, 84.91)
- 84.4 Implantation or fitting of prosthetic limb device**
 - 84.40 Implantation or fitting of prosthetic limb device, not otherwise specified**
 - 84.41 Fitting of prosthesis of upper arm and shoulder**
 - 84.42 Fitting of prosthesis of lower arm and hand**
 - 84.43 Fitting of prosthesis of arm, not otherwise specified**
 - 84.44 Implantation of prosthetic device of arm**

- 84.45 Fitting of prosthesis above knee**
- 84.46 Fitting of prosthesis below knee**
- 84.47 Fitting of prosthesis of leg, not otherwise specified**
- 84.48 Implantation of prosthetic device of leg**
- 84.5 Implantation of other musculoskeletal devices and substances**
Excludes: insertion of (non-fusion) spinal disc replacement device (84.60 - 84.69)
- 84.51 Insertion of interbody spinal fusion device** ✨
 Insertion of: cages (carbon, ceramic, metal, plastic or titanium)
 interbody fusion cage
 synthetic cages or spacers
 threaded bone dowels
 Code also refusion of spine ([81.30 - 81.39](#))
 Code also spinal fusion ([81.00 - 81.08](#))
- 84.52 Insertion of recombinant bone morphogenetic protein** ✨
 rhBMP
 That via collagen sponge, coral, ceramic and other carriers
 Code also primary procedure performed:
 fracture repair ([79.00-79.99](#))
 spinal fusion ([81.00 - 81.08](#))
 spinal refusion ([81.30 - 81.39](#))
- 84.53 Implantation of internal limb lengthening device with kinetic distraction** ✨
 Code also limb lengthening procedure ([78.30 - 78.39](#))
- 84.54 Implantation of other internal limb lengthening device** ✨
 Implantation of internal limb lengthening device, Not Otherwise Specified (NOS)
 Code also limb lengthening procedure ([78.30 - 78.39](#))
- 84.55 Insertion of bone void filler** ✨
 Insertion of:
 acrylic cement (PMMA)
 bone void cement
 calcium based bone void filler
 polymethylmethacrylate (PMMA)
*Excludes: that with kyphoplasty ([81.66](#))
 that with vertebroplasty ([81.65](#))*
- 84.59 Insertion of other spinal devices** ✨
- 84.6 Replacement of spinal disc**
 Includes: non-fusion arthroplasty of the spine with insertion of artificial disc prosthesis
- 84.60 Insertion of spinal disc prosthesis, not otherwise specified** ✨
 Replacement of spinal disc, NOS
 Includes: discectomy (discectomy)

- 84.61 Insertion of partial spinal disc prosthesis, cervical** 
 Nuclear replacement device, cervical
 Partial artificial disc prosthesis (flexible), cervical
 Replacement of nuclear disc (nucleus pulposus), cervical
 Includes: diskectomy (discectomy)
- 84.62 Insertion of total spinal disc prosthesis, cervical** 
 Replacement of cervical spinal disc, NOS
 Replacement of total spinal disc, cervical
 Total artificial disc prosthesis (flexible), cervical
 Includes: diskectomy (discectomy)
- 84.63 Insertion of spinal disc prosthesis, thoracic** 
 Artificial disc prosthesis (flexible), thoracic
 Replacement of thoracic spinal disc, partial or total
 Includes: diskectomy (discectomy)
- 84.64 Insertion of partial spinal disc prosthesis, lumbosacral** 
 Nuclear replacement device, lumbar
 Partial artificial disc prosthesis (flexible), lumbar
 Replacement of nuclear disc (nucleus pulposus), lumbar
 Includes: diskectomy (discectomy)
- 84.65 Insertion of total spinal disc prosthesis, lumbosacral** 
 Replacement of lumbar spinal disc, NOS
 Replacement of total spinal disc, lumbar
 Total artificial disc prosthesis (flexible), lumbar
 Includes: diskectomy (discectomy)
- 84.66 Revision or replacement of artificial spinal disc prosthesis, cervical** 
 Removal of (partial) (total) spinal disc prosthesis with
 synchronous insertion of new (partial) (total) spinal disc
 prosthesis, cervical
 Repair of previously inserted spinal disc prosthesis, cervical
- 84.67 Revision or replacement of artificial spinal disc prosthesis, thoracic** 
 Removal of (partial) (total) spinal disc prosthesis with
 synchronous insertion of new (partial) (total) spinal disc
 prosthesis, thoracic
 Repair of previously inserted spinal disc prosthesis, thoracic
- 84.68 Revision or replacement of artificial spinal disc prosthesis, lumbosacral** 
 Removal of (partial) (total) spinal disc prosthesis with
 synchronous insertion of new (partial)(total) spinal disc
 prosthesis, lumbosacral
 Repair of previously inserted spinal disc prosthesis, lumbosacral

84.69 Revision or replacement of artificial spinal disc prosthesis, 
not otherwise specified

Removal of (partial) (total) spinal disc prosthesis with synchronous
insertion of new (partial)(total) spinal disc prosthesis
Repair of previously inserted spinal disc prosthesis

84.9 Other operations on musculoskeletal system

Excludes: nonoperative manipulation ([93.25-93.29](#))

84.91 Amputation, not otherwise specified

84.92 Separation of equal conjoined twins

84.93 Separation of unequal conjoined twins

Separation of conjoined twins NOS

84.99 Other



15. OPERATIONS ON THE INTEGUMENTARY SYSTEM (85-86)

85 Operations on the breast

Includes: operations on the skin and subcutaneous tissue of:
 breast female or male
 previous mastectomy site female or male
 revision of previous mastectomy site

85.0 Mastotomy

Incision of breast (skin)

Mammotomy

Excludes: aspiration of breast (85.91)
 removal of implant (85.94)

85.1 Diagnostic procedures on breast

85.11 Closed [percutaneous] [needle] biopsy of breast

85.12 Open biopsy of breast

85.19 Other diagnostic procedures on breast

Excludes: mammary ductogram (87.35)
 mammography NEC (87.37)
 manual examination (89.36)
 microscopic examination of specimen (91.61-91.69)
 thermography (88.85)
 ultrasonography (88.73)
 xerography (87.36)

85.2 Excision or destruction of breast tissue

Excludes: mastectomy (85.41-85.48)
 reduction mammoplasty (85.31-85.32)

85.20 Excision or destruction of breast tissue, not otherwise specified

85.21 Local excision of lesion of breast

Lumpectomy

Removal of area of fibrosis from breast

Excludes: biopsy of breast (85.11-85.12)

85.22 Resection of quadrant of breast

85.23 Subtotal mastectomy

Excludes: quadrant resection (85.22)

85.24 Excision of ectopic breast tissue

Excision of accessory nipple

85.25 Excision of nipple

Excludes: excision of accessory nipple (85.24)

85.3 Reduction mammoplasty and subcutaneous mammeectomy

85.31 Unilateral reduction mammoplasty

Unilateral:
 amputative mammoplasty
 size reduction mammoplasty

85.32 Bilateral reduction mammoplasty

Amputative mammoplasty
 Reduction mammoplasty (for gynecomastia)

85.33 Unilateral subcutaneous mammeectomy with synchronous implant

Excludes: that without synchronous implant (85.34)

85.34 Other unilateral subcutaneous mammeectomy

Removal of breast tissue with preservation of skin and nipple
 Subcutaneous mammeectomy NOS

85.35 Bilateral subcutaneous mammeectomy with synchronous implant

Excludes: that without synchronous implant (85.36)

85.36 Other bilateral subcutaneous mammeectomy

85.4 Mastectomy

85.41 Unilateral simple mastectomy

Mastectomy:
 NOS
 complete

85.42 Bilateral simple mastectomy

Bilateral complete mastectomy

85.43 Unilateral extended simple mastectomy

Extended simple mastectomy NOS
 Modified radical mastectomy
 Simple mastectomy with excision of regional lymph nodes

85.44 Bilateral extended simple mastectomy

85.45 Unilateral radical mastectomy

Excision of breast, pectoral muscles, and regional lymph nodes
 [axillary, clavicular, supraclavicular]
 Radical mastectomy NOS

85.46 Bilateral radical mastectomy

85.47 Unilateral extended radical mastectomy

Excision of breast, muscles, and lymph nodes [axillary, clavicular,
 supraclavicular, internal mammary, and mediastinal]
 Extended radical mastectomy NOS

85.48 Bilateral extended radical mastectomy

85.5 Augmentation mammoplasty

Excludes: that associated with subcutaneous mammeectomy (85.33, 85.35)

85.50 Augmentation mammoplasty, not otherwise specified

85.51 Unilateral injection into breast for augmentation

85.52 Bilateral injection into breast for augmentation
Injection into breast for augmentation NOS

85.53 Unilateral breast implant

85.54 Bilateral breast implant
Breast implant NOS

85.6 Mastopexy

85.7 Total reconstruction of breast

85.8 Other repair and plastic operations on breast

Excludes: that for:

augmentation (85.50-85.54)

reconstruction (85.7)

reduction (85.31-85.32)

85.81 Suture of laceration of breast

85.82 Split-thickness graft to breast

85.83 Full-thickness graft to breast

85.84 Pedicle graft to breast

85.85 Muscle flap graft to breast

85.86 Transposition of nipple

85.87 Other repair or reconstruction of nipple

85.89 Other mammoplasty

85.9 Other operations on the breast

85.91 Aspiration of breast

Excludes: percutaneous biopsy of breast (85.11)

85.92 Injection of therapeutic agent into breast

Excludes: that for augmentation of breast (85.51-85.52)

85.93 Revision of implant of breast

85.94 Removal of implant of breast

85.95 Insertion of breast tissue expander

Insertion (soft tissue) of tissue expander (one or more) under muscle or platysma to develop skin flaps for donor use

85.96 Removal of breast tissue expander

85.99 Other

86 Operations on skin and subcutaneous tissue

Includes: operations on:

hair follicles

male perineum

nails

sebaceous glands

subcutaneous fat pads

sudoriferous glands

superficial fossae



Excludes: those on skin of:

- anus ([49.01-49.99](#))
- breast (mastectomy site) ([85.0-85.99](#))
- ear ([18.01-18.9](#))
- eyebrow ([08.01-08.99](#))
- eyelid ([08.01-08.99](#))
- female perineum ([71.01-71.9](#))
- lips ([27.0-27.99](#))
- nose ([21.00-21.99](#))
- penis ([64.0-64.99](#))
- scrotum ([61.0-61.99](#))
- vulva ([71.01-71.9](#))

86.0 Incision of skin and subcutaneous tissue

86.01 Aspiration of skin and subcutaneous tissue

Aspiration of:

- abscess of nail, skin, or subcutaneous tissue
- hematoma of nail, skin, or subcutaneous tissue
- seroma of nail, skin, or subcutaneous tissue

86.02 Injection or tattooing of skin lesion or defect

- Injection of filling material
- Insertion of filling material
- Pigmenting of skin of filling material

86.03 Incision of pilonidal sinus or cyst

Excludes: marsupialization ([86.21](#))

86.04 Other incision with drainage of skin and subcutaneous tissue

Excludes: drainage of:

- fascial compartments of face and mouth ([27.0](#))
- palmar or thenar space ([82.04](#))
- pilonidal sinus or cyst ([86.03](#))

86.05 Incision with removal of foreign body or device from skin[®] and subcutaneous tissue

- Removal of loop recorder
- Removal of neurostimulator pulse generator (single array, dual array)
- Removal of tissue expander(s) from skin or soft tissue other than breast tissue

Excludes: removal of foreign body without incision ([98.20-98.29](#))

86.06 Insertion of totally implantable infusion pump

Code also any associated catheterization

Excludes: insertion of totally implantable vascular access device ([86.07](#))

86.07 Insertion of totally implantable vascular access device [VAD]

Totally implanted port

Excludes: insertion of totally implantable infusion pump ([86.06](#))

86.09 Other incision of skin and subcutaneous tissue [®]

Creation of loop recorder pocket, new site and insertion/relocation of device
 Creation of pocket for implantable, patient-activated cardiac event recorder and insertion/relocation of device
 Creation of thalamic stimulator pulse generator pocket, new site
 Escharotomy
 Exploration:
 sinus tract, skin
 superficial fossa
 Relocation of subcutaneous device pocket NEC
 Reopening subcutaneous pocket for device revision without replacement
 Undercutting of hair follicle

Excludes: that of:

cardiac pacemaker pocket, new site (37.79)
fascial compartments of face and mouth (27.0)

86.1 Diagnostic procedures on skin and subcutaneous tissue

86.11 Biopsy of skin and subcutaneous tissue

86.19 Other diagnostic procedures on skin and subcutaneous tissue

Excludes: microscopic examination of specimen from skin and subcutaneous tissue (91.61-91.79)

86.2 Excision or destruction of lesion or tissue of skin and subcutaneous tissue

86.21 Excision of pilonidal cyst or sinus

Marsupialization of cyst

Excludes: incision of pilonidal cyst or sinus (86.03)

86.22 Excisional debridement of wound, infection, or burn

Removal by excision of:
 devitalized tissue
 necrosis
 slough

Excludes: debridement of:

abdominal wall (wound) (54.3)
bone (77.60-77.69)
muscle (83.45)
 of hand (82.36)
nail (bed) (fold) (86.27)
nonexcisional debridement of wound, infection, or burn (86.28)
open fracture site (79.60-79.69)
pedicle or flap graft (86.75)

86.23 Removal of nail, nail bed, or nail fold

86.24 Chemosurgery of skin

Chemical peel of skin

86.25 Dermabrasion

That with laser

Excludes: [dermabrasion of wound to remove embedded debris \(86.28\)](#)

86.26 Ligation of dermal appendage

Excludes: [excision of preauricula appendage \(18.29\)](#)

86.27 Debridement of nail, nail bed, or nail fold

Removal of:
necrosis
slough

Excludes: [removal of nail, nail bed, or nail fold \(86.23\)](#)

86.28 Nonexcisional debridement of wound, infection or burn[®]

Debridement NOS
Maggot therapy
Removal of devitalized tissue, necrosis and slough by such methods as:
brushing
irrigation (under pressure)
scrubbing
washing

86.3 Other local excision or destruction of lesion or tissue of skin and subcutaneous tissue

Destruction of skin by:
cauterization
cryosurgery
fulguration
laser beam
That with Z-plasty

Excludes: [adipectomy \(86.83\)](#)
[biopsy of skin \(86.11\)](#)
[wide or radical excision of skin \(86.4\)](#)
[Z-plasty without excision \(86.84\)](#)

86.4 Radical excision of skin lesion

Wide excision of skin lesion involving underlying or adjacent structure
Code also any lymph node dissection [\(40.3-40.5\)](#)

86.5 Suture or other closure of skin and subcutaneous tissue

86.51 Replantation of scalp

86.59 Closure of skin and subcutaneous tissue of other sites

Adhesives (surgical) (tissue)
Staples
Sutures

Excludes: [application of adhesive strips \(butterfly\) - omit code](#)

86.6 Free skin graft

Includes: excision of skin for autogenous graft

Excludes: [construction or reconstruction of:
penis \(64.43-64.44\)
trachea \(31.75\)
vagina \(70.61-70.62\)](#)

86.60 Free skin graft, not otherwise specified

86.61 Full-thickness skin graft to hand

Excludes: heterograft ([86.65](#))
homograft ([86.66](#))

86.62 Other skin graft to hand

Excludes: heterograft ([86.65](#))
homograft ([86.66](#))

86.63 Full-thickness skin graft to other sites

Excludes: heterograft ([86.65](#))
homograft ([86.66](#))

86.64 Hair transplant

Excludes: hair follicle transplant to eyebrow or eyelash ([08.63](#))

86.65 Heterograft to skin

Pigskin graft
Porcine graft

Excludes: application of dressing only ([93.57](#))

86.66 Homograft to skin

Graft to skin of:
amniotic membrane from donor skin from donor

86.67 Dermal regenerative graft

Artificial skin, NOS
Creation of "neodermis"
Decellularized allodermis
Integumentary matrix implants
Prosthetic implant of dermal layer of skin
Regenerate dermal layer of skin

Excludes: heterograft to skin ([86.65](#))
homograft to skin ([86.66](#))

86.69 Other skin graft to other sites

Excludes: heterograft ([86.65](#))
homograft ([86.66](#))

86.7 Pedicle grafts or flaps

Excludes: construction or reconstruction of:
penis ([64.43-64.44](#))
trachea ([31.75](#))
vagina ([70.61-70.62](#))

86.70 Pedicle or flap graft, not otherwise specified


86.71 Cutting and preparation of pedicle grafts or flaps

Elevation of pedicle from its bed
Flap design and raising
Partial cutting of pedicle or tube
Pedicle delay

Excludes: pollicization or digita transfer ([82.61](#), [82.81](#))
revision of pedicle ([86.75](#))


86.72 Advancement of pedicle graft

- 86.73 Attachment of pedicle or flap graft to hand**
Excludes: pollicization or digita transfer (82.61, 82.81)
- 86.74 Attachment of pedicle or flap graft to other sites**
 Attachment by:
 advanced flap
 double pedicled flap
 pedicle graft
 rotating flap
 sliding flap
 tube graft
- 86.75 Revision of pedicle or flap graft**
 Debridement of pedicle or flap graft
 Defatting of pedicle or flap graft
- 86.8 Other repair and reconstruction of skin and subcutaneous tissue**
- 86.81 Repair for facial weakness**
- 86.82 Facial rhytidectomy**
 Face lift
Excludes: rhytidectomy of eyelid (08.86-08.87)
- 86.83 Size reduction plastic operation**
 Liposuction
 Reduction of adipose tissue of:
 abdominal wall (pendulous)
 arms (batwing)
 buttock
 thighs (trochanteric lipomatosis)
Excludes: breast (85.31-85.32)
- 86.84 Relaxation of scar or web contracture of skin**
 Z-plasty of skin
Excludes: Z-plasty with excision of lesio (86.3)
- 86.85 Correction of syndactyly**
- 86.86 Onychoplasty**
- 86.89 Other repair and reconstruction of skin and subcutaneous tissue**
Excludes: mentoplasty (76.67-76.68)
- 86.9 Other operations on skin and subcutaneous tissue**
- 86.91 Excision of skin for graft**
 Excision of skin with closure of donor site
Excludes: that with graft at sam operative episode (86.60- 86.69)
- 86.92 Electrolysis and other epilation of skin**
Excludes: epilation of eyelid (08.91-08.93)
- 86.93 Insertion of tissue expander**
 Insertion (subcutaneous) (soft tissue) of expander(one or more) in scalp (subgaleal space), face, neck, trunk except breast, and upper and lower extremities for development of skin flaps for donor use
*Excludes: flap graft preparation (86.71)
 tissue expander, breast (85.95)*

86.94 Insertion or replacement of single array neurostimulator pulse generator 


Pulse generator (single array, single channel) for intracranial, spinal, and peripheral neurostimulator

Code also any associated lead implantation ([02.93](#),[03.93](#),[04.92](#))

86.95 Insertion or replacement of dual array neurostimulator pulse generator 

Pulse generator (dual array, dual channel) for intracranial, spinal, and peripheral neurostimulator

Code also any associated lead implantation ([02.93](#),[03.93](#),[04.92](#))

86.96 Insertion or replacement of other neurostimulator pulse generator 

Code also any associated lead implantation ([02.93](#),[03.93](#),[04.92](#))

Excludes: insertion of dual array neurostimulator pulse generator ([86.95](#))

insertion of single array neurostimulator pulse generator ([86.94](#))

86.99 Other

Excludes: removal of sutures from:

abdomen ([97.83](#))

head and neck ([97.38](#))

thorax ([97.43](#))

trunk NEC ([97.84](#))

wound catheter:

irrigation ([96.58](#))

replacement ([97.15](#))

16. MISCELLANEOUS DIAGNOSTIC AND THERAPEUTIC PROCEDURES (87-99)

87 Diagnostic Radiology

87.0 Soft tissue x-ray of face, head, and neck

Excludes: angiography (88.40-88.68)

87.01 Pneumoencephalogram

87.02 Other contrast radiogram of brain and skull

- Pneumocisternogram
- Pneumoventriculogram
- Posterior fossa myelogram

87.03 Computerized axial tomography of head

- C.A.T. scan of head

87.04 Other tomography of head

87.05 Contrast dacryocystogram

87.06 Contrast radiogram of nasopharynx

87.07 Contrast laryngogram

87.08 Cervical lymphangiogram

87.09 Other soft tissue x-ray of face, head, and neck

- Noncontrast x-ray of:
 - adenoid
 - larynx
 - nasolacrimal duct
 - nasopharynx
 - salivary gland
 - thyroid region
 - uvula

Excludes: x-ray study of eye (95.14)

87.1 Other x-ray of face, head, and neck

Excludes: angiography (88.40-88.68)

87.11 Full-mouth x-ray of teeth

87.12 Other dental x-ray

- Orthodontic cephalogram or cephalometrics
- Panorex examination of mandible
- Root canal x-ray

87.13 Temporomandibular contrast arthrogram

87.14 Contrast radiogram of orbit

87.15 Contrast radiogram of sinus

87.16 Other x-ray of facial bones

- X-ray of:
 - frontal area
 - mandible
 - maxilla



nasal sinuses
 nose
 orbit
 supraorbital area
 symphysis menti
 zygomaticomaxillary complex

- 87.17 Other x-ray of skull**
 Lateral projection of skull
 Sagittal projection
 Tangential projection

87.2 X-ray of spine

- 87.21 Contrast myelogram**
87.22 Other x-ray of cervical spine
87.23 Other x-ray of thoracic spine
87.24 Other x-ray of lumbosacral spine
 Sacrococcygeal x-ray
87.29 Other x-ray of spine
 Spinal x-ray NOS

87.3 Soft tissue x-ray of thorax

- Excludes:* *angiocardiology (88.50-88.58)*
angiography (88.40-88.68)
- 87.31 Endotracheal bronchogram**
87.32 Other contrast bronchogram
 Transcricoid bronchogram
87.33 Mediastinal pneumogram
87.34 Intrathoracic lymphangiogram
87.35 Contrast radiogram of mammary ducts
87.36 Xerography of breast
87.37 Other mammography
87.38 Sinogram of chest wall
 Fistulogram of chest wall
87.39 Other soft tissue x-ray of chest wall

87.4 Other x-ray of thorax

- Excludes:* *angiocardiology (88.50-88.58)*
angiography (88.40-88.68)
- 87.41 Computerized axial tomography of thorax**
 C.A.T. scan of thorax
 Crystal line scan of x-ray beam of thorax
 Electronic subtraction of thorax
 Photoelectric response of thorax
 Tomography with use of computer, x-rays, and camera of thorax
- 87.42 Other tomography of thorax**
 Cardiac tomogram

- 87.43 X-ray of ribs, sternum, and clavicle**
Examination for:
cervical rib
fracture
- 87.44 Routine chest x-ray, so described**
X-ray of chest NOS
- 87.49 Other chest x-ray**
X-ray of:
bronchus NOS
diaphragm NOS
heart NOS
lung NOS
mediastinum NOS
trachea NOS
- 87.5 Biliary tract x-ray**
 - 87.51 Percutaneous hepatic cholangiogram**
 - 87.52 Intravenous cholangiogram**
 - 87.53 Intraoperative cholangiogram**
 - 87.54 Other cholangiogram**
 - 87.59 Other biliary tract x-ray**
Cholecystogram
- 87.6 Other x-ray of digestive system**
 - 87.61 Barium swallow**
 - 87.62 Upper GI series**
 - 87.63 Small bowel series**
 - 87.64 Lower GI series**
 - 87.65 Other x-ray of intestine**
 - 87.66 Contrast pancreatogram**
 - 87.69 Other digestive tract x-ray**
- 87.7 X-ray of urinary system**
Excludes: angiography of renal vessels (88.45, 88.65)
 - 87.71 Computerized axial tomography of kidney**
C.A.T. scan of kidney
 - 87.72 Other nephrotomogram**
 - 87.73 Intravenous pyelogram**
Diuretic infusion pyelogram
 - 87.74 Retrograde pyelogram**
 - 87.75 Percutaneous pyelogram**
 - 87.76 Retrograde cystourethrogram**
 - 87.77 Other cystogram**
 - 87.78 Ileal conduitogram**
 - 87.79 Other x-ray of the urinary system**
KUB x-ray

- 87.8 X-ray of female genital organs**
 - 87.81 X-ray of gravid uterus**
Intrauterine cephalometry by x-ray
 - 87.82 Gas contrast hysterosalpingogram**
 - 87.83 Opaque dye contrast hysterosalpingogram**
 - 87.84 Percutaneous hystrogram**
 - 87.85 Other x-ray of fallopian tubes and uterus**
 - 87.89 Other x-ray of female genital organs**
- 87.9 X-ray of male genital organs**
 - 87.91 Contrast seminal vesiculogram**
 - 87.92 Other x-ray of prostate and seminal vesicles**
 - 87.93 Contrast epididymogram**
 - 87.94 Contrast vasogram**
 - 87.95 Other x-ray of epididymis and vas deferens**
 - 87.99 Other x-ray of male genital organs**
- 88 Other diagnostic radiology and related techniques**
 - 88.0 Soft tissue x-ray of abdomen**
Excludes: angiography (88.40-88.68)
 - 88.01 Computerized axial tomography of abdomen**
C.A.T. scan of abdomen
Excludes: C.A.T. scan of kidney (87.71)
 - 88.02 Other abdomen tomography**
Excludes: nephrotomogram (87.72)
 - 88.03 Sinogram of abdominal wall**
Fistulogram of abdominal wall
 - 88.04 Abdominal lymphangiogram**
 - 88.09 Other soft tissue x-ray of abdominal wall**
 - 88.1 Other x-ray of abdomen**
 - 88.11 Pelvic opaque dye contrast radiography**
 - 88.12 Pelvic gas contrast radiography**
Pelvic pneumoperitoneum
 - 88.13 Other peritoneal pneumogram**
 - 88.14 Retroperitoneal fistulogram**
 - 88.15 Retroperitoneal pneumogram**
 - 88.16 Other retroperitoneal x-ray**
 - 88.19 Other x-ray of abdomen**
Flat plate of abdomen
 - 88.2 Skeletal x-ray of extremities and pelvis**
Excludes: contrast radiogram of joint (88.32)

- 88.21 Skeletal x-ray of shoulder and upper arm
- 88.22 Skeletal x-ray of elbow and forearm
- 88.23 Skeletal x-ray of wrist and hand
- 88.24 Skeletal x-ray of upper limb, not otherwise specified
- 88.25 Pelvimetry
- 88.26 Other skeletal x-ray of pelvis and hip
- 88.27 Skeletal x-ray of thigh, knee, and lower leg
- 88.28 Skeletal x-ray of ankle and foot
- 88.29 Skeletal x-ray of lower limb, not otherwise specified
- 88.3 Other x-ray
 - 88.31 Skeletal series
 - X-ray of whole skeleton
 - 88.32 Contrast arthrogram
 - Excludes:* that of temporomandibular joint ([87.13](#))
 - 88.33 Other skeletal x-ray
 - Excludes:* skeletal x-ray of:
 - extremities and pelvis ([88.21-88.29](#))
 - face, head, and neck ([87.11-87.17](#))
 - spine ([87.21-87.29](#))
 - thorax ([87.43](#))
 - 88.34 Lymphangiogram of upper limb
 - 88.35 Other soft tissue x-ray of upper limb
 - 88.36 Lymphangiogram of lower limb
 - 88.37 Other soft tissue x-ray of lower limb
 - Excludes:* femoral angiography ([88.48,88.66](#))
 - 88.38 Other computerized axial tomography
 - C.A.T. scan NOS
 - Excludes:* C.A.T. scan of:
 - abdomen ([88.01](#))
 - head ([87.03](#))
 - kidney ([87.71](#))
 - thorax ([87.41](#))
 - 88.39 X-ray, other and unspecified
- 88.4 Arteriography using contrast material
 - Includes: angiography of arteries
 - arterial puncture for injection of contrast material
 - radiography of arteries (by fluoroscopy)
 - retrograde arteriography
 - The fourth-digit subclassification identifies the site to be viewed, not the site of injection.
 - Excludes:* arteriography using:
 - radioisotopes or radionuclides ([92.01-92.19](#))
 - ultrasound ([88.71-88.79](#))
 - fluorescein angiography of eye ([95.12](#))

- 88.40 Arteriography using contrast material, unspecified site**
- 88.41 Arteriography of cerebral arteries**
 Angiography of:
 basilar artery
 carotid (internal)
 posterior cerebral circulation
 vertebral artery
- 88.42 Aortography**
 Arteriography of aorta and aortic arch
- 88.43 Arteriography of pulmonary arteries**
- 88.44 Arteriography of other intrathoracic vessels**
Excludes: angiocardiography (88.50-88.58)
 arteriography of coronary arteries (88.55-88.57)
- 88.45 Arteriography of renal arteries**
- 88.46 Arteriography of placenta**
 Placentogram using contrast material
- 88.47 Arteriography of other intra-abdominal arteries**
- 88.48 Arteriography of femoral and other lower extremity arteries**
- 88.49 Arteriography of other specified sites**
- 88.5 Angiocardiography using contrast material**
 Includes: arterial puncture and insertion of arterial catheter for injection
 of contrast material
 cineangiocardiography
 selective angiocardiography
 Code also synchronous cardiac catheterization (37.21-37.23)
Excludes: angiography of pulmonary vessels (88.43, 88.62)
- 88.50 Angiocardiography, not otherwise specified**
- 88.51 Angiocardiography of venae cavae**
 Inferior vena cavography
 Phlebography of vena cava (inferior) (superior)
- 88.52 Angiocardiography of right heart structures**
 Angiocardiography of:
 pulmonary valve
 right atrium
 right ventricle (outflow tract)
Excludes: that combined with left heart angiocardiography (88.54)
- 88.53 Angiocardiography of left heart structures**
 Angiocardiography of:
 aortic valve
 left atrium
 left ventricle (outflow tract)
Excludes: that combined with right heart angiocardiography (88.54)
- 88.54 Combined right and left heart angiocardiography**

- 88.55** **Coronary arteriography using a single catheter**
 Coronary arteriography by Sones technique
 Direct selective coronary arteriography
 using a single catheter
- 88.56** **Coronary arteriography using two catheters**
 Coronary arteriography by:
 Judkins technique
 Ricketts and Abrams technique
 Direct selective coronary arteriography using two catheters
- 88.57** **Other and unspecified coronary arteriography**
 Coronary arteriography NOS
- 88.58** **Negative-contrast cardiac roentgenography**
 Cardiac roentgenography with injection of carbon dioxide

88.6 Phlebography

Includes: angiography of veins
 radiography of veins (by fluoroscopy)
 retrograde phlebography
 venipuncture for injection of contrast material
 venography using contrast material

Note: The fourth-digit subclassification ([88.60-88.67](#)) identifies the site to be viewed, not the site of injection.

Excludes: angiography using:
 radioisotopes or radionuclides ([92.01-92.19](#))
 ultrasound ([88.71-88.79](#))
 fluorescein angiography of eye ([95.12](#))

- 88.60 Phlebography using contrast material, unspecified site**
- 88.61 Phlebography of veins of head and neck using contrast material**
- 88.62 Phlebography of pulmonary veins using contrast material**
- 88.63 Phlebography of other intrathoracic veins using contrast material**
- 88.64 Phlebography of the portal venous system using contrast material**
 Splenoportogram (by splenic arteriography)
- 88.65 Phlebography of other intra-abdominal veins using contrast material**
- 88.66 Phlebography of femoral and other lower extremity veins using contrast material**
- 88.67 Phlebography of other specified sites using contrast material**
- 88.68 Impedance phlebography**



88.7 Diagnostic ultrasound [®]

Includes: Echography
 Non-invasive ultrasound
 Ultrasonic angiography
 Ultrasonography

Excludes: intravascular imaging (adjunctive) (IVUS) ([00.21-00.29](#))
 therapeutic ultrasound ([00.01 -00.09](#))

- 88.71 Diagnostic ultrasound of head and neck**
 Determination of midline shift of brain
 Echoencephalography
Excludes: eye ([95.13](#))
- 88.72 Diagnostic ultrasound of heart** ®
 Echocardiography
 Transesophageal echocardiography
Excludes: echocardiography of heart chambers ([37.28](#))
 intracardiac echocardiography (ICE) ([37.28](#))
 intravascular (IVUS) imaging of coronary vessels ([00.24](#))
- 88.73 Diagnostic ultrasound of other sites of thorax**
 Aortic arch ultrasonography
 Breast ultrasonography
 Lung ultrasonography
- 88.74 Diagnostic ultrasound of digestive system**
- 88.75 Diagnostic ultrasound of urinary system**
- 88.76 Diagnostic ultrasound of abdomen and retroperitoneum**
- 88.77 Diagnostic ultrasound of peripheral vascular system**
 Deep vein thrombosis ultrasonic scanning
- 88.78 Diagnostic ultrasound of gravid uterus**
 Intrauterine cephalometry:
 echo
 ultrasonic
 Placental localization by ultrasound
- 88.79 Other diagnostic ultrasound**
 Ultrasonography of:
 multiple sites
 nongravid uterus
 total body
- 88.8 Thermography**
- 88.81 Cerebral thermography**
- 88.82 Ocular thermography**
- 88.83 Bone thermography**
 Osteoarticular thermography
- 88.84 Muscle thermography**
- 88.85 Breast thermography**
- 88.86 Blood vessel thermography**
 Deep vein thermography
- 88.89 Thermography of other sites**
 Lymph gland thermography
 Thermography NOS
- 88.9 Other diagnostic imaging**
- 88.90 Diagnostic imaging, not elsewhere classified**
- 88.91 Magnetic resonance imaging of brain and brain stem** ®

*Excludes: intraoperative magnetic resonance imaging (88.96)
real-time magnetic resonance imaging (88.96)*

- 88.92 Magnetic resonance imaging of chest and myocardium**
For evaluation of hilar and mediastinal lymphadenopathy
- 88.93 Magnetic resonance imaging of spinal canal** 
Spinal cord levels:
 cervical
 thoracic
 lumbar (lumbosacral)
Spinal cord
Spine
- 88.94 Magnetic resonance imaging of musculoskeletal**
Bone marrow blood supply
Extremities (upper) (lower)
- 88.95 Magnetic resonance imaging of pelvis, prostate, and bladder**
- 88.96 Other intraoperative magnetic resonance imaging** 
iMRI
Real-time magnetic resonance imaging
- 88.97 Magnetic resonance imaging of other and unspecified sites**
Abdomen
Eye orbit
Face
Neck
- 88.98 Bone mineral density studies**
Dual photon absorptiometry
Quantitative computed tomography (CT) studies
Radiographic densitometry
Single photon absorptiometry
- 89 Interview, evaluation, consultation, and examination**
- 89.0 Diagnostic interview, consultation, and evaluation**
Excludes: psychiatric diagnostic interview (94.11-94.19)
- 89.01 Interview and evaluation, described as brief**
Abbreviated history and evaluation
- 89.02 Interview and evaluation, described as limited**
Interval history and evaluation
- 89.03 Interview and evaluation, described as comprehensive**
History and evaluation of new problem
- 89.04 Other interview and evaluation**
- 89.05 Diagnostic interview and evaluation, not otherwise specified**
- 89.06 Consultation, described as limited**
Consultation on a single organ system
- 89.07 Consultation, described as comprehensive**
- 89.08 Other consultation**



89.09 Consultation, not otherwise specified

**89.1 Anatomic and physiologic measurements and manual examinations
-- nervous system and sense organs**

Excludes: ear examination ([95.41-95.49](#))
eye examination ([95.01-95.26](#))
the listed procedures when done as part of a general physical
examination ([89.7](#))

89.10 Intracarotid amobarbital test

Wada test

89.11 Tonometry

89.12 Nasal function study

Rhinomanometry

89.13 Neurologic examination

89.14 Electroencephalogram

Excludes: that with polysomnogram ([89.17](#))

89.15 Other nonoperative neurologic function tests

89.16 Transillumination of newborn skull

89.17 Polysomnogram

Sleep recording

89.18 Other sleep disorder function tests

Multiple sleep latency test [MSLT]

89.19 Video and radio-telemetered electroencephalographic monitoring

Radiographic EEG monitoring

Video EEG monitoring

**89.2 Anatomic and physiologic measurements and manual examinations
-- genitourinary system**

Excludes: the listed procedures when done as part of a general physical
examination ([89.7](#))

89.21 Urinary manometry

Manometry through:

indwelling ureteral catheter

nephrostomy

pyelostomy

ureterostomy

89.22 Cystometrogram

89.23 Urethral sphincter electromyogram

89.24 Uroflowmetry [UFR]

89.25 Urethral pressure profile [UPP]

89.26 Gynecological examination

Pelvic examination



89.29 Other nonoperative genitourinary system measurements

Bioassay of urine
Renal clearance
Urine chemistry

89.3 Other anatomic and physiologic measurements and manual examinations

Excludes: the listed procedures when done as part of a general physical examination (89.7)

89.31 Dental examination

Oral mucosal survey
Periodontal survey

89.32 Esophageal manometry

89.33 Digital examination of enterostomy stoma

Digital examination of colostomy stoma

89.34 Digital examination of rectum

89.35 Transillumination of nasal sinuses

89.36 Manual examination of breast

89.37 Vital capacity determination

89.38 Other nonoperative respiratory measurements

Plethysmography for measurement of respiratory function
Thoracic impedance plethysmography

89.39 Other nonoperative measurements and examinations

14 C-Urea breath test
Basal metabolic rate [BMR]
Gastric:
analysis
function NEC

*Excludes: body measurement (93.07)
cardiac tests (89.41-89.69)
fundus photography (95.11)
limb length measurement (93.06)*

89.4 Cardiac stress tests, pacemaker and defibrillator checks

89.41 Cardiovascular stress test using treadmill

89.42 Masters' two-step stress test

89.43 Cardiovascular stress test using bicycle ergometer


89.44 Other cardiovascular stress test

Thallium stress test with or without transesophageal pacing

89.45 Artificial pacemaker rate check [®]

Artificial pacemaker function check NOS
Bedside device check of pacemaker or cardiac resynchronization
pacemaker [CRT-P]
Interrogation only without arrhythmia induction

*Excludes: electrophysiologic studies [EPS] (37.26)
non-invasive programmed electrical stimulation [NIPS]
(arrhythmia induction) (37.26)*


- 89.46 Artificial pacemaker artifact wave form check**
- 89.47 Artificial pacemaker electrode impedance check**
- 89.48 Artificial pacemaker voltage or amperage threshold check**
- 89.49 Automatic implantable cardioverter/defibrillator (AICD) check** 
 - Bedside check of an AICD or cardiac resynchronization defibrillator [CRT-D]
 - Checking pacing thresholds of device
 - Interrogation only without arrhythmia induction

Excludes: electrophysiologic studies [EPS] (37.26)
non-invasive programmed electrical stimulation [NIPS] (arrhythmia induction) (37.26)
- 89.5 Other nonoperative cardiac and vascular diagnostic procedures**

Excludes: fetal EKG (75.32)


 - 89.50 Ambulatory cardiac monitoring**
 - Analog devices [Holter-type]
 - 89.51 Rhythm electrocardiogram**
 - Rhythm EKG (with one to three leads)
 - 89.52 Electrocardiogram**
 - ECG NOS
 - EKG (with 12 or more leads)
 - 89.53 Vectorcardiogram (with ECG)**
 - 89.54 Electrographic monitoring**
 - Telemetry

Excludes: ambulatory cardiac monitoring (89.50)
electrographic monitoring during surgery -- omit code
 - 89.55 Phonocardiogram with ECG lead**
 - 89.56 Carotid pulse tracing with ECG lead**

Excludes: oculoplethysmography (89.58)
 - 89.57 Apexcardiogram (with ECG lead)**
 - 89.58 Plethysmogram** 
 - Penile plethysmography with nerve stimulation

Excludes: plethysmography (for):
measurement of respiratory function (89.38)
thoracic impedance (89.38)
 - 89.59 Other nonoperative cardiac and vascular measurements**
- 89.6 Circulatory monitoring**

Excludes: electrocardiographic monitoring during surgery -- omit code

 - 89.60 Continuous intra-arterial blood gas monitoring** 
 - Insertion of blood gas monitoring system and continuous monitoring of blood gases through an intra-arterial sensor
 - 89.61 Systemic arterial pressure monitoring**
 - 89.62 Central venous pressure monitoring**

89.63 Pulmonary artery pressure monitoring

Excludes: pulmonary artery wedge monitoring (89.64)

89.64 Pulmonary artery wedge monitoring

Pulmonary capillary wedge [PCW] monitoring
Swan-Ganz catheterization

89.65 Measurement of systemic arterial blood gases

Excludes: continuous intra-arterial blood gas monitoring (89.60)

89.66 Measurement of mixed venous blood gases

89.67 Monitoring of cardiac output by oxygen consumption technique

Fick method

89.68 Monitoring of cardiac output by other technique

Cardiac output monitor by thermodilution indicator

89.69 Monitoring of coronary blood flow

Coronary blood flow monitoring by coincidence counting technique

89.7 General physical examination

89.8 Autopsy

90 Microscopic examination-I

The following fourth-digit subclassification is for use with categories in section 90 to identify type of examination:

1	bacterial smear
2	culture
3	culture and sensitivity
4	parasitology
5	toxicology
6	cell block and Papanicolaou smear
9	other microscopic examination

90.0 Microscopic examination of specimen from nervous system and of spinal fluid 4

90.1 Microscopic examination of specimen from endocrine gland, not elsewhere classified 4

90.2 Microscopic examination of specimen from eye 4

90.3 Microscopic examination of specimen from ear, nose, throat, and larynx 4

90.4 Microscopic examination of specimen from trachea, bronchus, pleura, lung, and other thoracic specimen, and of sputum 4

90.5 Microscopic examination of blood 4

90.6 Microscopic examination of specimen from spleen and of bone marrow 4

90.7 Microscopic examination of specimen from lymph node and of lymph 4

90.8 Microscopic examination of specimen from upper gastrointestinal tract and of vomitus 4

90.9 Microscopic examination of specimen from lower gastrointestinal tract and of stool 4



91 Microscopic examination-II

The following fourth-digit subclassification is for use with categories in section 91 to identify type of examination

1	bacterial smear
2	culture
3	culture and sensitivity
4	parasitology
5	toxicology
6	cell block and Papanicolaou smear
9	other microscopic examination

91.0 Microscopic examination of specimen from liver, biliary tract, and pancreas 4

91.1 Microscopic examination of peritoneal and retroperitoneal specimen 4

91.2 Microscopic examination of specimen from kidney, ureter, perirenal and periureteral tissue 4

91.3 Microscopic examination of specimen from bladder, urethra, prostate, seminal vesicle, perivesical tissue, and of urine and semen 4

91.4 Microscopic examination of specimen from female genital tract 4

Amnionic sac
Fetus

91.5 Microscopic examination of specimen from musculoskeletal system and of joint fluid 4

Microscopic examination of:

bone
bursa
cartilage
fascia
ligament
muscle
synovial membrane
tendon

91.6 Microscopic examination of specimen from skin and other integument 4

Microscopic examination of:

hair
nails
skin

Excludes: mucous membrane -- code to organ site that of operative wound (91.70-91.79)

91.7 Microscopic examination of specimen from operative wound 4

91.8 Microscopic examination of specimen from other site 4

91.9 Microscopic examination of specimen from unspecified site 4

92 Nuclear medicine

92.0 Radioisotope scan and function study

92.01 Thyroid scan and radioisotope function studies

- Iodine-131 uptake
- Protein-bound iodine
- Radio-iodine uptake

92.02 Liver scan and radioisotope function study

92.03 Renal scan and radioisotope function study

- Renal clearance study

92.04 Gastrointestinal scan and radioisotope function study

- Radio-cobalt B12 Schilling test
- Radio-iodinated triolein study

92.05 Cardiovascular and hematopoietic scan and radioisotope function study

- Bone marrow scan or function study
- Cardiac output scan or function study
- Circulation time scan or function study
- Radionuclide cardiac ventriculogram scan or function study
- Spleen scan or function study

92.09 Other radioisotope function studies

92.1 Other radioisotope scan

92.11 Cerebral scan

- Pituitary

92.12 Scan of other sites of head

Excludes: eye (95.16)

92.13 Parathyroid scan

92.14 Bone scan

92.15 Pulmonary scan

92.16 Scan of lymphatic system

92.17 Placental scan

92.18 Total body scan

92.19 Scan of other sites

92.2 Therapeutic radiology and nuclear medicine

Excludes: that for:

ablation of pituitary gland (07.64-07.69)

destruction of chorioretinal lesion (14.26-14.27)

92.21 Superficial radiation

- Contact radiation [up to 150 KVP]

92.22 Orthovoltage radiation

- Deep radiation [200-300 KVP]



92.23 Radioisotopic teleradiotherapy

Teleradiotherapy using:
cobalt-60
iodine-125
radioactive cesium

92.24 Teleradiotherapy using photons

Megavoltage NOS
Supervoltage NOS
Use of:
Betatron
linear accelerator

92.25 Teleradiotherapy using electrons

Beta particles

92.26 Teleradiotherapy of other particulate radiation

Neutrons
Protons NOS

92.27 Implantation or insertion of radioactive elements

Intravascular brachytherapy
Code also incision of site

92.28 Injection or instillation of radioisotopes [®]

Injection or infusion of radioimmunoconjugate
Intracavitary injection or instillation
Intravenous injection or instillation
Iodine-131 [I-131] tositumomab
Radioimmunotherapy
Yttrium-90 [Y-90] ibritumomab tiuxetan

92.29 Other radiotherapeutic procedure

92.3 Stereotactic radiosurgery

Code also stereotactic head frame application [\(93.59\)](#)

Excludes: stereotactic biopsy

92.30 Stereotactic radiosurgery, not otherwise specified

92.31 Single source photon radiosurgery

High energy x-rays
Linear accelerator (LINAC)

92.32 Multi-source photon radiosurgery

Cobalt 60 radiation
Gamma irradiation

92.33 Particulate radiosurgery

Particle beam radiation (cyclotron)
Proton accelerator

92.39 Stereotactic radiosurgery, not elsewhere classified

93 Physical therapy, respiratory therapy, rehabilitation, and related procedures

93.0 Diagnostic physical therapy

93.01 Functional evaluation

93.02 Orthotic evaluation

93.03 Prosthetic evaluation

93.04 Manual testing of muscle function

93.05 Range of motion testing

93.06 Measurement of limb length

93.07 Body measurement

Girth measurement

Measurement of skull circumference

93.08 Electromyography

Excludes: eye EMG (95.25)

that with polysomnogram (89.17)

urethral sphincter EMG (89.23)

93.09 Other diagnostic physical therapy procedure

93.1 Physical therapy exercises

93.11 Assisting exercise

Excludes: assisted exercise in pool (93.31)

93.12 Other active musculoskeletal exercise

93.13 Resistive exercise

93.14 Training in joint movements

93.15 Mobilization of spine

93.16 Mobilization of other joints

Excludes: manipulation of temporomandibular joint (76.95)

93.17 Other passive musculoskeletal exercise

93.18 Breathing exercise

93.19 Exercise, not elsewhere classified

93.2 Other physical therapy musculoskeletal manipulation

93.21 Manual and mechanical traction

Excludes: skeletal traction (93.43-93.44)

skin traction (93.45-93.46)

spinal traction (93.41-93.42)

93.22 Ambulation and gait training

93.23 Fitting of orthotic device

93.24 Training in use of prosthetic or orthotic device

Training in crutch walking

93.25 Forced extension of limb

93.26 Manual rupture of joint adhesions



- 93.27 **Stretching of muscle or tendon**
- 93.28 **Stretching of fascia**
- 93.29 **Other forcible correction of deformity**
- 93.3 **Other physical therapy therapeutic procedures**
 - 93.31 **Assisted exercise in pool**
 - 93.32 **Whirlpool treatment**
 - 93.33 **Other hydrotherapy**
 - 93.34 **Diathermy**
 - 93.35 **Other heat therapy**
 - Acupuncture with smouldering moxa
 - Hot packs
 - Hyperthermia NEC
 - Infrared irradiation
 - Moxibustion
 - Paraffin bath
 - Excludes: hyperthermia for treatment of cancer (99.85)*
 - 93.36 **Cardiac retraining**
 - 93.37 **Prenatal training**
 - Training for natural childbirth
 - 93.38 **Combined physical therapy without mention of the components**
 - 93.39 **Other physical therapy**
- 93.4 **Skeletal traction and other traction**
 - 93.41 **Spinal traction using skull device**
 - Traction using:
 - caliper tongs
 - Crutchfield tongs
 - halo device
 - Vinke tongs
 - Excludes: insertion of tongs or halo traction device (02.94)*
 - 93.42 **Other spinal traction**
 - Cotrel's traction
 - Excludes: cervical collar (93.52)*
 - 93.43 **Intermittent skeletal traction**
 - 93.44 **Other skeletal traction**
 - Bryant's traction
 - Dunlop's traction
 - Lyman Smith traction
 - Russell's traction
 - 93.45 **Thomas' splint traction**
 - 93.46 **Other skin traction of limbs**
 - Adhesive tape traction
 - Boot traction
 - Buck's traction
 - Gallows traction

93.5 Other immobilization, pressure, and attention to wound

Excludes: wound cleansing (96.58-96.59)

93.51 Application of plaster jacket

Excludes: Minerva jacket (93.52)

93.52 Application of neck support

Application of:
 cervical collar
 Minerva jacket
 molded neck support

93.53 Application of other cast

93.54 Application of splint

Plaster splint
 Tray splint
Excludes: periodontal splint (24.7)

93.55 Dental wiring

Excludes: that for orthodontia (24.7)

93.56 Application of pressure dressing

Application of:
 Gibney bandage
 Robert Jones' bandage
 Shanz dressing

93.57 Application of other wound dressing [®]

Porcine wound dressing

93.58 Application of pressure trousers

Application of:
 anti-shock trousers
 MAST trousers
 vasopneumatic device

93.59 Other immobilization, pressure, and attention to wound

Elastic stockings
 Electronic gaiter
 Intermittent pressure device
 Oxygenation of wound (hyperbaric)
 Stereotactic head frame application
 Velpeau dressing

93.6 Osteopathic manipulative treatment

93.61 Osteopathic manipulative treatment for general mobilization

General articulatory treatment

93.62 Osteopathic manipulative treatment using high- velocity, low-amplitude forces

Thrusting forces

93.63 Osteopathic manipulative treatment using low- velocity, high-amplitude forces

Springing forces

93.64 Osteopathic manipulative treatment using isotonic, isometric forces



- 93.65 Osteopathic manipulative treatment using indirect forces
- 93.66 Osteopathic manipulative treatment to move tissue fluids
Lymphatic pump
- 93.67 Other specified osteopathic manipulative treatment
- 93.7 Speech and reading rehabilitation and rehabilitation of the blind
 - 93.71 Dyslexia training
 - 93.72 Dysphasia training
 - 93.73 Esophageal speech training
 - 93.74 Speech defect training
 - 93.75 Other speech training and therapy
 - 93.76 Training in use of lead dog for the blind
 - 93.77 Training in braille or Moon
 - 93.78 Other rehabilitation for the blind
- 93.8 Other rehabilitation therapy
 - 93.81 Recreation therapy
 - Diversional therapy
 - Play therapy
 - Excludes: play psychotherapy (94.36)*
 - 93.82 Educational therapy
 - Education of bed-bound children
 - Special schooling for the handicapped
 - 93.83 Occupational therapy
 - Daily living activities therapy
 - Excludes: training in activities of daily living for the blind (93.78)*
 - 93.84 Music therapy
 - 93.85 Vocational rehabilitation
 - Sheltered employment
 - Vocational:
 - assessment
 - retraining
 - training
 - 93.89 Rehabilitation, not elsewhere classified
- 93.9 Respiratory therapy
 - Excludes: insertion of airway (96.01-96.05)*
other continuous mechanical ventilation (96.70-96.72)
 - 93.90** Continuous positive airway pressure [CPAP]
 - Bi-level airway pressure
 - Non-invasive positive pressure (NIPPV)
 - 93.91 Intermittent positive pressure breathing [IPPB]
 - 93.93 Nonmechanical methods of resuscitation
 - Artificial respiration
 - Manual resuscitation
 - Mouth-to-mouth resuscitation

- 93.94 **Respiratory medication administered by nebulizer**
Mist therapy
- 93.95 **Hyperbaric oxygenation**
Excludes: oxygenation of wound (93.59)
- 93.96 **Other oxygen enrichment**
Catalytic oxygen therapy
Cyto-reductive effect
Oxygenators
Oxygen therapy
Excludes: oxygenation of wound (93.59)
- 93.97 **Decompression chamber**
- 93.98 **Other control of atmospheric pressure and composition**
Antigen-free air conditioning
Helium therapy
Excludes: inhaled nitric oxide therapy (INO) (00.12)
- 93.99 **Other respiratory procedures**
Continuous negative pressure ventilation [CNP]
Postural drainage

94 Procedures related to the psyche

94.0 Psychologic evaluation and testing

- 94.01 **Administration of intelligence test**
Administration of:
Stanford-Binet
Wechsler Adult Intelligence Scale
Wechsler Intelligence Scale for Children
- 94.02 **Administration of psychologic test**
Administration of:
Bender Visual-Motor Gestalt Test
Benton Visual Retention Test
Minnesota Multiphasic Personality Inventory
Wechsler Memory Scale
- 94.03 **Character analysis**
- 94.08 **Other psychologic evaluation and testing**
- 94.09 **Psychologic mental status determination, not otherwise specified**
- 94.1 **Psychiatric interviews, consultations, and evaluations**
- 94.11 **Psychiatric mental status determination**
Clinical psychiatric mental status determination
Evaluation for criminal responsibility
Evaluation for testamentary capacity
Medicolegal mental status determination
Mental status determination NOS
- 94.12 **Routine psychiatric visit, not otherwise specified**
- 94.13 **Psychiatric commitment evaluation**
Pre-commitment interview

- 94.19 Other psychiatric interview and evaluation**
 - Follow-up psychiatric interview NOS
- 94.2 Psychiatric somatotherapy**
 - 94.21 Narcoanalysis**
 - Narcosynthesis
 - 94.22 Lithium therapy**
 - 94.23 Neuroleptic therapy**
 - 94.24 Chemical shock therapy**
 - 94.25 Other psychiatric drug therapy**
 - 94.26 Subconvulsive electroshock therapy**
 - 94.27 Other electroshock therapy**
 - Electroconvulsive therapy (ECT)
 - EST
 - 94.29 Other psychiatric somatotherapy**
- 94.3 Individual psychotherapy**
 - 94.31 Psychoanalysis**
 - 94.32 Hypnotherapy**
 - Hypnodrome
 - Hypnosis
 - 94.33 Behavior therapy**
 - Aversion therapy
 - Behavior modification
 - Desensitization therapy
 - Extinction therapy
 - Relaxation training
 - Token economy
 - 94.34 Individual therapy for psychosexual dysfunction**
 - Excludes:* that performed in group setting ([94.41](#))
 - 94.35 Crisis intervention**
 - 94.36 Play psychotherapy**
 - 94.37 Exploratory verbal psychotherapy**
 - 94.38 Supportive verbal psychotherapy**
 - 94.39 Other individual psychotherapy**
 - Biofeedback
- 94.4 Other psychotherapy and counselling**
 - 94.41 Group therapy for psychosexual dysfunction**
 - 94.42 Family therapy**
 - 94.43 Psychodrama**
 - 94.44 Other group therapy**
 - 94.45 Drug addiction counselling**
 - 94.46 Alcoholism counselling**
 - 94.49 Other counselling**

- 94.5 Referral for psychologic rehabilitation**
 - 94.51 Referral for psychotherapy**
 - 94.52 Referral for psychiatric aftercare:**
 - That in:
 - halfway house
 - outpatient (clinic) facility
 - 94.53 Referral for alcoholism rehabilitation**
 - 94.54 Referral for drug addiction rehabilitation**
 - 94.55 Referral for vocational rehabilitation**
 - 94.59 Referral for other psychologic rehabilitation**
- 94.6 Alcohol and drug rehabilitation and detoxification**
 - 94.61 Alcohol rehabilitation**
 - 94.62 Alcohol detoxification**
 - 94.63 Alcohol rehabilitation and detoxification**
 - 94.64 Drug rehabilitation**
 - 94.65 Drug detoxification**
 - 94.66 Drug rehabilitation and detoxification**
 - 94.67 Combined alcohol and drug rehabilitation**
 - 94.68 Combined alcohol and drug detoxification**
 - 94.69 Combined alcohol and drug rehabilitation and detoxification**
- 95 Ophthalmologic and otologic diagnosis and treatment**
 - 95.0 General and subjective eye examination**
 - 95.01 Limited eye examination**
 - Eye examination with prescription of spectacles
 - 95.02 Comprehensive eye examination**
 - Eye examination covering all aspects of the visual system
 - 95.03 Extended ophthalmologic work-up**
 - Examination (for):
 - glaucoma
 - neuro-ophthalmology
 - retinal disease
 - 95.04 Eye examination under anesthesia**
 - Code also type of examination
 - 95.05 Visual field study**
 - 95.06 Color vision study**
 - 95.07 Dark adaptation study**
 - 95.09 Eye examination, not otherwise specified**
 - Vision check NOS
 - 95.1 Examinations of form and structure of eye**
 - 95.11 Fundus photography**



- 95.12 Fluorescein angiography or angioscopy of eye
- 95.13 Ultrasound study of eye
- 95.14 X-ray study of eye
- 95.15 Ocular motility study
- 95.16 P³² and other tracer studies of eye
- 95.2 Objective functional tests of eye
 - Excludes:* that with polysomnogram ([89.17](#))
 - 95.21 Electroretinogram [ERG]
 - 95.22 Electro-oculogram [EOG]
 - 95.23 Visual evoked potential [VEP]
 - 95.24 Electronystagmogram [ENG]
 - 95.25 Electromyogram of eye [EMG]
 - 95.26 Tonography, provocative tests, and other glaucoma testing
- 95.3 Special vision services
 - 95.31 Fitting and dispensing of spectacles
 - 95.32 Prescription, fitting, and dispensing of contact lens
 - 95.33 Dispensing of other low vision aids
 - 95.34 Ocular prosthetics
 - 95.35 Orthoptic training
 - 95.36 Ophthalmologic counselling and instruction
 - Counselling in:
 - adaptation to visual loss
 - use of low vision aids
- 95.4 Nonoperative procedures related to hearing
 - 95.41 Audiometry
 - Békésy 5-tone audiometry
 - Impedance audiometry
 - Stapedial reflex response
 - Subjective audiometry
 - Tympanogram
 - 95.42 Clinical test of hearing
 - Tuning fork test
 - Whispered speech test
 - 95.43 Audiological evaluation
 - Audiological evaluation by:
 - Bárány noise machine
 - blindfold test
 - delayed feedback
 - masking
 - Weber lateralization
 - 95.44 Clinical vestibular function tests
 - Thermal test of vestibular function

- 95.45 **Rotation tests**
Bárány chair
- 95.46 **Other auditory and vestibular function tests**
- 95.47 **Hearing examination, not otherwise specified**
- 95.48 **Fitting of hearing aid**
Excludes: implantation of electromagnetic hearing device (20.95)
- 95.49 **Other nonoperative procedures related to hearing**
Adjustment (external components) of cochlear prosthetic device

96 Nonoperative intubation and irrigation

96.0 Nonoperative intubation of gastrointestinal and respiratory tracts

- 96.01 **Insertion of nasopharyngeal airway**
- 96.02 **Insertion of oropharyngeal airway**
- 96.03 **Insertion of esophageal obturator airway**
- 96.04 **Insertion of endotracheal tube**
- 96.05 **Other intubation of respiratory tract**
- 96.06 **Insertion of Sengstaken tube**
Esophageal tamponade
- 96.07 **Insertion of other (nasal-)gastric tube**
Intubation for decompression
Excludes: that for enteral infusion of nutritional substance (96.6)
- 96.08 **Insertion of (nasal-)intestinal tube**
Miller-Abbott tube (for decompression)
- 96.09 **Insertion of rectal tube**
Replacement of rectal tube

96.1 Other nonoperative insertion

- Excludes: nasolacrimal intubation (09.44)*
- 96.11 **Packing of external auditory canal**
- 96.14 **Vaginal packing**
- 96.15 **Insertion of vaginal mold**
- 96.16 **Other vaginal dilation**
- 96.17 **Insertion of vaginal diaphragm**
- 96.18 **Insertion of other vaginal pessary**
- 96.19 **Rectal packing**

96.2 Nonoperative dilation and manipulation

- 96.21 **Dilation of frontonasal duct**
- 96.22 **Dilation of rectum**
- 96.23 **Dilation of anal sphincter**
- 96.24 **Dilation and manipulation of enterostomy stoma**
- 96.25 **Therapeutic distention of bladder**
Intermittent distention of bladder



- 96.26 Manual reduction of rectal prolapse
- 96.27 Manual reduction of hernia
- 96.28 Manual reduction of enterostomy prolapse
- 96.29 Reduction of intussusception of alimentary tract
 - With:
 - fluoroscopy
 - ionizing radiation enema
 - ultrasonography guidance
 - Hydrostatic reduction
 - Pneumatic reduction

Excludes: intra-abdominal manipulation of intestine, not otherwise specified (46.80)

96.3 Nonoperative alimentary tract irrigation, cleaning, and local instillation

- 96.31 Gastric cooling
 - Gastric hypothermia
- 96.32 Gastric freezing
- 96.33 Gastric lavage
- 96.34 Other irrigation of (nasog-)gastric tube
- 96.35 Gastric gavage
- 96.36 Irrigation of gastrostomy or enterostomy
- 96.37 Proctoclysis
- 96.38 Removal of impacted feces
 - Removal of impaction:
 - by flushing manually
- 96.39 Other transanal enema
 - Rectal irrigation

Excludes: reduction of intussusception of alimentary tract by ionizing radiation enema (96.29)

96.4 Nonoperative irrigation, cleaning, and local instillation of other digestive and genitourinary organs

- 96.41 Irrigation of cholecystostomy and other biliary tube
- 96.42 Irrigation of pancreatic tube
- 96.43 Digestive tract instillation, except gastric gavage
- 96.44 Vaginal douche
- 96.45 Irrigation of nephrostomy and pyelostomy
- 96.46 Irrigation of ureterostomy and ureteral catheter
- 96.47 Irrigation of cystostomy
- 96.48 Irrigation of other indwelling urinary catheter
- 96.49 Other genitourinary instillation
 - Insertion of prostaglandin suppository

96.5 Other nonoperative irrigation and cleaning

96.51 Irrigation of eye

Irrigation of cornea

Excludes: irrigation with removal of foreign body ([98.21](#))

96.52 Irrigation of ear

Irrigation with removal of cerumen

96.53 Irrigation of nasal passages

96.54 Dental scaling, polishing, and debridement

Dental prophylaxis

Plaque removal

96.55 Tracheostomy toilette

96.56 Other lavage of bronchus and trachea

Excludes: diagnostic bronchoalveolar lavage (BAL) ([33.24](#))
whole lung lavage ([33.99](#))

96.57 Irrigation of vascular catheter

96.58 Irrigation of wound catheter

96.59 Other irrigation of wound

Wound cleaning NOS

Excludes: debridement ([86.22](#), [86.27-86.28](#))

96.6 Enteral infusion of concentrated nutritional substances

96.7 Other continuous mechanical ventilation

Includes: Endotracheal respiratory assistance

Intermittent mandatory ventilation [IMV]

Positive end expiratory pressure [PEEP]

Pressure support ventilation [PSV]

That by tracheostomy

Weaning of an intubated (endotracheal tube) patient

Excludes: bi-level airway pressure ([93.90](#))
continuous negative pressure ventilation [CNP] (iron lung)
(cuirass) ([93.99](#))
continuous positive airway pressure [CPAP] ([93.90](#))
intermittent positive pressure breathing [IPPB] ([93.91](#))
non-invasive positive pressure (NIPPV) ([93.90](#))
that by face mask ([93.90-93.99](#))
that by nasal cannula ([93.90-93.99](#))
that by nasal catheter ([93.90-93.99](#))

Code also any associated:

endotracheal tube insertion ([96.04](#))

tracheostomy ([31.1-31.29](#))

Note: Endotracheal Intubation

To calculate the number of hours (duration) of continuous mechanical ventilation during a hospitalization, begin the count from the start of the (endotracheal) intubation. The duration ends with (endotracheal) extubation.

If a patient is intubated prior to admission, begin counting the duration from the time of the admission. If a patient is transferred (discharged) while intubated, the duration would end at the time of transfer (discharge).

For patients who begin on (endotracheal) intubation and subsequently have a tracheostomy performed for mechanical ventilation, the duration begins with the (endotracheal) intubation and ends when the mechanical ventilation is turned off (after the weaning period).

Tracheostomy

To calculate the number of hours of continuous mechanical ventilation during a hospitalization, begin counting the duration when mechanical ventilation is started. The duration ends when the mechanical ventilator is turned off (after the weaning period).

If a patient has received a tracheostomy prior to admission and is on mechanical ventilation at the time of admission, begin counting the duration from the time of admission. If a patient is transferred (discharged) while still on mechanical ventilation via tracheostomy, the duration would end at the time of the transfer (discharge).

96.70 Continuous mechanical ventilation of unspecified duration
Mechanical ventilation NOS

96.71 Continuous mechanical ventilation for less than 96 consecutive hours

96.72 Continuous mechanical ventilation for 96 consecutive hours or more

97 Replacement and removal of therapeutic appliances

97.0 Nonoperative replacement of gastrointestinal appliance

97.01 Replacement of (nasogastric) or esophagostomy tube

97.02 Replacement of gastrostomy tube

97.03 Replacement of tube or enterostomy device of small intestine

97.04 Replacement of tube or enterostomy device of large intestine

97.05 Replacement of stent (tube) in biliary or pancreatic duct

97.1 Nonoperative replacement of musculoskeletal and integumentary system appliance

97.11 Replacement of cast on upper limb

97.12 Replacement of cast on lower limb

97.13 Replacement of other cast

97.14 Replacement of other device for musculoskeletal immobilization

97.15 Replacement of wound catheter


97.16 Replacement of wound packing or drain

Excludes: repacking of:

dental wound (97.22)

vulvar wound (97.26)



- 97.2 Other nonoperative replacement**
- 97.21 Replacement of nasal packing
 - 97.22 Replacement of dental packing
 - 97.23 Replacement of tracheostomy tube
 - 97.24 Replacement and refitting of vaginal diaphragm
 - 97.25 Replacement of other vaginal pessary
 - 97.26 Replacement of vaginal or vulvar packing or drain
 - 97.29 Other nonoperative replacements
- 97.3 Nonoperative removal of therapeutic device from head and neck**
- 97.31 Removal of eye prosthesis
 - Excludes:* removal of ocular implant (16.71)
 - removal of orbital implant (16.72)
 - 97.32 Removal of nasal packing
 - 97.33 Removal of dental wiring
 - 97.34 Removal of dental packing
 - 97.35 Removal of dental prosthesis
 - 97.36 Removal of other external mandibular fixation device
 - 97.37 Removal of tracheostomy tube
 - 97.38 Removal of sutures from head and neck
 - 97.39 Removal of other therapeutic device from head and neck
 - Excludes:* removal of skull tongs (02.94)
- 97.4 Nonoperative removal of therapeutic device from thorax**
- 97.41 Removal of thoracotomy tube or pleural cavity drain
 - 97.42 Removal of mediastinal drain
 - 97.43 Removal of sutures from thorax
 - 97.44 Nonoperative removal of heart assist system 
 - Explantation [removal] of circulatory assist device
 - Explantation [removal] of percutaneous external heart assist device
 - Intra-aortic balloon pump [IABP]
 - Removal of extrinsic heart assist device
 - Removal of pVAD
 - Removal of percutaneous heart assist device
 - 97.49 Removal of other device from thorax
- 97.5 Nonoperative removal of therapeutic device from digestive system**
- 97.51 Removal of gastrostomy tube
 - 97.52 Removal of tube from small intestine
 - 97.53 Removal of tube from large intestine or appendix
 - 97.54 Removal of cholecystostomy tube
 - 97.55 Removal of T-tube, other bile duct tube, or liver tube [®]
 - Removal of bile duct stent

- 97.56 Removal of pancreatic tube or drain
- 97.59 Removal of other device from digestive system
 - Removal of rectal packing
- 97.6 Nonoperative removal of therapeutic device from urinary system
 - 97.61 Removal of pyelostomy and nephrostomy tube
 - 97.62 Removal of ureterostomy tube and ureteral catheter
 - 97.63 Removal of cystostomy tube
 - 97.64 Removal of other urinary drainage device
 - Removal of indwelling urinary catheter
 - 97.65 Removal of urethral stent
 - 97.69 Removal of other device from urinary system
- 97.7 Nonoperative removal of therapeutic device from genital system
 - 97.71 Removal of intrauterine contraceptive device
 - 97.72 Removal of intrauterine pack
 - 97.73 Removal of vaginal diaphragm
 - 97.74 Removal of other vaginal pessary
 - 97.75 Removal of vaginal or vulvar packing
 - 97.79 Removal of other device from genital tract
 - Removal of sutures
- 97.8 Other nonoperative removal of therapeutic device
 - 97.81 Removal of retroperitoneal drainage device
 - 97.82 Removal of peritoneal drainage device
 - 97.83 Removal of abdominal wall sutures
 - 97.84 Removal of sutures from trunk, not elsewhere classified
 - 97.85 Removal of packing from trunk, not elsewhere classified
 - 97.86 Removal of other device from abdomen
 - 97.87 Removal of other device from trunk
 - 97.88 Removal of external immobilization device
 - Removal of:
 - brace
 - cast
 - splint
 - 97.89 Removal of other therapeutic device
- 98 Nonoperative removal of foreign body or calculus
- 98.0 Removal of intraluminal foreign body from digestive system without incision
 - Excludes:* removal of therapeutic device (97.51-97.59)
 - 98.01 Removal of intraluminal foreign body from mouth without incision
 - 98.02** Removal of intraluminal foreign body from esophagus without incision



- 98.03** Removal of intraluminal foreign body from stomach and small intestine without incision
- 98.04** Removal of intraluminal foreign body from large intestine without incision
- 98.05** Removal of intraluminal foreign body from rectum and anus without incision
- 98.1** Removal of intraluminal foreign body from other sites without incision
Excludes: removal of therapeutic device ([97.31-97.49](#), [97.61-97.89](#))
- 98.11** Removal of intraluminal foreign body from ear without incision
- 98.12** Removal of intraluminal foreign body from nose without incision
- 98.13** Removal of intraluminal foreign body from pharynx without incision
- 98.14** Removal of intraluminal foreign body from larynx without incision
- 98.15** Removal of intraluminal foreign body from trachea and bronchus without incision
- 98.16** Removal of intraluminal foreign body from uterus without incision
Excludes: removal of intrauterine contraceptive device ([97.71](#))
- 98.17** Removal of intraluminal foreign body from vagina without incision
- 98.18** Removal of intraluminal foreign body from artificial stoma without incision
- 98.19** Removal of intraluminal foreign body from urethra without incision
- 98.2** Removal of other foreign body without incision
Excludes: removal of intraluminal foreign body ([98.01-98.19](#))
- 98.20** Removal of foreign body, not otherwise specified
- 98.21** Removal of superficial foreign body from eye without incision
- 98.22** Removal of other foreign body without incision from head and neck
 Removal of embedded foreign body from eyelid or conjunctiva without incision
- 98.23** Removal of foreign body from vulva without incision
- 98.24** Removal of foreign body from scrotum or penis without incision
- 98.25** Removal of other foreign body without incision from trunk except scrotum, penis, or vulva
- 98.26** Removal of foreign body from hand without incision
- 98.27** Removal of foreign body without incision from upper limb, except hand
- 98.28** Removal of foreign body from foot without incision

98.29 Removal of foreign body without incision from lower limb, except foot

98.5 Extracorporeal shockwave lithotripsy [ESWL]

Lithotripter tank procedure
Disintegration of stones by extracorporeal induced shockwaves
That with insertion of stent

98.51 Extracorporeal shockwave lithotripsy [ESWL] of the kidney, ureter and/or bladder

98.52 Extracorporeal shockwave lithotripsy [ESWL] of the gallbladder and/or bile duct

98.59 Extracorporeal shockwave lithotripsy of other sites

99 Other nonoperative procedures

99.0 Transfusion of blood and blood components

Use additional code for that done via catheter or cutdown ([38.92-38.94](#))

99.00 Perioperative autologous transfusion of whole blood or blood components

Intraoperative blood collection
Postoperative blood collection
Salvage

99.01 Exchange transfusion

Transfusion:
exsanguination
replacement

99.02 Transfusion of previously collected autologous blood
Blood component

99.03 Other transfusion of whole blood

Transfusion:
blood NOS
hemodilution
NOS

99.04 Transfusion of packed cells

99.05 Transfusion of platelets

Transfusion of thrombocytes

99.06 Transfusion of coagulation factors

Transfusion of antihemophilic factor

99.07 Transfusion of other serum

Transfusion of plasma

Excludes: injection [transfusion] of:
antivenin ([99.16](#))
gamma globulin ([99.14](#))

99.08 Transfusion of blood expander

Transfusion of Dextran

99.09 Transfusion of other substance

Transfusion of:
 blood surrogate
 granulocytes

Excludes: transplantation [transfusion] of bone marrow (41.0)

99.1 Injection or infusion of therapeutic or prophylactic substance

Includes: injection or infusion given:
 hypodermically acting locally or systemically
 intramuscularly acting locally or systemically
 intravenously acting locally or systemically

99.10 Injection or infusion of thrombolytic agent

Streptokinase
 Tissue plasminogen activator (TPA)
 Urokinase

*Excludes: aspirin - omit code
 GP IIB/IIIa platelet inhibitor (99.20)
 heparin (99.19)
 single vessel percutaneous transluminal coronary
 angioplasty [PTCA] or coronary atherectomy with
 mention of thrombolytic agent (36.02)
 warfarin - omit code*

99.11 Injection of Rh immune globulin

Injection of:
 Anti-D (Rhesus) globulin
 RhoGAM

99.12 Immunization for allergy

Desensitization

99.13 Immunization for autoimmune disease

99.14 Injection of gamma globulin

Injection of immune sera

99.15 Parenteral infusion of concentrated nutritional substances

Hyperalimentation
 Total parenteral nutrition [TPN]
 Peripheral parenteral nutrition [PPN]

99.16 Injection of antidote

Injection of:
 antivenin
 heavy metal antagonist

99.17 Injection of insulin

99.18 Injection or infusion of electrolytes

99.19 Injection of anticoagulant [®]

Excludes: infusion of drotrecogin alfa (activated)(00.11)

99.2 Injection or infusion of other therapeutic or prophylactic substance

Includes: injection or infusion given:
 hypodermically acting locally or systemically
 intramuscularly acting locally or systemically
 intravenously acting locally or systemically

Use additional code for:

injection (into):
 breast ([85.92](#))
 bursa ([82.94](#), [83.96](#))
 intraperitoneal (cavity) ([54.97](#))
 intrahecal ([03.92](#))
 joint ([76.96](#), [81.92](#))
 kidney ([55.96](#))
 liver ([50.94](#))
 orbit ([16.91](#))
 other sites -- see Alphabetic Index

perfusion:
 NOS ([39.97](#))
 intestine ([46.95](#), [46.96](#))
 kidney ([55.95](#))
 liver ([50.93](#))
 total body ([39.96](#))

99.20 Injection or infusion of platelet inhibitor

Glycoprotein IIB/IIIa inhibitor
 GP IIB/IIIa inhibitor
 GP IIB-IIIa inhibitor

Excludes: infusion of heparin ([99.19](#))
 injection or infusion of thrombolytic agent ([99.10](#))

99.21 Injection of antibiotic

Excludes: injection or infusion of oxazolidinone class of antibiotics ([00.14](#))

99.22 Injection of other anti-infective

Excludes: injection or infusion of oxazolidinone class of antibiotics ([00.14](#))

99.23 Injection of steroid

Injection of cortisone
 Subdermal implantation of progesterone

99.24 Injection of other hormone

99.25 Injection or infusion of cancer chemotherapeutic substance [®]

Chemoembolization
 Injection or infusion of antineoplastic agent

Excludes: immunotherapy, antineoplastic ([00.15](#), [99.28](#))
 implantation of chemotherapeutic agent ([00.10](#))
 injection of radioisotope ([92.28](#))
 injection or infusion of biological response modifier [BRM] as an antineoplastic agent ([99.28](#))

- 99.26 Injection of tranquilizer**
- 99.27 Iontophoresis**
- 99.28 Injection or infusion of biological response modifier [BRM] as an antineoplastic agent**
 Low-dose interleukin-2 (IL-2) therapy
 Immunotherapy, antineoplastic
 Interleukin therapy
 Tumor vaccine
Excludes: high-dose infusion interleukin-2 [IL-2] ([00.15](#))
- 99.29 Injection or infusion of other therapeutic or prophylactic substance**
Excludes: administration of neuroprotective agent ([99.75](#))
 immunization ([99.31-99.59](#))
 injection of sclerosing agent into:
 esophageal varices ([42.33](#))
 hemorrhoids ([49.42](#))
 veins ([39.92](#))
 injection or infusion of human B-type natriuretic peptide (hBNP)([00.13](#))
 injection or infusion of nesiritide ([00.13](#))
 injection or infusion of platelet inhibitor ([99.20](#))
 injection or infusion of thrombolytic agent ([99.10](#))
- 99.3 Prophylactic vaccination and inoculation against certain bacterial diseases**
- 99.31 Vaccination against cholera**
- 99.32 Vaccination against typhoid and paratyphoid fever**
 Administration of TAB vaccine
- 99.33 Vaccination against tuberculosis**
 Administration of BCG vaccine
- 99.34 Vaccination against plague**
- 99.35 Vaccination against tularemia**
- 99.36 Administration of diphtheria toxoid**
Excludes: administration of:
 diphtheria antitoxin ([99.58](#))
 diphtheria-tetanus-pertussis, combined ([99.39](#))
- 99.37 Vaccination against pertussis**
Excludes: administration of diphtheria tetanus-pertussis, combined ([99.39](#))
- 99.38 Administration of tetanus toxoid**
Excludes: administration of:
 diphtheria-tetanus-pertussis, combined ([99.39](#))
 tetanus antitoxin ([99.56](#))
- 99.39 Administration of diphtheria-tetanus- pertussis, combined**

- 99.4 Prophylactic vaccination and inoculation against certain viral diseases**
 - 99.41 Administration of poliomyelitis vaccine**
 - 99.42 Vaccination against smallpox**
 - 99.43 Vaccination against yellow fever**
 - 99.44 Vaccination against rabies**
 - 99.45 Vaccination against measles**
Excludes: administration of measles-mumps rubella vaccine (99.48)
 - 99.46 Vaccination against mumps**
Excludes: administration of measles-mumps rubella vaccine (99.48)
 - 99.47 Vaccination against rubella**
Excludes: administration of measles-mumps rubella vaccine (99.48)
 - 99.48 Administration of measles-mumps-rubella vaccine**
- 99.5 Other vaccination and inoculation**
 - 99.51 Prophylactic vaccination against the common cold**
 - 99.52 Prophylactic vaccination against influenza**
 - 99.53 Prophylactic vaccination against arthropod- borne viral encephalitis**
 - 99.54 Prophylactic vaccination against other arthropod-borne viral diseases**
 - 99.55 Prophylactic administration of vaccine against other diseases**
Vaccination against:
 - anthrax
 - brucellosis
 - Rocky Mountain spotted fever
 - Staphylococcus
 - Streptococcus
 - typhus
 - 99.56 Administration of tetanus antitoxin**
 - 99.57 Administration of botulism antitoxin**
 - 99.58 Administration of other antitoxins**
Administration of:
 - diphtheria antitoxin
 - gas gangrene antitoxin
 - scarlet fever antitoxin
 - 99.59 Other vaccination and inoculation**
Vaccination NOS
Excludes: injection of:
 - gamma globulin (99.14)*
 - Rh immune globulin (99.11)**immunization for:*
 - allergy (99.12)*
 - autoimmune disease (99.13)*



99.6 Conversion of cardiac rhythm

*Excludes: open chest cardiac:
electric stimulation (37.91)
massage (37.91)*

99.60 Cardiopulmonary resuscitation, not otherwise specified

99.61 Atrial cardioversion

99.62 Other electric countershock of heart

Cardioversion:
NOS
external
Conversion to sinus rhythm
Defibrillation
External electrode stimulation

99.63 Closed chest cardiac massage

Cardiac massage NOS
Manual external cardiac massage

99.64 Carotid sinus stimulation

99.69 Other conversion of cardiac rhythm

99.7 Therapeutic apheresis or other injection, administration, or infusion of other therapeutic or prophylactic substance

99.71 Therapeutic plasmapheresis

Excludes: extracorporeal immunoadsorption [ECI] 99.76

99.72 Therapeutic leukopheresis

Therapeutic leukocytapheresis

99.73 Therapeutic erythrocytapheresis

Therapeutic erythropheresis

99.74 Therapeutic plateletpheresis

99.75 Administration of neuroprotective agent

99.76 Extracorporeal immunoadsorption

Removal of antibodies from plasma with protein A columns

99.77 Application or administration of adhesion barrier substance

99.78 Aquapheresis

Plasma water removal
Ultrafiltration [for water removal]

*Excludes: hemodiafiltration (39.95)
hemodialysis (39.95)
therapeutic plasmapheresis (99.71)*

99.79 Other

Apheresis (harvest) of stem cells

99.8 Miscellaneous physical procedures

99.81 Hypothermia (central) (local)

*Excludes: gastric cooling (96.31)
gastric freezing (96.32)
that incidental to open heart surgery (39.62)*

- 99.82 Ultraviolet light therapy**
Actinotherapy
- 99.83 Other phototherapy**
Phototherapy of the newborn
*Excludes: extracorporeal photochemotherap (99.88)
photocoagulation of retinal lesion (14.23-14.25,
14.33-14.35, 14.53-14.55)*
- 99.84 Isolation**
Isolation after contact with infectious disease
Protection of individual from his surroundings
Protection of surroundings from individual
- 99.85 Hyperthermia for treatment of cancer**
Hyperthermia (adjunct therapy) induced by microwave,
ultrasound, low energy radio frequency, probes
(interstitial), or other means in the treatment of cancer
Code also any concurrent chemotherapy or radiation therapy
- 99.86 Non-invasive placement of bone growth stimulator**
Transcutaneous (surface) placement of pads or patches for
stimulation to aid bone healing
*Excludes: insertion of invasive or semi invasive bone growth
stimulators (device) (percutaneous electrodes)
(78.90-78.99)*
- 99.88 Therapeutic photopheresis**
Extracorporeal photochemotherapy
Extracorporeal photopheresis
*Excludes: other phototherapy (99.83)
ultraviolet light therap (99.82)*
- 99.9 Other miscellaneous procedures**
- 99.91 Acupuncture for anesthesia**
- 99.92 Other acupuncture**
Excludes: that with smouldering mox (93.35)
- 99.93 Rectal massage (for levator spasm)**
- 99.94 Prostatic massage**
- 99.95 Stretching of foreskin**
- 99.96 Collection of sperm for artificial insemination**
- 99.97 Fitting of denture**
- 99.98 Extraction of milk from lactating breast**
- 99.99 Other**®
Leech therapy

Index to Procedures

A

Abbe operation

- construction of vagina [70.61](#)
- intestinal anastomosis—see Anastomosis, intestine

Abciximab, infusion [99.20](#)**Abdominocentesis** [54.91](#)**Abdominohysterectomy** [68.4](#)**Abdominoplasty** [86.83](#)**Abdominoscopy** [54.21](#)**Abdominouterotomy** [68.0](#)

- obstetrical [74.99](#)

Abduction, arytenoid [31.69](#)**Ablation**

- biliary tract (lesion) by ERCP [51.64](#)
- endometrial (hysteroscopic) [68.23](#)
- inner ear (cryosurgery) (ultrasound) [20.79](#)
 - by injection [20.72](#)
- lesion
 - esophagus [42.39](#)
 - endoscopic [42.33](#)
- heart
 - by peripherally inserted catheter [37.34](#)
 - endovascular approach [37.34](#)
 - maze procedure (Cox-maze)
 - endovascular approach [37.34](#)
 - open (trans-thoracic) approach [37.33](#)
 - trans-thoracic approach [37.33](#)
- intestine
 - large [45.49](#)
 - endoscopic [45.43](#)
 - large intestine [45.49](#)
 - endoscopic [45.43](#)
- pituitary [07.69](#)
 - by
 - Cobalt-60 [92.32](#)
 - implantation (strontium-yttrium) (Y)
 - NEC [07.68](#)
 - transfrontal approach [07.64](#)
 - transphenoidal approach [07.65](#)
 - proton beam (Bragg peak) [92.33](#)
- prostate
 - by
 - cryoablation [60.62](#)
 - laser, transurethral [60.21](#)
 - radical cryosurgical ablation (RCSA) [60.62](#)
 - radiofrequency thermotherapy [60.97](#)
 - transurethral needle ablation (TUNA) [60.97](#)
- tissue
 - heart - see ablation, lesion, heart

Abortion, therapeutic [69.51](#)

- by
 - aspiration curettage [69.51](#)
 - dilation and curettage [69.01](#)
 - hysterectomy—see Hysterectomy
 - hysterotomy [74.91](#)
 - insertion
 - laminaria [69.93](#)
 - prostaglandin suppository [96.49](#)
 - intra-amniotic injection (saline) [75.0](#)

Abrasion

- corneal epithelium [11.41](#)
- for smear or culture [11.21](#)

epicardial surface [36.39](#)

- pleural [34.6](#)
- skin [86.25](#)

Abscission, cornea [11.49](#)**Absorptiometry photon** (dual) (single) [88.98](#)**Aburel operation** (intra-amniotic injection for abortion) [75.0](#)**Accouchement forcé** [73.99](#)**Acetabulectomy** [77.85](#)**Acetabuloplasty NEC** [81.40](#)

- with prosthetic implant [81.52](#)

Achillorrhaphy [83.64](#)

- delayed [83.62](#)

Achillototomy [83.11](#)

- plastic [83.85](#)

Achillotomy [83.11](#)

- plastic [83.85](#)

Acid peel, skin [86.24](#)**Acromionectomy** [77.81](#)**Acromioplasty** [81.83](#)

- for recurrent dislocation of shoulder [81.82](#)
- partial replacement [81.81](#)
- total replacement [81.80](#)

Actinotherapy [99.82](#)**Activities of daily living** (ADL)

- therapy [93.83](#)
- training for the blind [93.78](#)

Acupuncture [99.92](#)

- with smouldering moxa [93.35](#)
- for anesthesia [99.91](#)

Adams operation

- advancement of round ligament [69.22](#)
- crushing of nasal septum [21.88](#)
- excision of palmar fascia [82.35](#)

Adenectomy -- see also Excision, by site

- prostate NEC [60.69](#)
- retropubic [60.4](#)

Adenoidectomy (without tonsillectomy) [28.6](#)

- with tonsillectomy [28.3](#)

Adhesiolysis -- see also Lysis, adhesions
 for collapse of lung [33.39](#)
 middle ear [20.23](#)

Adipectomy [86.83](#)

Adjustment
 cardiac pacemaker program
 (reprogramming) -- omit code
 cochlear prosthetic device (external
 components) [95.49](#)
 dental [99.97](#)
 gastric restrictive device (laparoscopic)
[44.98](#)
 occlusal [24.8](#)
 spectacles [95.31](#)

Administration (of) -- see also Injection
 adhesion barrier substance [99.77](#)
 antitoxins NEC [99.58](#)
 botulism [99.57](#)
 diphtheria [99.58](#)
 gas gangrene [99.58](#)
 scarlet fever [99.58](#)
 tetanus [99.56](#)

Bender Visual-Motor Gestalt test [94.02](#)
 Benton Visual Retention test [94.02](#)
 inhaled nitric oxide [00.12](#)
 intelligence test or scale (Stanford-
 Binet) (Wechsler) (adult)
 (children) [94.01](#)
 Minnesota Multiphasic Personality
 Inventory (MMPI) [94.02](#)
 MMPI (Minnesota Multiphasic
 Personality Inventory) [94.02](#)
 neuroprotective agent [99.75](#)
 psychologic test [94.02](#)
 Stanford-Binet test [94.01](#)
 toxoid
 diphtheria [99.36](#)
 with tetanus and pertussis,
 combined (DTP) [99.39](#)
 tetanus [99.38](#)
 with diphtheria and pertussis,
 combined (DTP) [99.39](#)

vaccine -- see also Vaccination
 BCG [99.33](#)
 measles-mumps-rubella (MMR) [99.48](#)
 poliomyelitis [99.41](#)
 TAB [99.32](#)

Wechsler
 Intelligence Scale (adult) (children) [94.01](#)
 Memory Scale [94.02](#)

Adrenalectomy (unilateral) [07.22](#)
 with partial removal of remaining gland
[07.29](#)
 bilateral [07.3](#)
 partial [07.29](#)
 subtotal [07.29](#)
 complete [07.3](#)
 partial NEC [07.29](#)

Adrenalectomy---Cont.
 remaining gland [07.3](#)
 subtotal NEC [07.29](#)
 total [07.3](#)

Adrenolorrhaphy [07.44](#)

Adrenolotomy (with drainage) [07.41](#)

Advancement
 extraocular muscle [15.12](#)
 multiple (with resection or recession) [15.3](#)
 eyelid muscle [08.59](#)
 eye muscle [15.12](#)
 multiple (with resection or recession) [15.3](#)
 graft -- see Graft
 leaflet (heart) [35.10](#)
 pedicle (flap) [86.72](#)
 profundus tendon (Wagner) [82.51](#)
 round ligament [69.22](#)
 tendon [83.71](#)
 hand [82.51](#)
 profundus (Wagner) [82.51](#)
 Wagner (profundus tendon) [82.51](#)

Albee operation
 bone peg, femoral neck [78.05](#)
 graft for slipping patella [78.06](#)
 sliding inlay graft, tibia [78.07](#)

Albert operation (arthrodesis of knee) [81.22](#)

Aldridge (-Studdiford) operation
 (urethral sling) [59.5](#)

Alexander operation
 prostatectomy
 perineal [60.62](#)
 suprapubic [60.3](#)
 shortening of round ligaments [69.22](#)

Alexander-Adams operation (shortening of
 round ligaments) [69.22](#)

Alimentation, parenteral [99.29](#)

Allograft -- see Graft

Almoor operation (extrapetrosal drainage)
[20.22](#)

Altmeier operation (perineal rectal pull-
 through) [48.49](#)

Alveolectomy (interradicular) (intraseptal)
 (radical) (simple) (with graft) (with
 implant) [24.5](#)

Alveoloplasty (with graft or implant) [24.5](#)

Alveolotomy (apical) [24.0](#)

Ambulatory cardiac monitoring (ACM) [89.50](#)

Ammon operation (dacryocystotomy) [09.53](#)

Amniocentesis (transuterine) (diagnostic) [75.1](#)
 with intra-amniotic injection of saline [75.0](#)

Amniography [87.81](#)

Amnioinfusion [75.37](#)

Amnioscopy, internal [75.31](#)

Amniotomy [73.09](#)
 to induce labor [73.01](#)

Amputation (cineplastic) (closed flap)
 (guillotine) (kineplastic) (open) [84.91](#)
 abdominopelvic [84.19](#)

Amputation--Cont.

above-elbow [84.07](#)
 above-knee (AK) [84.17](#)
 ankle (disarticulation) [84.13](#)
 through malleoli of tibia and fibula
 [84.14](#)
 arm NEC [84.00](#)
 through
 carpals [84.03](#)
 elbow (disarticulation) [84.06](#)
 forearm [84.05](#)
 humerus [84.07](#)
 shoulder (disarticulation) [84.08](#)
 wrist (disarticulation) [84.04](#)
 upper [84.07](#)
 Batch-Spittler-McFaddin(knee disarticulation) [84.16](#)
 below-knee (BK) NEC [84.15](#)
 conversion into above-knee amputation
 [84.17](#)
 Boyd (hip disarticulation) [84.18](#)
 Callander's (knee disarticulation) [84.16](#)
 carpals [84.03](#)
 cervix [67.4](#)
 Chopart's (midtarsal) [84.12](#)
 clitoris [71.4](#)
 Dieffenbach (hip disarticulation) [84.18](#)
 Dupuytren's (shoulder disarticulation)
 [84.08](#)
 ear, external [18.39](#)
 elbow (disarticulation) [84.06](#)
 finger, except thumb [84.01](#)
 thumb [84.02](#)
 foot (middle) [84.12](#)
 forearm [84.05](#)
 forefoot [84.12](#)
 forequarter [84.09](#)
 Gordon-Taylor (hindquarter) [84.19](#)
 Gritti-Stokes (knee disarticulation)
 [84.16](#)
 Guyon (ankle) [84.13](#)
 hallux [84.11](#)
 hand [84.03](#)
 Hey's (foot) [84.12](#)
 hindquarter [84.19](#)
 hip (disarticulation) [84.18](#)
 humerus [84.07](#)
 interscapulothoracic [84.09](#)
 interthoracoscapular [84.09](#)
 King-Steelquist (hindquarter) [84.19](#)
 Kirk (thigh) [84.17](#)
 knee (disarticulation) [84.16](#)
 Kutler (revision of current traumatic
 amputation of finger) [84.01](#)
 Larry (shoulder disarticulation) [84.08](#)
 leg NEC [84.10](#)
 above knee (AK) [84.17](#)
 below knee (BK) [84.15](#)

Amputation--Cont.

through
 ankle (disarticulation) [84.13](#)
 femur (AK) [84.17](#)
 foot [84.12](#)
 hip (disarticulation) [84.18](#)
 tibia and fibula (BK) [84.15](#)
 Lisfranc
 foot [84.12](#)
 shoulder (disarticulation) [84.08](#)
 Littlewood (forequarter) [84.09](#)
 lower limb NEC -- see also Amputation,
 leg [84.10](#)
 Mazet (knee disarticulation) [84.16](#)
 metacarpal [84.03](#)
 metatarsal [84.11](#)
 head (bunionectomy) [77.59](#)
 metatarsophalangeal (joint) [84.11](#)
 midtarsal [84.12](#)
 nose [21.4](#)
 penis (circle) (complete) (flap) (partial)
 (radical) [64.3](#)
 Pirogoff's (ankle amputation through
 malleoli of tibia and
 fibula) [84.14](#)
 ray
 finger [84.01](#)
 foot [84.11](#)
 toe (metatarsal head) [84.11](#)
 root (tooth) (apex) [23.73](#)
 with root canal therapy [23.72](#)
 shoulder (disarticulation) [84.08](#)
 Sorondo-Ferre (hindquarter) [84.19](#)
 S. P. Rogers (knee disarticulation) [84.16](#)
 supracondylar, above-knee [84.17](#)
 supramalleolar, foot [84.14](#)
 Syme's (ankle amputation through
 malleoli of tibia and fibula) [84.14](#)
 thigh [84.17](#)
 thumb [84.02](#)
 toe (through metatarsophalangeal joint)
 [84.11](#)
 transcarpal [84.03](#)
 transmetatarsal [84.12](#)
 upper limb NEC--see also
 Amputation,arm[84.00](#)
 wrist (disarticulation) [84.04](#)
Amygdalohippocampotomy [01.39](#)
Amygdalotomy [01.39](#)
Analysis
 cardiac rhythm device (CRT-D) (CRT-P)
 (AICD) (pacemaker) -see Interrogation
 character [94.03](#)
 gastric [89.39](#)
 psychological [94.31](#)
 transactional
 group [94.44](#)
 individual [94.39](#)

Anastomosis

abdominal artery to coronary artery [36.17](#)
 accessory-facial nerve [04.72](#)
 accessory-hypoglossal nerve [04.73](#)
 anus (with formation of endorectal ileal pouch) [45.95](#)
 aorta (descending)-pulmonary (artery) [39.0](#)
 aorta-renal artery [39.24](#)
 aorta-subclavian artery [39.22](#)
 aortoceliac [39.26](#)
 aorto(ilio)femoral [39.25](#)
 aortomesenteric [39.26](#)
 appendix [47.99](#)
 arteriovenous NEC [39.29](#)
 for renal dialysis [39.27](#)
 artery (suture of distal to proximal end) [39.31](#)
 with
 bypass graft [39.29](#)
 extracranial-intracranial [EC-IC] [39.28](#)
 excision or resection of vessel
 -- see Arteriectomy, with anastomosis, by site
 revision [39.49](#)
 bile ducts [51.39](#)
 bladder NEC [57.88](#)
 with
 isolated segment of intestine [57.87](#) [[45.50](#)]
 colon (sigmoid) [57.87](#) [[45.52](#)]
 ileum [57.87](#) [[45.51](#)]
 open loop of ileum [57.87](#) [[45.51](#)]
 to intestine [57.88](#)
 ileum [57.87](#) [[45.51](#)]
 bowel--see also Anastomosis, intestine [45.90](#)
 bronchotracheal [33.48](#)
 bronchus [33.48](#)
 carotid-subclavian artery [39.22](#)
 caval-mesenteric vein [39.1](#)
 caval-pulmonary artery [39.21](#)
 cervicoesophageal [42.59](#)
 colohypopharyngeal (intrathoracic) [42.55](#)
 antesternal or antethoracic [42.65](#)
 common bile duct [51.39](#)
 common pulmonary trunk and left atrium (posterior wall) [35.82](#)
 cystic bile duct [51.39](#)
 cystocolic [57.88](#)
 epididymis to vas deferens [63.83](#)
 esophagocolic (intrathoracic) NEC [42.56](#)
 with interposition [42.55](#)
 antesternal or antethoracic NEC [42.66](#)
 with interposition [42.65](#)
 esophagocologastric (intrathoracic) [42.55](#)
 antesternal or antethoracic [42.65](#)
 esophagoduodenal(intrathoracic)NEC[42.54](#)
 with interposition [42.53](#)

Anastomosis---Cont.

esophagoenteric (intrathoracic) NEC
 -- see also Anastomosis, esophagus, to intestinal segment [42.54](#)
 antesternal or antethoracic NEC -- see also Anastomosis, esophagus, antesternal, to intestinal segment [42.64](#)
 esophagoesophageal (intrathoracic) [42.51](#)
 antesternal or antethoracic [42.61](#)
 esophagogastric (intrathoracic) [42.52](#)
 antesternal or antethoracic [42.62](#)
 esophagus (intrapleural) (intrathoracic) (retrosternal) NEC [42.59](#)
 with
 gastroctomy (partial) [43.5](#)
 complete or total [43.99](#)
 interposition (of) NEC [42.58](#)
 colon [42.55](#)
 jejunum [42.53](#)
 small bowel [42.53](#)
 antesternal or antethoracic NEC [42.69](#)
 with
 interposition (of) NEC [42.68](#)
 colon [42.65](#)
 jejunal loop [42.63](#)
 small bowel [42.63](#)
 rubber tube [42.68](#)
 to intestinal segment NEC [42.64](#)
 with interposition [42.68](#)
 colon NEC [42.66](#)
 with interposition [42.65](#)
 small bowel NEC [42.64](#)
 with interposition [42.63](#)
 to intestinal segment(intrathoracic) NEC[42.54](#)
 with interposition [42.58](#)
 antesternal or antethoracic NEC [42.64](#)
 with interposition [42.68](#)
 colon (intrathoracic) NEC [42.56](#)
 with interposition [42.55](#)
 antesternal or antethoracic [42.66](#)
 with interposition [42.65](#)
 small bowel NEC [42.54](#)
 with interposition [42.53](#)
 antesternal or antethoracic [42.64](#)
 with interposition [42.63](#)
 facial-accessory nerve [04.72](#)
 facial-hypoglossal nerve [04.71](#)
 fallopian tube [66.73](#)
 by reanastomosis [66.79](#)
 gallbladder [51.35](#)
 to
 hepatic ducts [51.31](#)
 intestine [51.32](#)
 pancreas [51.33](#)
 stomach [51.34](#)
 gastroepiploic artery to coronary artery [36.17](#)
 hepatic duct [51.39](#)

Anastomosis---Cont.

hypoglossal-accessory nerve [04.73](#)
 hypoglossal-facial nerve [04.71](#)
 ileal loop to bladder [57.87](#) [[45.51](#)]
 ileoanal [45.95](#)
 ileorectal [45.93](#)
 inferior vena cava and portal vein [39.1](#)
 internal mammary artery (to)
 coronary artery (single vessel) [36.15](#)
 double vessel [36.16](#)
 myocardium [36.2](#)
 intestine [45.90](#)
 large-to-anus [45.95](#)
 large-to-large [45.94](#)
 large-to-rectum [45.94](#)
 large-to-small [45.93](#)
 small-to-anus [45.95](#)
 small-to-large [45.93](#)
 small-to-rectal stump [45.92](#)
 small-to-small [45.91](#)
 intrahepatic [51.79](#)
 intrathoracic vessel NEC [39.23](#)
 kidney (pelvis) [55.86](#)
 lacrimal sac to conjunctiva [09.82](#)
 left-to-right (systemic-pulmonary artery)
 [39.0](#)
 lymphatic (channel) (peripheral) [40.9](#)
 mesenteric-caval [39.1](#)
 mesocaval [39.1](#)
 nasolacrimal [09.81](#)
 nerve (cranial) (peripheral) NEC [04.74](#)
 accessory-facial [04.72](#)
 accessory-hypoglossal [04.73](#)
 hypoglossal-facial [04.71](#)
 pancreas (duct) (to) [52.96](#)
 bile duct [51.39](#)
 gall bladder [51.33](#)
 intestine [52.96](#)
 jejunum [52.96](#)
 stomach [52.96](#)
 pleurothecal (with valve) [03.79](#)
 portacaval [39.1](#)
 portal vein to inferior vena cava [39.1](#)
 pulmonary-aortic (Pott's) [39.0](#)
 pulmonary artery and superior vena cava
 [39.21](#)
 pulmonary-innominate artery (Blalock) [39.0](#)
 pulmonary-subclavian artery (Blalock-
 Taussig) [39.0](#)
 pulmonary vein and azygous vein [39.23](#)
 pyeloileocutaneous [56.51](#)
 pyeloureterovesical [55.86](#)
 radial artery [36.19](#)
 rectum, rectal NEC [48.74](#)
 stump to small intestine [45.92](#)
 renal (pelvis) [55.86](#)
 vein and splenic vein [39.1](#)
 renoportal [39.1](#)

Anastomosis---Cont.

salpingoheal (with valve) [03.79](#)
 splenic to renal veins [39.1](#)
 splenorenal (venous) [39.1](#)
 arterial [39.26](#)
 subarachnoid-peritoneal (with valve) [03.71](#)
 subarachnoid-ureteral (with valve) [03.72](#)
 subclavian-aortic [39.22](#)
 superior vena cava to pulmonary artery [39.21](#)
 systemic-pulmonary artery [39.0](#)
 thoracic artery (to)
 coronary artery (single) [36.15](#)
 double [36.16](#)
 myocardium [36.2](#)
 ureter (to) NEC [56.79](#)
 bladder [56.74](#)
 colon [56.71](#)
 ileal pouch (bladder) [56.51](#)
 ileum [56.71](#)
 intestine [56.71](#)
 skin [56.61](#)
 ureterocolic [55.86](#)
 ureterocolic [56.71](#)
 ureterovesical [56.74](#)
 urethra (end-to-end) [58.44](#)
 vas deferens [63.82](#)
 veins (suture of proximal to distal end)
 (with bypass graft) [39.29](#)
 with excision or resection of vessel
 -- see Phlebectomy, with
 anastomosis, by site
 mesenteric to vena cava [39.1](#)
 portal to inferior vena cava [39.1](#)
 revision [39.49](#)
 splenic and renal [39.1](#)
 ventricle, ventricular (intracerebral) (with
 valve) --see also Shunt, ventricular [02.2](#)
 ventriculoatrial (with valve) [02.32](#)
 ventriculocaval (with valve) [02.32](#)
 ventriculomastoid (with valve) [02.31](#)
 ventriculopleural (with valve) [02.33](#)
 vesicle -- see Anastomosis, bladder
Anderson operation (tibial lengthening)
 [78.37](#)
Anel operation (dilation of lacrimal duct) [09.42](#)
Anesthesia
 acupuncture for [99.91](#)
 cryoanalgesia nerve (cranial)
 (peripheral) [04.2](#)
 spinal -- omit code
Aneurysmectomy [38.60](#)
 with
 anastomosis [38.30](#)
 abdominal
 artery [38.36](#)
 vein [38.37](#)
 aorta (arch)(ascending)(descending)
 [38.34](#)

Aneurysmectomy ---Cont.

- head and neck NEC [38.32](#)
- intracranial NEC [38.31](#)
- lower limb
 - artery [38.38](#)
 - vein [38.39](#)
- thoracic NEC [38.35](#)
- upper limb (artery) (vein) [38.33](#)
- graft replacement (interposition) [38.40](#)
- abdominal
 - aorta [38.44](#)
 - artery [38.46](#)
 - vein [38.47](#)
- aorta (arch)(ascending)(descending thoracic)
 - abdominal [38.44](#)
 - thoracic [38.45](#)
 - thoracoabdominal [38.45](#) [[38.44](#)]
- head and neck NEC [38.42](#)
- intracranial NEC [38.41](#)
- lower limb
 - artery [38.48](#)
 - vein [38.49](#)
- thoracic NEC [38.45](#)
- upper limb (artery) (vein) [38.43](#)
- abdominal
 - artery [38.66](#)
 - vein [38.67](#)
- aorta (arch) (ascending) (descending)[38.64](#)
- atrial, auricular [37.32](#)
- head and neck NEC [38.62](#)
- heart [37.32](#)
- intracranial NEC [38.61](#)
- lower limb
 - artery [38.68](#)
 - vein [38.69](#)
- sinus of Valsalva [35.39](#)
- thoracic NEC [38.65](#)
- upper limb (artery) (vein) [38.63](#)
- ventricle (myocardium) [37.32](#)

Aneurysmoplasty -- see Aneurysmorrhaphy

Aneurysmorrhaphy NEC [39.52](#)

- by or with
 - anastomosis -- see Aneurysmectomy, with anastomosis, by site
 - clipping [39.51](#)
 - coagulation [39.52](#)
 - electrocoagulation [39.52](#)
 - endovascular graft
 - abdominal aorta [39.71](#)
 - lower extremity artery(s) [39.79](#)
 - thoracic aorta [39.79](#)
 - upper extremity artery(s) [39.79](#)
 - excision or resection -- see also Aneurysmectomy, by site
 - with
 - anastomosis -- see Aneurysmectomy, with anastomosis, by site

Aneurysmorrhaphy---Cont.

- graft replacement -- see Aneurysmectomy, with graft replacement, by site
- filipuncture [39.52](#)
- graft replacement -- see Aneurysmectomy, with graft replacement, by site
- methyl methacrylate [39.52](#)
- suture [39.52](#)
- wiring [39.52](#)
- wrapping [39.52](#)
- Matas' [39.52](#)

Aneurysmotomy -- see Aneurysmectomy

Angiectomy

with

- anastomosis [38.30](#)
- abdominal
 - artery [38.36](#)
 - vein [38.37](#)
- aorta (arch) (ascending) (descending) [38.34](#)
- head and neck NEC [38.32](#)
- intracranial NEC [38.31](#)
- lower limb
 - artery [38.38](#)
 - vein [38.39](#)
- thoracic vessel NEC [38.35](#)
- upper limb (artery) (vein) [38.33](#)
- graft replacement (interposition) [38.40](#)
- abdominal
 - aorta [38.44](#)
 - artery [38.46](#)
 - vein [38.47](#)
- aorta (arch) (ascending) (descending thoracic)
 - abdominal [38.44](#)
 - thoracic [38.45](#)
 - thoracoabdominal [38.45](#) [[38.44](#)]
- head and neck NEC [38.42](#)
- intracranial NEC [38.41](#)
- lower limb
 - artery [38.48](#)
 - vein [38.49](#)
- thoracic vessel NEC [38.45](#)
- upper limb (artery) (vein) [38.43](#)
- Angiocardiography** (selective) [88.50](#)
- carbon dioxide (negative contrast) [88.58](#)
- combined right and left heart [88.54](#)
- left heart (aortic valve) (atrium) (ventricle) (ventricular outflow tract) [88.53](#)
- combined with right heart [88.54](#)
- right heart (atrium) (pulmonary valve) (ventricle) (ventricular outflow tract) [88.52](#)
- combined with left heart [88.54](#)
- vena cava (inferior) (superior) [88.51](#)

Angiography (arterial) -- see also

- Arteriography [88.40](#)
- by radioisotope -- see Scan, radioisotope, by site
- by ultrasound -- see Ultrasonography, by site
- basilar [88.41](#)
- brachial [88.49](#)
- carotid (internal) [88.41](#)
- celiac [88.47](#)
- cerebral (posterior circulation) [88.41](#)
- coronary NEC [88.57](#)
- eye (fluorescein) [95.12](#)
- femoral [88.48](#)
- heart [88.50](#)
- intra-abdominal NEC [88.47](#)
- intracranial [88.41](#)
- intrathoracic vessels NEC [88.44](#)
- lower extremity NEC [88.48](#)
- neck [88.41](#)
- placenta [88.46](#)
- pulmonary [88.43](#)
- renal [88.45](#)
- specified artery NEC [88.49](#)
- transfemoral [88.48](#)
- upper extremity NEC [88.49](#)
- veins -- see Phlebography
- vertebral [88.41](#)

Angioplasty (laser)--see also Repair, blood vessel

- balloon (percutaneous transluminal) NEC [39.50](#)
 - coronary artery (single vessel) [36.01](#)
 - with thrombolytic agent infusion [36.02](#)
 - multiple vessels [36.05](#)
- coronary [36.09](#)
 - open chest approach [36.03](#)
 - percutaneous transluminal (balloon) (single vessel) [36.01](#)
 - with thrombolytic agent infusion [36.02](#)
 - multiple vessels [36.05](#)
- percutaneous transluminal (balloon) (single vessel)
 - basilar [00.61](#)
 - carotid [00.61](#)
 - cerebral (intracranial) [00.62](#)
 - cerebrovascular
 - cerebral (intracranial) [00.62](#)
 - precerebral (extracranial) [00.61](#)
 - carotid [00.61](#)
 - coronary (balloon) (single vessel) [36.01](#)
 - with thrombolytic agent infusion [36.02](#)
 - multiple vessels [36.05](#)
 - femoropopliteal [39.50](#)
 - iliac [39.50](#)
 - lower extremity NOS [39.50](#)

Angioplasty--*Cont.*

- mesenteric [39.50](#)
 - peripheral NEC [39.50](#)
 - precerebral (extracranial) [00.61](#)
 - carotid [00.61](#)
 - renal [39.50](#)
 - subclavian [39.50](#)
 - upper extremity NOS [39.50](#)
 - vertebral [00.61](#)
 - specified site NEC [39.50](#)
 - cerebrovascular
 - cerebral (intracranial) [00.62](#)
 - precerebral (extracranial) [00.61](#)
 - peripheral [39.50](#)
- Angiorrhaphy** [39.30](#)
- artery [39.31](#)
 - vein [39.32](#)
- Angioscopy, percutaneous** [38.22](#)
- eye (fluorescein) [95.12](#)
- Angiotomy** [38.00](#)
- abdominal
 - artery [38.06](#)
 - vein [38.07](#)
 - aorta (arch) (ascending) (descending) [38.04](#)
 - head and neck NEC [38.02](#)
 - intracranial NEC [38.01](#)
 - lower limb
 - artery [38.08](#)
 - vein [38.09](#)
 - thoracic NEC [38.05](#)
 - upper limb (artery) (vein) [38.03](#)
- Angiotripsy** [39.98](#)
- Ankylosis, production of** -- see Arthrodesis
- Annuloplasty (heart) (posteromedial)** [35.33](#)
- Anoplasty** [49.79](#)
- with hemorrhoidectomy [49.46](#)
- Anoscopy** [49.21](#)
- Antibiogram** --see Examination, microscopic
- Antiemboic filter, vena cava** [38.7](#)
- Antiphobic treatment** [94.39](#)
- Antrectomy**
- mastoid [20.49](#)
 - maxillary [22.39](#)
 - radical [22.31](#)
 - pyloric [43.6](#)
- Antrostomy** -- see Antrotomy
- Antrotomy (exploratory) (nasal sinus)** [22.2](#)
- Caldwell-Luc (maxillary sinus) [22.39](#)
 - with removal of membrane lining [22.31](#)
 - intranasal [22.2](#)
 - with external approach (Caldwell-Luc) [22.39](#)
 - radical [22.31](#)
 - maxillary (simple) [22.2](#)
 - with Caldwell-Luc approach [22.39](#)
 - with removal of membrane lining [22.31](#)
 - external (Caldwell-Luc approach) [22.39](#)
 - with removal of membrane lining [22.31](#)
 - radical(with removal of membrane lining) [22.31](#)

Antrum window operation
 --see Anrotomy,maxillary

Aorticopulmonary window operation [39.59](#)

Aortogram, aortography (abdominal)
 (retrograde) (selective) (translumbar)
[88.42](#)

Aortoplasty (aortic valve) (gusset type) [35.11](#)

Aortotomy [38.04](#)

Apexcardiogram (with ECG lead) [89.57](#)

Apherisis, therapeutic - see category [99.7](#)

Apicectomy
 lung [32.3](#)
 petrous pyramid [20.59](#)
 tooth (root) [23.73](#)
 with root canal therapy [23.72](#)

Apicoectomy [23.73](#)
 with root canal therapy [23.72](#)

Apicolysis (lung) [33.39](#)

Apicostomy, alveolar [24.0](#)

Aponeurectomy [83.42](#)
 hand [82.33](#)

Aponeurorrhaphy
 --see also Suture,tendon [83.64](#)
 hand--see also Suture, tendon, hand
[82.45](#)

Aponeurotomy [83.13](#)
 hand [82.11](#)

Appendectomy (with drainage) [47.09](#)
 incidental [47.19](#)
 laparoscopic [47.11](#)
 laparoscopic [47.01](#)

Appendectomy (with drainage) [47.09](#)
 incidental [47.19](#)
 laparoscopic [47.11](#)
 laparoscopic [47.01](#)

Appendicococostomy [47.91](#)

Appendicoenterostomy [47.91](#)

Appendicolysis [54.59](#)
 with appendectomy [47.09](#)
 laparoscopic [47.01](#)
 other [47.09](#)
 laparoscopic [54.51](#)

Appendicostomy [47.91](#)
 closure [47.92](#)

Appendicotomy [47.2](#)

Application
 adhesion barrier substance [99.77](#)
 anti-shock trousers [93.58](#)
 arch bars (orthodontic) [24.7](#)
 for immobilization (fracture) [93.55](#)
 barrier substance, adhesion [99.77](#)
 Barton's tongs (skull) (with synchronous
 skeletal traction) [02.94](#)
 bone growth stimulator (surface)
 (transcutaneous) [99.86](#)
 bone morphogenetic protein
 (recombinant) (rhBMP) [84.52](#)
 Bryant's traction [93.44](#)

Application--Cont.
 with reduction of fracture or dislocation
 -- see Reduction, fracture and
 Reduction, dislocation

Buck's traction [93.46](#)

caliper tongs (skull) (with synchronous
 skeletal traction) [02.94](#)

cast (fiberglass) (plaster) (plastic)NEC [93.53](#)
 with reduction of fracture or dislocation
 -- see Reduction, fracture and
 Reduction, dislocation

spica [93.51](#)

cervical collar [93.52](#)
 with reduction of fracture or dislocation
 -- see Reduction, fracture and
 Reduction, dislocation

clamp, cerebral aneurysm (Crutchfield)
 (Silverstone) [39.51](#)

croupette, croup tent [93.94](#)

crown (artificial) [23.41](#)

Crutchfield tongs (skull) (with synchronous
 skeletal traction) [02.94](#)

Dunlop's traction [93.44](#)
 with reduction of fracture or dislocation
 -- see Reduction, fracture and
 Reduction, dislocation

elastic stockings [93.59](#)

electronic gaiter [93.59](#)

external fixation device (bone) [78.10](#)
 carpal, metacarpal [78.14](#)
 clavicle [78.11](#)
 femur [78.15](#)
 fibula [78.17](#)
 humerus [78.12](#)
 patella [78.16](#)
 pelvic [78.19](#)
 phalanges (foot) (hand) [78.19](#)
 radius [78.13](#)
 scapula [78.11](#)
 specified site NEC [78.19](#)
 tarsal, metatarsal [78.18](#)
 thorax (ribs) (sternum) [78.11](#)
 tibia [78.17](#)
 ulna [78.13](#)
 vertebrae [78.19](#)

forceps, with delivery --see Delivery, forceps

graft -- see Graft

gravity (G-) suit [93.59](#)

intermittent pressure device [93.59](#)

Jewett extension brace [93.59](#)

Jobst pumping unit (reduction of edema) [93.59](#)

Lyman Smith traction [93.44](#)
 with reduction of fracture or dislocation
 -- see Reduction, fracture and
 Reduction, dislocation

MAST (military anti-shock trousers) [93.58](#)

Minerva jacket [93.52](#)

minifixator device (bone) --see category [78.1](#)

Application---Cont.

- neck support (molded) [93.52](#)
- obturator (orthodontic) [24.7](#)
- orthodontic appliance(obturator)(wiring) [24.7](#)
- pelvic sling [93.44](#)
- with reduction of fracture or dislocation
 - see Reduction, fracture and
 - Reduction, dislocation
- peridental splint (orthodontic) [24.7](#)
- plaster jacket [93.51](#)
- Minerva [93.52](#)
- pressure
 - dressing (bandage) (Gibney) (Robert Jones') (Shanz) [93.56](#)
 - trousers (anti-shock) (MAST) [93.58](#)
- prosthesis for missing ear [18.71](#)
- Russell's traction [93.44](#)
 - with reduction of fracture or dislocation
 - see Reduction, fracture and
 - Reduction, dislocation
- splint, for immobilization (plaster) (pneumatic) (tray) [93.54](#)
 - with fracture reduction
 - see Reduction,fracture
- stereotactic head frame [93.59](#)
- substance, adhesion barrier [99.77](#)
- Thomas collar [93.52](#)
 - with reduction of fracture or dislocation
 - see Reduction, fracture and
 - Reduction, dislocation
- traction
 - with reduction of fracture or dislocation
 - see Reduction, fracture and
 - Reduction, dislocation
- adhesive tape (skin) [93.46](#)
- boot [93.46](#)
- Bryant's [93.44](#)
- Buck's [93.46](#)
- Cotrel's [93.42](#)
- Dunlop's [93.44](#)
- gallows [93.46](#)
- Lyman Smith [93.44](#)
- Russell's [93.44](#)
- skeletal NEC [93.44](#)
 - intermittent [93.43](#)
- skin, limbs NEC [93.46](#)
- spinal NEC [93.42](#)
 - with skull device (halo)(caliper) (Crutchfield) (Gardner-Wells) (Winke) (tongs) [93.41](#)
 - with synchronous insertion [02.94](#)
- Thomas' splint [93.45](#)
- Unna's paste boot [93.53](#)
- vasopneumatic device [93.58](#)
- Velpeau dressing [93.59](#)
- Vinke tongs (skull) (with synchronous skeletal traction) [02.94](#)
- wound dressing NEC [93.57](#)

Aquapheresis [99.78](#)**Arc lamp** -- see Photocoagulation**Arrest**

- bone growth (epiphyseal) [78.20](#)
 - by stapling -- see Stapling, epiphyseal plate
- femur [78.25](#)
- fibula [78.27](#)
- humerus [78.22](#)
- radius [78.23](#)
- tibia [78.27](#)
- ulna [78.23](#)
- cardiac, induced (anoxic) (circulatory) [39.63](#)
- circulatory, induced (anoxic) [39.63](#)
- hemorrhage -- see Control, hemorrhage

Arslan operation(fenestration of inner ear)[20.61](#)**Arteriectomy** [38.60](#)

- with
 - anastomosis [38.30](#)
 - abdominal [38.36](#)
 - aorta (arch) (ascending) (descending) [38.34](#)
 - head and neck NEC [38.32](#)
 - intracranial NEC [38.31](#)
 - lower limb [38.38](#)
 - thoracic NEC [38.35](#)
 - upper limb [38.33](#)
 - graft replacement (interposition) [38.40](#)
 - abdominal
 - aorta [38.44](#)
 - aorta (arch) (ascending) (descending thoracic) (thoracic)
 - abdominal [38.44](#)
 - thoracic [38.45](#)
 - thoracoabdominal [38.45](#) [[38.44](#)]
 - head and neck NEC [38.42](#)
 - intracranial NEC [38.41](#)
 - lower limb [38.48](#)
 - thoracic NEC [38.45](#)
 - upper limb [38.43](#)
 - abdominal [38.66](#)
 - aorta (arch) (ascending) (descending) [38.64](#)
 - head and neck NEC [38.62](#)
 - intracranial NEC [38.61](#)
 - lower-limb [38.68](#)
 - thoracic NEC [38.65](#)
 - upper limb [38.63](#)
- Arteriography** (contrast) (fluoroscopic) (retrograde) [88.40](#)
 - by
 - radioisotope -- see Scan, radioisotope
 - ultrasound(Doppler)--see Ultrasonography, by site
 - aorta (arch) (ascending) (descending) [88.42](#)
 - basilar [88.41](#)
 - brachial [88.49](#)
 - carotid (internal) [88.41](#)
 - cerebral (posterior circulation) [88.41](#)

Arteriography---Cont.

- coronary (direct) (selective) NEC [88.57](#)
- double catheter technique (Judkins) (Ricketts and Abrams) [88.56](#)
- single catheter technique (Sones) [88.55](#)
- Doppler (ultrasonic) -- see Ultrasonography, by site
- femoral [88.48](#)
- head and neck [88.41](#)
- intra-abdominal NEC [88.47](#)
- intrathoracic NEC [88.44](#)
- lower extremity [88.48](#)
- placenta [88.46](#)
- pulmonary [88.43](#)
- radioisotope -- see Scan, radioisotope
- renal [88.45](#)
- specified site NEC [88.49](#)
- superior mesenteric artery [88.47](#)
- transfemoral [88.48](#)
- ultrasound -- see Ultrasonography, by site
- upper extremity [88.49](#)

Arterioplasty -- see Repair, artery

Arteriorrhaphy [39.31](#)

Arteriotomy [38.00](#)

- abdominal [38.06](#)
- aorta (arch) (ascending) (descending) [38.04](#)
- head and neck NEC [38.02](#)
- intracranial NEC [38.01](#)
- lower limb [38.08](#)
- thoracic NEC [38.05](#)
- upper limb [38.03](#)

Arteriovenostomy [39.29](#)

- for renal dialysis [39.27](#)

Arthrectomy [80.90](#)

- ankle [80.97](#)
- elbow [80.92](#)
- foot and toe [80.98](#)
- hand and finger [80.94](#)
- hip [80.95](#)
- intervertebral disc -- see category [80.5](#)
- knee [80.96](#)
- semilunar cartilage [80.6](#)
- shoulder [80.91](#)
- specified site NEC [80.99](#)
- spine NEC [80.99](#)
- wrist [80.93](#)

Arthrocentesis [81.91](#)

- for arthrography -- see Arthrogram

Arthrodesis (compression) (extra-articular)

- (intra-articular) (with bone graft) (with fixation device) [81.20](#)
- ankle [81.11](#)
- carporadial [81.25](#)
- cricoarytenoid [31.69](#)
- elbow [81.24](#)
- finger [81.28](#)
- foot NEC [81.17](#)
- hip [81.21](#)

Arthrodesis---Cont.

- interphalangeal
 - finger [81.28](#)
 - toe NEC [77.58](#)
 - claw toe repair [77.57](#)
 - hammer toe repair [77.56](#)
 - ischiofemoral [81.21](#)
 - knee [81.22](#)
 - lumbosacral, lumbar NEC [81.08](#)
 - anterior (interbody), anterolateral technique [81.06](#)
 - lateral transverse process technique [81.07](#)
 - posterior (interbody), posterolateral technique [81.08](#)
 - McKeever (metatarsophalangeal) [81.16](#)
 - metacarpocarpal [81.26](#)
 - metacarpophalangeal [81.27](#)
 - metatarsophalangeal [81.16](#)
 - midtarsal [81.14](#)
 - plantar [81.11](#)
 - sacroiliac [81.08](#)
 - shoulder [81.23](#)
 - specified joint NEC [81.29](#)
 - spinal -- see also Fusion, spinal [81.00](#)
 - subtalar [81.13](#)
 - tarsometatarsal [81.15](#)
 - tibiotalar [81.11](#)
 - toe NEC [77.58](#)
 - claw toe repair [77.57](#)
 - hammer toe repair [77.56](#)
 - triple [81.12](#)
 - wrist [81.26](#)
- Arthroendoscopy** -- see Arthroscopy
- Arthrogram, arthrography** [88.32](#)
- temporomandibular [87.13](#)
- Arthrolisis** [93.26](#)
- Arthroplasty** (with fixation device) (with traction) [81.96](#)
- ankle [81.49](#)
 - carpals [81.75](#)
 - with prosthetic implant [81.74](#)
 - carpocarpal, carpometacarpal [81.75](#)
 - with prosthetic implant [81.74](#)
 - Carroll and Taber (proximal interphalangeal joint) [81.72](#)
 - cup (partial hip) [81.52](#)
 - Curtis (interphalangeal joint) [81.72](#)
 - elbow [81.85](#)
 - with prosthetic replacement(total) [81.84](#)
 - femoral head NEC [81.40](#)
 - with prosthetic implant [81.52](#)
 - finger(s) [81.72](#)
 - with prosthetic implant [81.71](#)
 - foot (metatarsal) with joint replacement [81.57](#)
 - Fowler (metacarpophalangeal joint) [81.72](#)

Arthroplasty---Cont.

- hand (metacarpophalangeal)
 - (interphalangeal) [81.72](#)
 - with prosthetic implant [81.71](#)
- hip (with bone graft) [81.40](#)
 - cup (partial hip) [81.52](#)
 - femoral head NEC [81.40](#)
 - with prosthetic implant [81.52](#)
 - with total replacement [81.51](#)
 - partial replacement [81.52](#)
 - total replacement [81.51](#)
- interphalangeal joint [81.72](#)
 - with prosthetic implant [81.71](#)
- Kessler (carpometacarpal joint) [81.74](#)
- knee -- see also Repair, knee [81.47](#)
 - prosthetic replacement
 - (bicompartmental) (hemijoint) (partial) (total) (tricompartamental) (unicompartmental) [81.54](#)
 - revision [81.85](#)
 - metacarpophalangeal joint [81.72](#)
 - with prosthetic implant [81.71](#)
 - shoulder [81.83](#)
 - prosthetic replacement (partial) [81.81](#)
 - total [81.80](#)
 - for recurrent dislocation [81.82](#)
 - temporomandibular [76.5](#)
 - toe NEC [77.58](#)
 - with prosthetic replacement [81.57](#)
 - for hallux valgus repair [77.59](#)
 - wrist [81.75](#)
 - with prosthetic implant [81.74](#)
 - total replacement [81.73](#)

Arthroscopy [80.20](#)

- ankle [80.27](#)
- elbow [80.22](#)
- finger [80.24](#)
- foot [80.28](#)
- hand [80.24](#)
- hip [80.25](#)
- knee [80.26](#)
- shoulder [80.21](#)
- specified site NEC [80.29](#)
- toe [80.28](#)
- wrist [80.23](#)

Arthrostomy -- see also Arthrotomy [80.10](#)**Arthrotomy** [80.10](#)

- as operative approach -- omit code with
 - arthrography -- see Arthrogram
 - arthroscopy -- see Arthroscopy
 - injection of drug [81.92](#)
 - removal of prosthesis--see also Removal, prosthesis, joint structures [80.00](#)
- ankle [80.17](#)
- elbow [80.12](#)
- foot and toe [80.18](#)

Arthrotomy ---Cont.

- hand and finger [80.14](#)
- hip [80.15](#)
- knee [80.16](#)
- shoulder [80.11](#)
- specified site NEC [80.19](#)
- spine [80.19](#)
- wrist [80.13](#)

Artificial

- insemination [69.92](#)
- kidney [39.95](#)
- rupture of membranes [73.09](#)

Arytenoidectomy [30.29](#)**Arytenoidopexy** [31.69](#)**Asai operation (larynx)** [31.75](#)**Aspiration**

- abscess -- see Aspiration, by site
- anterior chamber, eye (therapeutic) [12.91](#)
 - diagnostic [12.21](#)
- aqueous (eye) (humor) (therapeutic) [12.91](#)
 - diagnostic [12.21](#)
- ascites [54.91](#)
- Bartholin's gland (cyst) (percutaneous) [71.21](#)
- biopsy -- see Biopsy, by site
- bladder (catheter) [57.0](#)
 - percutaneous (needle) [57.11](#)
- bone marrow (for biopsy) [41.31](#)
 - from donor for transplant [41.91](#)
 - stem cell [99.79](#)
- branchial cleft cyst [29.0](#)
- breast [85.91](#)
- bronchus [96.05](#)
 - with lavage [96.56](#)
- bursa (percutaneous) [83.94](#)
 - hand [82.92](#)
- calculus, bladder [57.0](#)
- cataract [13.3](#)
 - with
 - phacoemulsification [13.41](#)
 - phacofragmentation [13.43](#)
 - posterior route [13.42](#)
- chest [34.91](#)
- cisternal [01.01](#)
- cranial (puncture) [01.09](#)
- craniobuccal pouch [07.72](#)
- craniopharyngioma [07.72](#)
- cul-de-sac (abscess) [70.0](#)
- curettage, uterus [69.59](#)
 - after abortion or delivery [69.52](#)
 - diagnostic [69.59](#)
 - to terminate pregnancy [69.51](#)
- cyst -- see Aspiration, by site
- diverticulum, pharynx [29.0](#)
- endotracheal [96.04](#)
 - with lavage [96.56](#)
- extradural [01.09](#)
- eye (anterior chamber) (therapeutic) [12.91](#)
 - diagnostic [12.21](#)

Aspiration---Cont.

fallopian tube [66.91](#)
 fascia [83.95](#)
 hand [82.93](#)
 gallbladder (percutaneous) [51.01](#)
 hematoma -- see also Aspiration, by site
 obstetrical [75.92](#)
 incisional [75.91](#)
 hydrocele, tunica vaginalis [61.91](#)
 hygroma -- see Aspiration, by site
 hypHEMA [12.91](#)
 hypophysis [07.72](#)
 intracranial space (epidural) (extradural) (subarachnoid) (subdural) (ventricular) [01.09](#)
 through previously implanted catheter or reservoir (Ommaya) (Rickham) [01.02](#)
 joint [81.91](#)
 for arthrography -- see Arthrogram
 kidney (cyst) (pelvis) (percutaneous) (therapeutic) [55.92](#)
 diagnostic [55.23](#)
 liver (percutaneous) [50.91](#)
 lung (percutaneous) (puncture) (needle) (trocar) [33.93](#)
 middle ear [20.09](#)
 with intubation [20.01](#)
 muscle [83.95](#)
 hand [82.93](#)
 nail [86.01](#)
 nasal sinus [22.00](#)
 by puncture [22.01](#)
 through natural ostium [22.02](#)
 nasotracheal [96.04](#)
 with lavage [96.56](#)
 orbit, diagnostic [16.22](#)
 ovary [65.91](#)
 percutaneous -- see Aspiration, by site
 pericardium (wound) [37.0](#)
 pituitary gland [07.72](#)
 pleural cavity [34.91](#)
 prostate (percutaneous) [60.91](#)
 Rathke's pouch [07.72](#)
 seminal vesicles [60.71](#)
 seroma -- see Aspiration, by site
 skin [86.01](#)
 soft tissue NEC [83.95](#)
 hand [82.93](#)
 spermatocele [63.91](#)
 spinal (puncture) [03.31](#)
 spleen (cyst) [41.1](#)
 stem cell [99.79](#)
 subarachnoid space (cerebral) [01.09](#)
 subcutaneous tissue [86.01](#)
 subdural space (cerebral) [01.09](#)
 tendon [83.95](#)

Aspiration---Cont.

hand [82.93](#)
 testis [62.91](#)
 thymus [07.92](#)
 thyroid (field) (gland) [06.01](#)
 postoperative [06.02](#)
 trachea [96.04](#)
 with lavage [96.56](#)
 percutaneous [31.99](#)
 tunica vaginalis (hydrocele) (percutaneous) [61.91](#)
 vitreous (and replacement) [14.72](#)
 diagnostic [14.11](#)
Assessment
 fitness to testify [94.11](#)
 mental status [94.11](#)
 nutritional status [89.39](#)
 personality [94.03](#)
 temperament [94.02](#)
 vocational [93.85](#)
Assistance
 cardiac -- see also Resuscitation, cardiac
 extracorporeal circulation [39.61](#)
 endotracheal respiratory -- see category [96.7](#)
 hepatic, extracorporeal [50.92](#)
 respiratory (endotracheal) (mechanical) -- see Ventilation, mechanical [96.7](#)
Asymmetrogammagram
 -- see Scan, radioisotope
Atherectomy
 cerebrovascular - see angioplasty
 coronary -- see Angioplasty
 peripheral [39.50](#)
Atriocommissuropexy (mitral valve) [35.12](#)
Atrioplasty NEC [37.99](#)
 combined with repair of valvular and ventricular septal defects -- see Repair, endocardial cushion defect septum (heart) NEC [35.71](#)
Atrioseptopexy -- see also Repair, atrial septal defect [35.71](#)
Atrioseptoplasty -- see also Repair, atrial septal defect [35.71](#)
Atrioseptostomy (balloon) [35.41](#)
Atriotomy [37.11](#)
Atrioventriculostomy (cerebral-heart) [02.32](#)
Attachment
 eye muscle
 orbicularis oculi to eyebrow [08.36](#)
 rectus to frontalis [15.9](#)
 pedicle (flap) graft [86.74](#)
 hand [86.73](#)
 lip [27.57](#)
 mouth [27.57](#)
 pharyngeal flap (for cleft palate repair) [27.62](#)
 secondary or subsequent [27.63](#)
 retina -- see Reattachment, retina
Atticoantrostomy (ear) [20.49](#)

Atticoantrotomy (ear) [20.49](#)
Atticotomy (ear) [20.23](#)
Audiometry (Bekesy 5-tone) (impedance)
 (stapedial reflex response) (subjective)
[95.41](#)
Augmentation
 bladder [57.87](#)
 breast -- see Mammoplasty, augmentation
 buttock ("fanny-lift") [86.89](#)
 chin [76.68](#)
 genioplasty [76.68](#)
 mammoplasty -- see Mammoplasty,
 augmentation
 outflow tract (pulmonary valve) (gusset
 type) [35.26](#)
 in total repair of tetralogy of Fallot [35.81](#)
 vocal cord(s) [31.0](#)
Auriclectomy [18.39](#)
Autograft -- see Graft
Autologous -- see Blood, transfusion
Autopsy [89.8](#)

Autotransfusion (whole blood) [99.02](#)
 -- see Blood, transfusion
Autotransplant,
autotransplantation -- see also
 Reimplantation
 adrenal tissue (heterotopic) (orthotopic) [07.45](#)
 kidney [55.61](#)
 lung -- see Transplant, transplantation, lung [33.5](#)
 ovary [65.72](#)
 laparoscopic [65.75](#)
 pancreatic tissue [52.81](#)
 parathyroid tissue (heterotopic)
 (orthotopic) [06.95](#)
 thyroid tissue (heterotopic) (orthotopic) [06.94](#)
 tooth [23.5](#)
Avulsion, nerve (cranial) (peripheral) NEC [04.07](#)
 acoustic [04.01](#)
 phrenic [33.31](#)
 sympathetic [05.29](#)
Azygography [88.63](#)

B

- Bacterial smear** -- see Examination, microscopic
- Baffles operation** (interatrial transposition of venous return) [35.91](#)
- Baffle, atrial or interatrial** [35.91](#)
- Balanoplasty** [64.49](#)
- Baldy-Webster operation** (uterine suspension) [69.22](#)
- Ballistocardiography** [89.59](#)
- Balloon**
angioplasty -- see Angioplasty, balloon
pump, intra-aortic [37.61](#)
systostomy (atrial) [35.41](#)
- Ball operation**
herniorrhaphy--see Repair, hernia,inguinal
undercutting [49.02](#)
- Bandage** [93.37](#)
elastic [93.56](#)
- Banding**
gastric [44.68](#)
vertical [44.68](#)
pulmonary artery [38.85](#)
- Bankhart operation** (capsular repair into glenoid, for shoulder dislocation) [81.82](#)
- Bardenheuer operation** (ligation of innominate artery) [38.85](#)
- Barium swallow** [87.61](#)
- Barkan operation** (goniotomy) [12.52](#)
with goniopuncture [12.53](#)
- Barr operation** (transfer of tibialis posterior tendon) [83.75](#)
- Barsky operation**(closure of cleft hand)[82.82](#)
- Basal metabolic rate** [89.39](#)
- Basiotripsy** [73.8](#)
- Bassett operation** (vulvectomy with inguinal lymph node dissection) [71.5](#) [[40.3](#)]
- Bassini operation**--see Repair, hernia,inguinal
- Batch-Spittler-McFaddin operation** (knee disarticulation) [84.16](#)
- Batista operation** (partial ventriculectomy) (ventricular reduction) (ventricular remodeling) [37.35](#)
- Beck operation**
aorta-coronary sinus shunt [36.39](#)
epicardial poudrage [36.39](#)
- Beck-Jianu operation** (permanent gastrostomy) [43.19](#)
- Behavior modification** [94.33](#)
- Bell-Beutner operation** (subtotal abdominal hysterectomy) [68.39](#)
laparoscopic [68.31](#)
- Belsey operation** (esophagogastric sphincter) [44.65](#)
- Benenenti operation** (rotation of bulbous urethra) [58.49](#)
- Berke operation** (levator resection of eyelid) [08.33](#)
- Bicuspidization of heart valve** [35.10](#)
aortic [35.11](#)
mitral [35.12](#)
- Bicycle dynamometer** [93.01](#)
- Biesenberger operation** (size reduction of breast, bilateral) [85.32](#)
unilateral [85.31](#)
- Bifurcation, bone** -- see also Osteotomy [77.30](#)
- Bigelow operation** (litholapaxy) [57.0](#)
- Billiite therapy** (ultraviolet) [99.82](#)
- Billroth I operation** (partial gastrectomy with gastroduodenostomy) [43.6](#)
- Billroth II operation** (partial gastrectomy with gastrojejunostomy) [43.7](#)
- Binnie operation** (hepatopexy) [50.69](#)
- Biofeedback, psychotherapy** [94.39](#)
- Biopsy**
abdominal wall [54.22](#)
adenoid [28.11](#)
adrenal gland NEC [07.11](#)
closed [07.11](#)
open [07.12](#)
percutaneous (aspiration) (needle) [07.11](#)
alveolus [24.12](#)
anus [49.23](#)
appendix [45.26](#)
artery (any site) [38.21](#)
aspiration -- see Biopsy, by site
bile ducts [51.14](#)
closed (endoscopic) [51.14](#)
open [51.13](#)
percutaneous (needle) [51.12](#)
bladder [57.33](#)
closed [57.33](#)
open [57.34](#)
transurethral [57.33](#)
blood vessel (any site) [38.21](#)
bone [77.40](#)
carpal, metacarpal [77.44](#)
clavicle [77.41](#)
facial [76.11](#)
femur [77.45](#)
fibula [77.47](#)
humerus [77.42](#)
marrow [41.31](#)
patella [77.46](#)
pelvic [77.49](#)
phalanges (foot) (hand) [77.49](#)

Biopsy---Cont.

radius [77.43](#)
 scapula [77.41](#)
 specified site NEC [77.49](#)
 tarsal, metatarsal [77.48](#)
 thorax (ribs) (sternum) [77.41](#)
 tibia [77.47](#)
 ulna [77.43](#)
 vertebrae [77.49](#)
 bowel -- see Biopsy, intestine
 brain NEC [01.13](#)
 closed [01.13](#)
 open [01.14](#)
 percutaneous (needle) [01.13](#)
 breast [85.11](#)
 blind [85.11](#)
 closed [85.11](#)
 open [85.12](#)
 percutaneous (needle) (Vimm-Silverman)
 [85.11](#)
 bronchus NEC [33.24](#)
 brush [33.24](#)
 closed (endoscopic) [33.24](#)
 open [33.25](#)
 washings [33.24](#)
 bursa [83.21](#)
 cardioesophageal (junction) [44.14](#)
 closed (endoscopic) [44.14](#)
 open [44.15](#)
 cecum [45.25](#)
 brush [45.25](#)
 closed (endoscopic) [45.25](#)
 open [45.26](#)
 cerebral meninges NEC [01.11](#)
 closed [01.11](#)
 open [01.12](#)
 percutaneous (needle) [01.11](#)
 cervix (punch) [67.12](#)
 conization (sharp) [67.2](#)
 chest wall [34.23](#)
 clitoris [71.11](#)
 colon [45.25](#)
 brush [45.25](#)
 closed (endoscopic) [45.25](#)
 open [45.26](#)
 conjunctiva [10.21](#)
 cornea [11.22](#)
 cul-de-sac [70.23](#)
 diaphragm [34.27](#)
 duodenum [45.14](#)
 brush [45.14](#)
 closed (endoscopic) [45.14](#)
 open [45.15](#)
 ear (external) [18.12](#)
 middle or inner [20.32](#)
 endocervix [67.11](#)
 endometrium NEC [68.16](#)
 by

Biopsy---Cont.

 aspiration curettage [69.59](#)
 dilation and curettage [69.09](#)
 closed (endoscopic) [68.16](#)
 open [68.13](#)
 epididymis [63.01](#)
 esophagus [42.24](#)
 closed (endoscopic) [42.24](#)
 open [42.25](#)
 extraocular muscle or tendon [15.01](#)
 eye [16.23](#)
 muscle (oblique) (rectus) [15.01](#)
 eyelid [08.11](#)
 fallopian tube [66.11](#)
 fascia [83.21](#)
 fetus [75.33](#)
 gallbladder [51.12](#)
 closed (endoscopic) [51.14](#)
 open [51.13](#)
 percutaneous (needle) [51.12](#)
 ganglion (cranial) (peripheral) NEC [04.11](#)
 closed [04.11](#)
 open [04.12](#)
 percutaneous (needle) [04.11](#)
 sympathetic nerve [05.11](#)
 gum [24.11](#)
 heart [37.25](#)
 hypophysis -- see also Biopsy,
 pituitary gland [07.15](#)
 ileum [45.14](#)
 brush [45.14](#)
 closed (endoscopic) [45.14](#)
 open [45.15](#)
 intestine NEC [45.27](#)
 large [45.25](#)
 brush [45.25](#)
 closed (endoscopic) [45.25](#)
 open [45.26](#)
 small [45.14](#)
 brush [45.14](#)
 closed (endoscopic) [45.14](#)
 open [45.15](#)
 intra-abdominal mass [54.24](#)
 closed [54.24](#)
 percutaneous (needle) [54.24](#)
 iris [12.22](#)
 jejunum [45.14](#)
 brush [45.14](#)
 closed (endoscopic) [45.14](#)
 open [45.15](#)
 joint structure (aspiration) [80.30](#)
 ankle [80.37](#)
 elbow [80.32](#)
 foot and toe [80.38](#)
 hand and finger [80.34](#)
 hip [80.35](#)
 knee [80.36](#)
 shoulder [80.31](#)

Biopsy---Cont.

specified site NEC [80.39](#)
 spine [80.39](#)
 wrist [80.33](#)
 kidney [55.23](#)
 closed [55.23](#)
 open [55.24](#)
 percutaneous (aspiration) (needle) [55.23](#)
 labia [71.11](#)
 lacrimal
 gland [09.11](#)
 sac [09.12](#)
 larynx [31.43](#)
 brush [31.43](#)
 closed (endoscopic) [31.43](#)
 open [31.45](#)
 lip [27.23](#)
 liver [50.11](#)
 closed [50.11](#)
 laparoscopic [50.19](#)
 open [50.12](#)
 percutaneous (aspiration) (needle) [50.11](#)
 lung NEC [33.27](#)
 brush [33.24](#)
 closed (percutaneous) (needle) [33.26](#)
 brush [33.24](#)
 endoscopic [33.27](#)
 brush [33.24](#)
 endoscopic [33.27](#)
 brush [33.24](#)
 open [33.28](#)
 transbronchial [33.27](#)
 lymphatic structure (channel) (node)
 (vessel) [40.11](#)
 mediastinum NEC [34.25](#)
 closed [34.25](#)
 open [34.26](#)
 percutaneous (needle) [34.25](#)
 meninges (cerebral) NEC [01.11](#)
 closed [01.11](#)
 open [01.12](#)
 percutaneous (needle) [01.11](#)
 spinal [03.32](#)
 mesentery [54.23](#)
 mouth NEC [27.24](#)
 muscle [83.21](#)
 extraocular [15.01](#)
 ocular [15.01](#)
 nasopharynx [29.12](#)
 nerve (cranial) (peripheral) NEC [04.11](#)
 closed [04.11](#)
 open [04.12](#)
 percutaneous (needle) [04.11](#)
 sympathetic [05.11](#)
 nose, nasal [21.22](#)
 sinus [22.11](#)
 closed (endoscopic) (needle) [22.11](#)
 open [22.12](#)

Biopsy---Cont.

ocular muscle or tendon [15.01](#)
 omentum
 closed [54.24](#)
 open [54.23](#)
 percutaneous (needle) [54.24](#)
 orbit [16.23](#)
 by aspiration [16.22](#)
 ovary [65.12](#)
 by aspiration [65.11](#)
 laparoscopic [65.13](#)
 palate (bony) [27.21](#)
 soft [27.22](#)
 pancreas [52.11](#)
 closed (endoscopic) [52.11](#)
 open [52.12](#)
 percutaneous (aspiration) (needle) [52.11](#)
 pancreatic duct [52.14](#)
 closed (endoscopic) [52.14](#)
 parathyroid gland [06.13](#)
 penis [64.11](#)
 perianal tissue [49.22](#)
 pericardium [37.24](#)
 periprostic [60.15](#)
 perirectal tissue [48.26](#)
 perirenal tissue [59.21](#)
 peritoneal implant
 closed [54.24](#)
 open [54.23](#)
 percutaneous (needle) [54.24](#)
 peritoneum
 closed [54.24](#)
 open [54.23](#)
 percutaneous (needle) [54.24](#)
 periurethral tissue [58.24](#)
 perivesical tissue [59.21](#)
 pharynx, pharyngeal [29.12](#)
 pineal gland [07.17](#)
 pituitary gland [07.15](#)
 transfrontal approach [07.13](#)
 transsphenoidal approach [07.14](#)
 pleura, pleural [34.24](#)
 prostate NEC [60.11](#)
 closed (transurethral) [60.11](#)
 open [60.12](#)
 percutaneous (needle) [60.11](#)
 transrectal [60.11](#)
 rectum [48.24](#)
 brush [48.24](#)
 closed (endoscopic) [48.24](#)
 open [48.25](#)
 retroperitoneal tissue [54.24](#)
 salivary gland or duct [26.11](#)
 closed (needle) [26.11](#)
 open [26.12](#)
 scrotum [61.11](#)
 seminal vesicle NEC [60.13](#)
 closed [60.13](#)

Biopsy---Cont.

open [60.14](#)
 percutaneous (needle) [60.13](#)
 sigmoid colon [45.25](#)
 brush [45.25](#)
 closed (endoscopic) [45.25](#)
 open [45.26](#)
 sinus, nasal [22.11](#)
 closed (endoscopic) (needle) [22.11](#)
 open [22.12](#)
 skin (punch) [86.11](#)
 skull [01.15](#)
 soft palate [27.22](#)
 soft tissue NEC [83.21](#)
 spermatic cord [63.01](#)
 sphincter of Oddi [51.14](#)
 closed (endoscopic) [51.14](#)
 open [51.13](#)
 spinal cord (meninges) [03.32](#)
 spleen [41.32](#)
 closed [41.32](#)
 open [41.33](#)
 percutaneous (aspiration) (needle) [41.32](#)
 stomach [44.14](#)
 brush [44.14](#)
 closed (endoscopic) [44.14](#)
 open [44.15](#)
 subcutaneous tissue (punch) [86.11](#)
 supraglottic mass [29.12](#)
 sympathetic nerve [05.11](#)
 tendon [83.21](#)
 extraocular [15.01](#)
 ocular [15.01](#)
 testis NEC [62.11](#)
 closed [62.11](#)
 open [62.12](#)
 percutaneous (needle) [62.11](#)
 thymus [07.16](#)
 thyroid gland NEC [06.11](#)
 closed [06.11](#)
 open [06.12](#)
 percutaneous (aspiration) (needle) [06.11](#)
 tongue [25.01](#)
 closed (needle) [25.01](#)
 open [25.02](#)
 tonsil [28.11](#)
 trachea [31.44](#)
 brush [31.44](#)
 closed (endoscopic) [31.44](#)
 open [31.45](#)
 tunica vaginalis [61.11](#)
 umbilicus [54.22](#)
 ureter [56.33](#)
 closed (percutaneous) [56.32](#)
 endoscopic [56.33](#)
 open [56.34](#)
 transurethral [56.33](#)
 urethra [58.23](#)

Biopsy---Cont.

uterus, uterine (endometrial) [68.16](#)
 by
 aspiration curettage [69.59](#)
 dilation and curettage [69.09](#)
 closed (endoscopic) [68.16](#)
 ligaments [68.15](#)
 closed (endoscopic) [68.15](#)
 open [68.14](#)
 open [68.13](#)
 uvula [27.22](#)
 vagina [70.24](#)
 vas deferens [63.01](#)
 vein (any site) [38.21](#)
 vulva [71.11](#)
Bischoff operation
 (ureteroneocystostomy) [56.74](#)
Bisection -- see also Excision
 hysterectomy [68.39](#)
 laparoscopic [68.31](#)
 ovary [65.29](#)
 laparoscopic [65.25](#)
 stapes foot plate [19.19](#)
 with incus replacement [19.11](#)
Bischoff operation (spinal myelotomy) [03.29](#)
Blalock operation (systemic-pulmonary anastomosis) [39.0](#)
Blalock-Hanlon operation (creation of atrial septal defect) [35.42](#)
Blalock-Taussig operation (subclavian-pulmonary anastomosis) [39.0](#)
Blascov operation (resection and advancement of levator palpebrae superioris) [08.33](#)
Blepharotomy [08.20](#)
Blepharoplasty -- see also Reconstruction, eyelid [08.70](#)
 extensive [08.44](#)
Blepharorrhaphy [08.52](#)
 division or severing [08.02](#)
Blepharotomy [08.09](#)
Blind rehabilitation therapy NEC [93.78](#)
Block
 caudal -- see Injection, spinal ganglion or plexus [05.31](#)
 dissection
 breast
 bilateral [85.46](#)
 unilateral [85.45](#)
 bronchus [32.6](#)
 larynx [30.3](#)
 lymph nodes [40.50](#)
 neck [40.40](#)
 vulva [71.5](#)
 epidural, spinal -- see Injection, spinal gasserian ganglion [04.81](#)
 intercostal nerves [04.81](#)

Block---Cont.

intrathecal -- see injection, spinal
 nerve (cranial) (peripheral) NEC [04.81](#)
 paravertebral stellate ganglion [05.31](#)
 peripheral nerve [04.81](#)
 spinal nerve root (intrathecal)
 -- see Injection, spinal
 stellate (ganglion) [05.31](#)
 subarachnoid, spinal -- see Injection, spinal
 sympathetic nerve [05.31](#)
 trigeminal nerve [04.81](#)

Blood

flow study, Doppler-type
 (ultrasound) -- see
 Ultrasonography
 patch, spine (epidural) [03.95](#)
 transfusion
 antihemophilic factor [99.06](#)
 autologous
 collected prior to surgery [99.02](#)
 intraoperative [99.00](#)
 perioperative [99.00](#)
 postoperative [99.00](#)
 previously collected [99.02](#)
 salvage [99.00](#)
 blood expander [99.08](#)
 blood surrogate [99.09](#)
 coagulation factors [99.06](#)
 exchange [99.01](#)
 granulocytes [99.09](#)
 hemodilution [99.03](#)
 other substance [99.09](#)
 packed cells [99.04](#)
 plasma [99.07](#)
 platelets [99.05](#)
 serum, other [99.07](#)
 thrombocytes [99.05](#)

Blood operation

femoral shortening(with blade plate) [78.25](#)
 by epiphyseal stapling [78.25](#)

Boari operation (bladder flap) [56.74](#)

Bobb operation (cholelithotomy) [51.04](#)

Bone

age studies [88.33](#)
 mineral density study [88.98](#)

Bonney operation (abdominal
 hysterectomy) [68.4](#)

Borthen operation (iridotaxis) [12.63](#)

Bost operation

plantar dissection [80.48](#)
 radiocarpal fusion [81.26](#)

Bosworth operation

arthroplasty for acromioclavicular
 separation [81.83](#)
 fusion of posterior lumbar and
 lumbosacral spine [81.08](#)
 for pseudarthrosis [81.38](#)

Bosworth operation---Cont.

Resection of radial head ligaments
 (for tennis elbow) [80.92](#)
 shelf procedure, hip [81.40](#)

Bottle repair of hydrocele, tunica-vaginalis [61.2](#)

Boyd operation (hip disarticulation) [84.18](#)

Brachytherapy

intravascular [92.27](#)

Brauer operation (cardiolysis) [37.10](#)

Breech extraction -- see Extraction, breech

Bricker operation (ileoureterostomy) [56.51](#)

Brisement (forcé) [93.26](#)

Bristow operation (repair of shoulder
 dislocation) [81.82](#)

Brock operation (pulmonary valvotomy)[35.03](#)

Brockman operation (soft tissue release
 for clubfoot) [83.84](#)

Bronchogram, bronchography [87.32](#)

endotracheal [87.31](#)

transcricoid [87.32](#)

Bronchoplasty [33.48](#)

Bronchorrhaphy [33.41](#)

Bronchoscopy NEC [33.23](#)

with biopsy [33.24](#)

lung [33.27](#)

brush [33.24](#)

fiberoptic [33.22](#)

with biopsy [33.24](#)

lung [33.27](#)

brush [33.24](#)

through tracheostomy [33.21](#)

with biopsy [33.24](#)

lung [33.27](#)

brush [33.24](#)

Bronchspirometry [89.38](#)

Bronchostomy [33.0](#)

closure [33.42](#)

Bronchotomy [33.0](#)

Browne (-Denis) operation

(hypospadias repair) [58.45](#)

Brunschwig operation (temporary

gastrostomy) [43.19](#)

Buckling, scleral [14.49](#)

with

air tamponade [14.49](#)

implant (silicone) (vitreous) [14.41](#)

resection of sclera [14.49](#)

vitrectomy [14.49](#)

vitreous implant (silicone) [14.41](#)

Bunionectomy (radical) [77.59](#)

with

arthrodesis [77.52](#)

osteotomy of first metatarsal [77.51](#)

resection of joint with prosthetic

implant [77.59](#)

soft tissue correction NEC [77.53](#)

Bunnell operation (tendon transfer) [82.56](#)

- Burch procedure** (retropubic urethral suspension for urinary stress incontinence) [59.5](#)
- Burgess operation**(amputation of ankle) [84.14](#)
- Burn dressing** [93.57](#)
- Burr holes** [01.24](#)
- Bursectomy** [83.5](#)
hand [82.31](#)
- Bursocentesis** [83.94](#)
hand [82.92](#)
- Bursotomy** [83.03](#)
hand [83.03](#)
- Burying of fimbriae in uterine wall** [66.97](#)
- Bypass**
abdominal - coronary artery [36.17](#)
aortocoronary (catheter stent) (with prosthesis) (with saphenous vein graft) (with vein graft) [36.10](#)
one coronary vessel [36.11](#)
two coronary vessels [36.12](#)
three coronary vessels [36.13](#)
four coronary vessels [36.14](#)
arterial (graft) (mandril grown graft) (vein graft) NEC [39.29](#)
carotid-cerebral [39.28](#)
carotid-vertebral [39.28](#)
extracranial-intracranial [EC-IC] [39.28](#)
intra-abdominal NEC [39.26](#)
intrathoracic NEC [39.23](#)
peripheral NEC [39.29](#)
cardiopulmonary [39.61](#)
open [39.61](#)
percutaneous (closed) [39.66](#)
carotid-cerebral [39.28](#)
carotid-vertebral [39.28](#)
coronary -- see also Bypass,
aortocoronary [36.10](#)
extracranial-intracranial [EC-IC] [39.28](#)
gastric [44.39](#)
high [44.31](#)
laparoscopic [44.38](#)
Printen and Mason [44.31](#)
gastroduodenostomy (jaboulay's) [44.39](#)
laparoscopic [44.38](#)
gastroenterostomy [44.39](#)
laparoscopic [44.38](#)
gastroepiploic - coronary artery [36.17](#)
gastrogastrostomy [44.39](#)
laparoscopic [44.38](#)
graft, pressurized treatment [00.16](#)
heart-lung (complete) (partial) [39.61](#)
open [39.61](#)
percutaneous (closed) [39.66](#)
high gastric [44.31](#)
ileo-jejunal [45.91](#)
internal mammary-coronary artery (single) [36.13](#)
double vessel [36.16](#)
- Bypass**---*Cont.*
jejunal-ileum [45.91](#)
pulmonary [39.61](#)
open [39.61](#)
percutaneous (closed) [39.66](#)
shunt
intestine
large-to-large [45.94](#)
small-to-large [45.93](#)
small-to-small [45.91](#)
stomach [44.39](#)
high gastric [44.31](#)
laparoscopic [44.38](#)
terminal ileum [45.93](#)
vascular (arterial) (graft) (mandril grown graft) (vein graft) NEC [39.29](#)
aorta-carotid-brachial [39.22](#)
aorta-iliac-femoral [39.25](#)
aorta-renal [39.24](#)
aorta-subclavian-carotid [39.22](#)
aortic-superior mesenteric [39.26](#)
aortocarotid [39.22](#)
aortoceliac [39.26](#)
aortocoronary -- see also Bypass,
aortocoronary [36.10](#)
aortofemoral [39.25](#)
aortofemoral-popliteal [39.25](#)
aortoiliac [39.25](#)
to popliteal [39.25](#)
aortiliofemoral [39.25](#)
aortomesenteric [39.26](#)
aortopopliteal [39.25](#)
aortorenal [39.24](#)
aortosubclavian [39.22](#)
axillary-brachial [39.29](#)
axillary-femoral (superficial) [39.29](#)
axillofemoral (superficial) [39.29](#)
carotid-cerebral [39.28](#)
carotid-vertebral [39.28](#)
carotid to subclavian artery [39.22](#)
common hepatic-common iliac-renal [39.26](#)
coronary -- see also Bypass,
aortocoronary [36.10](#)
extracranial-intracranial [EC-IC] [39.28](#)
femoral-femoral [39.29](#)
femoroperoneal [39.29](#)
femoropopliteal (reversed saphenous vein) (saphenous) [39.29](#)
femorotibial (anterior) (posterior) [39.29](#)
iliofemoral [39.25](#)
ilioiliac [39.26](#)
internal mammary-coronary
artery (single) [36.15](#)
double vessel [36.16](#)
intra-abdominal (arterial) NEC [39.26](#)
venous NEC [39.1](#)
intrathoracic NEC [39.23](#)
peripheral artery NEC [39.29](#)

Bypass---Cont.

- popliteal-tibial [39.29](#)
- renal artery [39.24](#)
- spleno-renal (venous) [39.1](#)
- arterial [39.26](#)
- subclavian-axillary [39.29](#)
- subclavian-carotid [39.22](#)
- subclavian-subclavian [39.22](#)
- Y graft to renal arteries [39.24](#)

C

- Caldwell operation** (sulcus extension) [24.91](#)
Caldwell-Luc operation (maxillary sinusotomy) [22.39](#)
 with removal of membrane lining [22.31](#)
Calibration, urethra [89.29](#)
Calicectomy (renal) [55.4](#)
Callander operation (knee disarticulation) [84.16](#)
Caloric test, vestibular function [95.44](#)
Calycectomy (renal) [55.4](#)
Calyco-ileoneocystostomy [55.86](#)
Calycotomy (renal) [55.11](#)
Campbell operation
 bone block, ankle [81.11](#)
 fasciotomy (iliac crest) [83.14](#)
 reconstruction of anterior cruciate ligament [81.45](#)
Campimetry [95.05](#)
Canaliculodacryocystorhinostomy [09.81](#)
Canaliculoplasty [09.73](#)
Canaliculorhinostomy [09.81](#)
Canaloplasty,external auditory meatus [18.6](#)
Cannulation -- see also Insertion, catheter
 ampulla of Vater [51.99](#)
 antrum [22.01](#)
 arteriovenous [39.93](#)
 artery [38.91](#)
 caval-mesenteric vein [39.1](#)
 cisterna chyli [40.61](#)
 Eustachian tube [20.8](#)
 lacrimal apparatus [09.42](#)
 lymphatic duct, left (thoracic) [40.61](#)
 nasal sinus (by puncture) [22.01](#)
 through natural ostium [22.02](#)
 pancreatic duct [52.92](#)
 by retrograde endoscopy (ERP) [52.93](#)
 renoportal [39.1](#)
 sinus (nasal) (by puncture) [22.01](#)
 through natural ostium [22.02](#)
 splenorenal (venous) [39.1](#)
 arterial [39.26](#)
 thoracic duct (cervical approach) (thoracic approach) [40.61](#)
Cannulization -- see Cannulation
Canthocystostomy [09.82](#)
Canthoplasty [08.59](#)
Canthorrhaphy [08.52](#)
 division or severing [08.02](#)
Canthotomy [08.51](#)
Capsulectomy
 joint -- see also Arthroectomy [80.90](#)
 kidney [55.91](#)
 lens [13.65](#)
 with extraction of lens [13.51](#)
Capsulectomy---*Cont.*
 ovary [65.29](#)
 laparoscopic [65.25](#)
Capsulo-iridectomy [13.65](#)
Capsuloplasty -- see Arthroplasty
Capsulorrhaphy [81.96](#)
 with arthroplasty -- see Arthroplasty
 ankle [81.94](#)
 foot [81.94](#)
 lower extremity NEC [81.95](#)
 upper extremity [81.93](#)
Capsulotomy
 joint -- see also Division, joint capsule [80.40](#)
 for claw toe repair [77.57](#)
 lens [13.64](#)
 with
 discission of lens [13.2](#)
 removal of foreign body [13.02](#)
 by magnet extraction [13.01](#)
Cardiac
 mapping [37.27](#)
 massage (external) (closed chest) [99.63](#)
 open chest [37.91](#)
 retraining [93.36](#)
Cardiectomy (stomach) [43.5](#)
Cardiocentesis [37.0](#)
Cardiography -- see also
 Angiocardiography [88.50](#)
Cardiolysis [37.10](#)
Cardiomyopexy [36.39](#)
Cardiomyotomy [42.7](#)
Cardio-omentopexy [36.39](#)
Cardiopericardiopexy [36.39](#)
Cardioplasty (stomach and esophagus) [44.65](#)
 stomach alone [44.66](#)
 laparoscopic [44.67](#)
Cardioplegia [39.63](#)
Cardiopneumopexy [36.39](#)
Cardiorrhaphy [37.4](#)
Cardioschisis [37.12](#)
Cardiosplenopexy [36.39](#)
Cardiotomy (exploratory) [37.11](#)
Cardiovalvulotomy -- see Valvulotomy, heart
Cardioversion (external) [99.62](#)
 atrial [99.61](#)
Carotid pulse tracing with ECG lead [89.56](#)
Carpectomy (partial) [77.84](#)
 total [77.94](#)
Carroll and Taber arthroplasty (proximal interphalangeal joint) [81.72](#)
Casting (for immobilization) NEC [93.53](#)
 with fracture-reduction -- see Reduction, fracture

Castration

- female (oophorectomy, bilateral) [65.51](#)
- laparoscopic [65.53](#)
- male [62.41](#)

C.A.T. (computerized axial tomography) -- see also Scan, C.A.T. [88.38](#)

Catheterization --see also Insertion, catheter

- arteriovenous [39.93](#)
- artery [38.91](#)
- bladder, indwelling [57.94](#)
 - percutaneous (cystostomy) [57.17](#)
 - suprapubic NEC [57.18](#)
- bronchus [96.05](#)
 - with lavage [96.56](#)
- cardiac (right) [37.21](#)
 - combined left and right [37.23](#)
 - left [37.22](#)
 - combined with right heart [37.23](#)
 - right [37.21](#)
 - combined with left heart [37.23](#)
- central venous NEC [38.93](#)
- peripherally inserted central catheter (PICC) [38.93](#)
- chest [34.04](#)
 - revision (with lysis of adhesions) [34.04](#)
- Eustachian tube [20.8](#)
- heart (right) [37.21](#)
 - combined left and right [37.23](#)
 - left [37.22](#)
 - combined with right heart [37.23](#)
 - right [37.21](#)
 - combined with left heart [37.23](#)
- hepatic vein [38.93](#)
- inferior vena cava [38.93](#)
- intercostal space (with water seal), for drainage [34.04](#)
 - revision (with lysis of adhesions) [34.04](#)
- lacrimonasal duct [09.44](#)
- laryngeal [96.05](#)
- nasolacrimal duct [09.44](#)
- pancreatic cyst [52.01](#)
- renal vein [38.93](#)
- Swan-Ganz (pulmonary) [89.64](#)
- transtracheal for oxygenation [31.99](#)
- umbilical vein [38.92](#)
- ureter (to kidney) [59.8](#)
 - for retrograde pyelogram [87.74](#)
- urethra, indwelling [57.94](#)
- vein NEC [38.93](#)
 - for renal dialysis [38.95](#)

Cattell operation (herniorrhaphy) [53.51](#)

Cauterization -- see also Destruction,

- lesion, by site
- anus NEC [49.39](#)
 - endoscopic [49.31](#)
- Bartholin's gland [71.24](#)

Cauterization---Cont.

- broad ligament [69.19](#)
- bronchus [32.09](#)
 - endoscopic [32.01](#)
- canaliculi [09.73](#)
- cervix [67.32](#)
- chalazion [08.25](#)
- choroid plexus [02.14](#)
- conjunctiva [10.33](#)
 - lesion [10.32](#)
- cornea (fistula) (ulcer) [11.42](#)
- ear, external [18.29](#)
- endometrial implant -- see Excision, lesion, by site
- entropion [08.41](#)
- esophagus [42.39](#)
 - endoscopic [42.33](#)
- eyelid [08.25](#)
 - for entropion or ectropion [08.41](#)
- fallopian tube [66.61](#)
 - by endoscopy (hysteroscopy) (laparoscopy) [66.29](#)
- hemorrhoids [49.43](#)
- iris [12.41](#)
- lacrimal gland [09.21](#)
 - punctum [09.72](#)
 - for eversion [09.71](#)
 - sac [09.6](#)
- larynx [30.09](#)
- liver [50.29](#)
- lung [32.29](#)
 - endoscopic [32.28](#)
- meibomian gland [08.25](#)
- nose, for epistaxis (with packing) [21.03](#)
- ovary [65.29](#)
 - laparoscopic [65.25](#)
- palate (bony) [27.31](#)
- pannus (superficial) [11.42](#)
- pharynx [29.39](#)
- punctum, lacrimal [09.72](#)
 - for eversion [09.71](#)
- rectum [48.32](#)
 - radical [48.31](#)
- round ligament [69.19](#)
- sclera [12.84](#)
 - with iridectomy [12.62](#)
- skin [86.3](#)
- subcutaneous tissue [86.3](#)
- tonsillar fossa [28.7](#)
- urethra [58.39](#)
 - endoscopic [58.31](#)
- uterosacral ligament [69.19](#)
- uterotubal ostia [66.61](#)
- uterus [68.29](#)
- vagina [70.33](#)
- vocal cords [30.09](#)
- ulva [71.3](#)

- Cavernoscopy** [34.21](#)
Cavernostomy [33.1](#)
Cavernotomy, kidney [55.39](#)
Cavography (inferior vena cava) [88.51](#)
Cecectomy (with resection of terminal ileum) [45.72](#)
Cecil operation (urethral reconstruction) [58.46](#)
Cecocoloplicopexy [46.63](#)
Cecocolostomy [45.94](#)
Cecofixation [46.64](#)
Ceco-ileostomy [45.93](#)
Cecopexy [46.64](#)
Cecoplication [46.62](#)
Cecorrhaphy [46.75](#)
Cecosigmoidostomy [45.94](#)
Cecostomy (tube)--see also Colostomy [46.10](#)
Cecotomy [45.03](#)
Celiocentesis [54.91](#)
Celioscopy [54.21](#)
Celiotomy, exploratory [54.11](#)
Cell block and Papanicolaou smear
 -- see Examination, microscopic
Cephalogram [87.17](#)
 dental [87.12](#)
 orthodontic [87.12](#)
Cephalometry, cephalometrics [87.17](#)
 echo [88.78](#)
 orthodontic [87.12](#)
 ultrasound (sonar) [88.78](#)
 x-ray [87.81](#)
Cephalotomy, fetus [73.8](#)
Cerclage
 anus [49.72](#)
 cervix [67.51](#)
 transabdominal [67.51](#)
 transvaginal [67.59](#)
 isthmus uteri (cervix) [67.59](#)
 retinal reattachment -- see also
 Buckling, scleral [14.49](#)
 sclera -- see also Buckling, scleral [14.49](#)
Cervicectomy (with synchronous colporrhaphy) [67.4](#)
Cervicoplasty [67.69](#)
Cesarean section [74.99](#)
 classical [74.0](#)
 corporeal [74.0](#)
 extraperitoneal [74.2](#)
 fundal [74.0](#)
 laparotrachelotomy [74.1](#)
 Latzko [74.2](#)
 low cervical [74.1](#)
 lower uterine segment [74.1](#)
 peritoneal exclusion [74.4](#)
 specified type NEC [74.4](#)
 supravescical [74.2](#)
 transperitoneal [74.4](#)
Cesarean section ---Cont.
 classical [74.0](#)
 low cervical [74.1](#)
 upper uterine segment [74.0](#)
 vaginal [74.4](#)
 Waters [74.2](#)
Chandler operation (hip fusion) [81.21](#)
Change -- see also Replacement
 cast NEC [97.13](#)
 lower limb [97.12](#)
 upper limb [97.11](#)
 cystostomy catheter or tube [59.94](#)
 gastrostomy tube [97.02](#)
 length
 bone -- see either category [78.2](#)
 Shortening, bone or
 category [78.3](#) Lengthening,
 bone
 muscle [83.85](#)
 hand [82.55](#)
 tendon [83.85](#)
 hand [82.55](#)
 nephrostomy catheter or tube [55.93](#)
 pyelostomy catheter or tube [55.94](#)
 tracheostomy tube [97.23](#)
 ureterostomy catheter or tube [55.93](#)
 urethral catheter, indwelling [57.95](#)
Character analysis, psychologic [94.03](#)
Charles operation (correction of lymphedema) [40.9](#)
Charnley operation (compression arthrodesis)
 ankle [81.11](#)
 hip [81.21](#)
 knee [81.22](#)
Cheatle-Henry operation -- see Repair,
 hernia, femoral
Check
 automatic implantable
 cardioverter/defibrillator (AICD)
 (interrogation only) [89.49](#)
 CRT-D (cardiac resynchronization
 defibrillator) (interrogation only) [89.49](#)
 CRT-P (cardiac resynchronization
 pacemaker) (interrogation only) [89.45](#)
 pacemaker, artificial (cardiac)(function)
 (interrogation only)(rate) [89.45](#)
 amperage threshold [89.48](#)
 artifact wave form [89.46](#)
 electrode impedance [89.47](#)
 voltage threshold [89.48](#)
 vision NEC [95.09](#)
Cheiloplasty [27.59](#)
Cheilorrhaphy [27.51](#)
Cheilostomatoplasty [27.59](#)
Cheilotomy [27.0](#)
Chemical peel, skin [86.24](#)

- Chemocauterization** -- see also
 Destruction, lesion, by site
 corneal epithelium [11.41](#)
 palate [27.31](#)
- Chemodectomy** [39.8](#)
- Chemoembolization** [99.25](#)
- Chemolysis**
 nerve (peripheral) [04.2](#)
 spinal canal structure [03.8](#)
- Chemoneurolysis** [04.2](#)
- Chemoneurolysis (nucleus pulposus)** [80.52](#)
- Chemopallidectomy** [01.42](#)
- Chemopeel (skin)** [86.24](#)
- Chemosurgery**
 esophagus [42.39](#)
 endoscopic [42.33](#)
 Mohs' [86.24](#)
 skin (superficial) [86.24](#)
 stomach [43.49](#)
 endoscopic [43.41](#)
- Chemothalamectomy** [01.41](#)
- Chemotherapy** - see also Immunotherapy
 Antabuse [94.25](#)
 for cancer NEC [99.25](#)
 brain wafer implantation [00.10](#)
 implantation of chemotherapeutic agent [00.10](#)
 interstitial implantation [00.10](#)
 intracavitary implantation [00.10](#)
 wafer chemotherapy [00.10](#)
 ithium [94.22](#)
 methadone [94.25](#)
 palate (bony) [27.31](#)
- Chevalier-Jackson operation**
 (partial laryngectomy) [30.29](#)
- Child operation** (radical subtotal pancreatectomy) [52.53](#)
- Cholangiocholangiostomy** [51.39](#)
- Cholangiocholecystocholedochectomy** [51.22](#)
- Cholangio-enterostomy** [51.39](#)
- Cholangiogastrostomy** [51.39](#)
- Cholangiogram** [87.54](#)
 endoscopic retrograde (ERC) [51.11](#)
 intraoperative [87.53](#)
 intravenous [87.52](#)
 percutaneous hepatic [87.51](#)
 transhepatic [87.53](#)
- Cholangiography** -- see also
 Cholangiogram [87.54](#)
- Cholangiojejunostomy** (intrahepatic) [51.39](#)
- Cholangiopancreatography, endoscopic retrograde (ERCP)** [51.10](#)
- Cholangiostomy** [51.59](#)
- Cholangiotomy** [51.59](#)
- Cholecystectomy** (total) [51.22](#)
 partial [51.21](#)
 laparoscopic [51.24](#)
 total [51.22](#)
 laparoscopic [51.23](#)
- Cholecystenterorrhaphy** [51.91](#)
- Cholecystocecostomy** [51.32](#)
- Cholecystocholangiogram** [87.59](#)
- Cholecystocolostomy** [51.32](#)
- Cholecystoduodenostomy** [51.32](#)
- Cholecystoenterostomy** (Winiwater) [51.32](#)
- Cholecystogastrostomy** [51.34](#)
- Cholecystogram** [87.59](#)
- Cholecystoileostomy** [51.32](#)
- Cholecystojejunostomy** (Roux-en-Y) (with jejunojejunostomy) [51.32](#)
- Cholecystopancreatostomy** [51.33](#)
- Cholecystopexy** [51.99](#)
- Cholecystorrhaphy** [51.91](#)
- Cholecystostomy NEC** [51.03](#)
 by trocar [51.02](#)
- Cholecystostomy** [51.04](#)
 percutaneous [51.01](#)
- Choledochectomy** [51.63](#)
- Choledochoduodenostomy** [51.36](#)
- Choledochenterostomy** [51.36](#)
- Choledochojejunostomy** [51.36](#)
- Choledocholithotomy** [51.41](#)
 endoscopic [51.88](#)
- Choledocholithotripsy** [51.41](#)
 endoscopic [51.88](#)
- Choledochopancreatostomy** [51.39](#)
- Choledochoplasty** [51.72](#)
- Choledochorrhaphy** [51.71](#)
- Choledochoscopy** [51.11](#)
- Choledochostomy** [51.51](#)
- Choledochotomy** [51.51](#)
- Cholelithotomy** [51.04](#)
- Chondrectomy** [80.90](#)
 ankle [80.97](#)
 elbow [80.92](#)
 foot and toe [80.98](#)
 hand and finger [80.94](#)
 hip [80.95](#)
 intervertebral cartilage -- see category [80.5](#)
 knee (semilunar cartilage) [80.6](#)
 nasal (submucous) [21.5](#)
 semilunar cartilage (knee) [80.6](#)
 shoulder [80.91](#)
 specified site NEC [80.99](#)
 spine -- see category [80.5](#)
 wrist [80.93](#)
- Chondroplasty** -- see Arthroplasty
- Chondrosteronoplasty** (for pectus excavatum repair) [34.74](#)
- Chondrotomy**--see also Division, cartilage [80.40](#)
 nasal [21.1](#)
- Chopart operation**(midtarsal amputation)[84.12](#)

- Chordectomy, vocal** [30.22](#)
- Chordotomy** (spinothalamic) (anterior) (posterior) NEC [03.29](#)
 percutaneous [03.21](#)
 stereotactic [03.21](#)
- Ciliarotomy** [12.55](#)
- Ciliectomy** (ciliary body) [12.44](#)
 eyelid margin [08.20](#)
- Cinching**
 for scleral buckling -- see also Buckling, scleral [14.49](#)
 ocular muscle (oblique) (rectus) [15.22](#)
 multiple (two or more muscles) [15.4](#)
- Cineangiocardiology** -- see also Angiocardiology [88.50](#)
- Cineplasty, cineplastic prosthesis**
 amputation -- see Amputation
 arm [84.44](#)
 biceps [84.44](#)
 extremity [84.40](#)
 lower [84.48](#)
 upper [84.44](#)
 leg [84.48](#)
- Cineradiograph** -- see Radiography
- Cingulumotomy** (brain) (percutaneous radio-frequency) [01.32](#)
- Circumcision** (male) [64.0](#)
 female [71.4](#)
- CISH** [classic infrafascial SEMM hysterectomy] [68.31](#)
- Clagett operation** (closure of chest wall following open flap drainage) [34.72](#)
- Clamp and cautery, hemorrhoids** [49.43](#)
- Clamping**
 aneurysm (cerebral) [39.51](#)
 blood vessel -- see Ligation, blood vessel
 ventricular shunt [02.43](#)
- Clavicotomy** [77.31](#)
 fetal [73.8](#)
- Claviclectomy** (partial) [77.81](#)
 total [77.91](#)
- Clayton operation** (resection of metatarsal heads and bases of phalanges) [77.88](#)
- Cleaning, wound** [96.59](#)
- Clearance**
 bladder (transurethral) [57.0](#)
 pelvic
 female [68.8](#)
 male [57.71](#)
 prescalene fat pad [40.21](#)
 renal pelvis (transurethral) [56.0](#)
 ureter (transurethral) [56.0](#)
- Cleidotomy** [77.31](#)
 fetal [73.8](#)
- Clipping**
 aneurysm (basilar) (carotid) (cerebellar) (cerebellopontine) (communicating artery) (vertebral) [39.51](#)
- Clipping--Cont.**
 arteriovenous fistula [39.53](#)
 frenulum, frenum
 labia (lips) [27.91](#)
 lingual (tongue) [25.91](#)
 tip of uvula [27.72](#)
- Clitoridectomy** [71.4](#)
- Clitoridotomy** [71.4](#)
- Clivogram** [87.02](#)
- Closure** -- see also Repair
 abdominal wall [54.63](#)
 delayed (granulating wound) [54.62](#)
 secondary [54.61](#)
 tertiary [54.62](#)
 amputation stump, secondary [84.3](#)
 aorticopulmonary fenestration(fistula)[39.59](#)
 appendicostomy [47.92](#)
 artificial opening
 bile duct [51.79](#)
 bladder [57.82](#)
 bronchus [33.42](#)
 common duct [51.72](#)
 esophagus [42.83](#)
 gallbladder [51.92](#)
 hepatic duct [51.79](#)
 intestine [46.50](#)
 large [46.52](#)
 small [46.51](#)
 kidney [55.82](#)
 larynx [31.62](#)
 rectum [48.72](#)
 stomach [44.62](#)
 thorax [34.72](#)
 trachea [31.72](#)
 ureter [56.83](#)
 urethra [58.42](#)
 atrial septal defect -- see also Repair, atrial septal defect [35.71](#)
 with umbrella device(King-Mills type)[35.52](#)
 combined with repair of valvular and ventricular septal defects -- see Repair, endocardial cushion defect
 bronchostomy [33.42](#)
 cecostomy [46.52](#)
 cholecystostomy [51.92](#)
 cleft hand [82.82](#)
 colostomy [46.52](#)
 cystostomy [57.82](#)
 diastema (alveolar) (dental) [24.8](#)
 disrupted abdominal wall (postoperative)[54.61](#)
 duodenostomy [46.51](#)
 encephalocele [02.12](#)
 endocardial cushion defect -- see also Repair, endocardial cushion defect [35.73](#)
 enterostomy [46.50](#)
 esophagostomy [42.83](#)
 fenestration
 aorticopulmonary [39.59](#)

Closure---Cont.

septal, heart -- see also Repair, heart,
septum [35.70](#)
filtering bleb, corneoscleral (post-
glaucoma) [12.66](#)
fistula
abdominothoracic [34.83](#)
anorectal [48.73](#)
anovaginal [70.73](#)
antrobuccal [22.71](#)
anus [49.73](#)
aorticopulmonary (fenestration) [39.59](#)
aortoduodenal [39.59](#)
appendix [47.92](#)
biliary tract [51.79](#)
bladder NEC [57.84](#)
branchial cleft [29.52](#)
bronchocutaneous [33.42](#)
bronchoesophageal [33.42](#)
bronchomediastinal [34.73](#)
bronchopleural [34.73](#)
bronchopleurocutaneous [34.73](#)
bronchopleuromediastinal [34.73](#)
bronchovisceral [33.42](#)
bronchus [33.42](#)
cecosigmoidal [46.76](#)
cerebrospinal fluid [02.12](#)
cervicoaural [18.79](#)
cervicosigmoidal [67.62](#)
cervicovesical [57.84](#)
cervix [67.62](#)
cholecystocolic [51.93](#)
cholecystoduodenal [51.93](#)
cholecystoenteric [51.93](#)
cholecystogastric [51.93](#)
cholecystojejunal [51.93](#)
cisterna chyli [40.63](#)
colon [46.76](#)
colovaginal [70.72](#)
common duct [51.72](#)
cornea [11.49](#)
 with lamellar graft (homograft) [11.62](#)
 autograft [11.61](#)
diaphragm [34.83](#)
duodenum [46.72](#)
ear, middle [19.9](#)
ear drum [19.4](#)
enterocolic [46.74](#)
enterocutaneous [46.74](#)
enterouterine [69.42](#)
enterovaginal [70.74](#)
enterovesical [57.83](#)
esophagobronchial [33.42](#)
esophagocutaneous [42.84](#)
esophagopleurocutaneous [34.73](#)
esophagotracheal [31.73](#)
esophagus NEC [42.84](#)
fecal [46.79](#)

Closure---Cont.

gallbladder [51.93](#)
gastric NEC [44.63](#)
gastrocolic [44.63](#)
gastroenterocolic [44.63](#)
gastroesophageal [42.84](#)
gastrojejunal [44.63](#)
gastrojejunocolic [44.63](#)
heart valve -- see Repair, heart, valve
hepatic duct [51.79](#)
hepatopleural [34.73](#)
hepatopulmonary [34.73](#)
ileorectal [46.74](#)
ileosigmoidal [46.74](#)
ileovesical [57.83](#)
ileum [46.74](#)
in ano [49.73](#)
intestine [46.79](#)
 large [46.76](#)
 small NEC [46.74](#)
intestinocolonic [46.74](#)
intestinoureteral [56.84](#)
intestinouterine [69.42](#)
intestinovaginal [70.74](#)
intestinovesical [57.83](#)
jejunum [46.74](#)
kidney [55.83](#)
lacrimal [09.99](#)
laryngotracheal [31.62](#)
larynx [31.62](#)
lymphatic duct, left (thoracic) [40.63](#)
mastoid (antrum) [19.9](#)
mediastinobronchial [34.73](#)
mediastinocutaneous [34.73](#)
mouth (external) [27.53](#)
nasal [21.82](#)
 sinus [22.71](#)
nasolabial [21.82](#)
nasopharyngeal [21.82](#)
oroantral [22.71](#)
oronasal [21.82](#)
oval window (ear) [20.93](#)
pancreaticoduodenal [52.95](#)
perilymph [20.93](#)
perineorectal [48.73](#)
perineosigmoidal [46.76](#)
perineourethroscrotal [58.43](#)
perineum [71.72](#)
perirectal [48.93](#)
pharyngoesophageal [29.53](#)
pharynx NEC [29.53](#)
pleura, pleural NEC [34.93](#)
pleurocutaneous [34.73](#)
pleuropericardial [37.4](#)
pleuroperitoneal [34.83](#)
pulmonoperitoneal [34.83](#)
rectolabial [48.73](#)
rectoureteral [56.84](#)

Closure---Cont.

rectourethral [58.43](#)
 rectovaginal [70.73](#)
 rectovesical [57.83](#)
 rectovesicovaginal [57.83](#)
 rectovulvar [48.73](#)
 rectum NEC [48.73](#)
 renal [55.83](#)
 reno-intestinal [55.83](#)
 round window [20.93](#)
 salivary (gland) (duct) [26.42](#)
 scrotum [61.42](#)
 sigmoidovaginal [70.74](#)
 sigmoidovesical [57.83](#)
 splenocolic [41.95](#)
 stomach NEC [44.63](#)
 thoracic duct [40.63](#)
 thoracoabdominal [34.83](#)
 thoracogastric [34.83](#)
 thoracointestinal [34.83](#)
 thorax NEC [34.73](#)
 trachea NEC [31.73](#)
 tracheoesophageal [31.73](#)
 tympanic membrane -- see also
 Tymanoplasty [19.4](#)
 umbilicourinary [57.51](#)
 ureter [56.84](#)
 ureterocervical [56.84](#)
 ureterorectal [56.84](#)
 ureterosigmoidal [56.84](#)
 ureterovaginal [56.84](#)
 ureterovesical [56.84](#)
 urethra [58.43](#)
 urethroperineal [58.43](#)
 urethroperineovesical [57.84](#)
 urethrorectal [58.43](#)
 urethroscrotal [58.43](#)
 urethrovaginal [58.43](#)
 uteroenteric [69.42](#)
 uterointestinal [69.42](#)
 uterorectal [69.42](#)
 uteroureteric [56.84](#)
 uterovaginal [69.42](#)
 uterovesical [57.84](#)
 vagina [70.75](#)
 vaginocutaneous [70.75](#)
 vaginoenteric [70.74](#)
 vaginoperineal [70.75](#)
 vaginovesical [57.84](#)
 vesicocervicovaginal [57.84](#)
 vesicocolic [57.83](#)
 vesicocutaneous [57.84](#)
 vesicoenteric [57.83](#)
 vesicometrorectal [57.83](#)
 vesicoperineal [57.84](#)
 vesicorectal [57.83](#)
 vesicosigmoidal [57.83](#)
 vesicosigmoidovaginal [57.83](#)

Closure---Cont.

vesicoureteral [56.84](#)
 vesicoureterovaginal [56.84](#)
 vesicourethral [57.84](#)
 vesicourethrorectal [57.83](#)
 vesicouterine [57.84](#)
 vesicovaginal [57.84](#)
 vulva [71.72](#)
 vulvorectal [48.73](#)
 foramen ovale (patent) [35.71](#)
 with
 prosthesis(open heart technique)[35.51](#)
 closed heart technique [35.52](#)
 tissue graft [35.61](#)
 gastroduodenostomy [44.5](#)
 gastrojejunostomy [44.5](#)
 gastrostomy [44.62](#)
 ileostomy [46.51](#)
 jejunostomy [46.51](#)
 laceration -- see also Suture, by site
 liver [50.61](#)
 laparotomy, delayed [54.62](#)
 meningocele (spinal) [03.51](#)
 cerebral [02.12](#)
 myelomeningocele [03.52](#)
 nephrostomy [55.82](#)
 palmar cleft [82.82](#)
 patent ductus arteriosus [38.85](#)
 pelviostomy [55.82](#)
 peptic ulcer (bleeding) (perforated) [44.40](#)
 perforation
 ear drum--see also Tymanoplasty [19.4](#)
 esophagus [42.82](#)
 nasal septum [21.88](#)
 tympanic membrane -- see also
 Tymanoplasty [19.4](#)
 proctostomy [48.72](#)
 punctum, lacrimal (papilla) [09.91](#)
 pyelostomy [55.82](#)
 rectostomy [48.72](#)
 septum defect (heart) -- see also Repair,
 heart, septum [35.70](#)
 sigmoidostomy [46.52](#)
 skin (V-Y type) [86.59](#)
 stoma
 bile duct [51.79](#)
 bladder [57.82](#)
 bronchus [33.42](#)
 common duct [51.72](#)
 esophagus [42.83](#)
 gallbladder [51.92](#)
 hepatic duct [51.79](#)
 intestine [46.50](#)
 large [46.52](#)
 small [46.51](#)
 kidney [55.82](#)
 larynx [31.62](#)
 rectum [48.72](#)

Closure---Cont.

stomach [44.62](#)
 thorax [34.72](#)
 trachea [31.72](#)
 ureter [56.83](#)
 urethra [58.42](#)
 thoracostomy [34.72](#)
 tracheostomy [31.72](#)
 ulcer (bleeding) (peptic) (perforated) [44.40](#)
 duodenum [44.42](#)
 gastric [44.41](#)
 intestine (perforated) [46.79](#)
 skin [86.59](#)
 stomach [44.41](#)
 ureterostomy [56.83](#)
 urethrostomy [58.42](#)
 vagina [70.8](#)
 vascular
 percutaneous puncture - *omit code*
 vesicostomy [57.22](#)
 wound -- *see also* Suture, by site
 with graft -- *see* Graft
 with tissue adhesive [86.59](#)

Coagulation, electrocoagulation -- *see also*
 Destruction,lesion, by site
 aneurysm (cerebral) (peripheral vessel) [39.52](#)
 arteriovenous fistula [39.53](#)
 brain tissue (incremental) (radiofrequency) [01.59](#)
 broad ligament [69.19](#)
 cervix [67.32](#)
 ear
 external [18.29](#)
 inner [20.79](#)
 middle [20.51](#)
 fallopian tube [66.61](#)
 gasserian ganglion [04.05](#)
 nose, for epistaxis (with packing) [21.03](#)
 ovary [65.29](#)
 laparoscopic [65.25](#)
 pharynx (by diathermy) [29.39](#)
 prostatic bed [60.94](#)
 rectum (polyp) [48.32](#)
 radical [48.31](#)
 retina (for)
 destruction of lesion [14.21](#)
 reattachment [14.51](#)
 repair for tear [14.31](#)
 round ligament [69.19](#)
 semicircular canals [20.79](#)
 spinal cord (lesion) [03.4](#)
 urethrovessel junction, transurethral [57.49](#)
 uterosacral ligament [69.19](#)
 uterus [68.29](#)
 vagina [70.33](#)
 vulva [71.3](#)

Coating, aneurysm of brain [39.52](#)
Cobalt-60 therapy (treatment) [92.23](#)
Coccygectomy (partial) [77.89](#)
 total [77.99](#)
Coccygotomy [77.39](#)
"Cocked hat" procedure (metacarpal
 lengthening and transfer of local
 flap) [82.69](#)
Cockett operation (varicose vein)
 lower limb [38.59](#)
 upper limb [38.53](#)
Cody tack (perforation of footplate) [19.0](#)
Coffey operation (uterine suspension)
 (Meig's modification) [69.22](#)
Cole operation (anterior tarsal wedge
 osteotomy) [77.28](#)
Colectomy (partial) (segmental)
 (subtotal) [45.79](#)
 cecum (with terminal ileum) [45.72](#)
 left (Hartmann) (lower) (radical) [45.75](#)
 multiple segmental [45.71](#)
 right (radical) [45.73](#)
 sigmoid [45.76](#)
 terminal ileum with cecum [45.72](#)
 total [45.8](#)
 transverse [45.74](#)
Collapse, lung, surgical [33.39](#)
 by
 destruction of phrenic nerve [33.31](#)
 pneumoperitoneum [33.33](#)
 pneumothorax, artificially-induced [33.32](#)
 thoracoplasty [33.34](#)

**Collection, sperm for artificial
 insemination** [99.96](#)

Collis-Nissen operation (hiatal hernia repair
 with esophagogastroplasty) [53.80](#)

Colocentesis [45.03](#)
Colocolostomy [45.94](#)
 proximal to distal segment [45.79](#)
Colocystoplasty [57.87](#) [[45.52](#)]
Colofixation [46.64](#)
Coloileotomy [45.00](#)
Colonna operation
 adductor tenotomy (first stage) [83.12](#)
 hip arthroplasty (second stage) [81.40](#)
 reconstruction of hip (second stage) [81.40](#)

Colonoscopy [45.23](#)
 with biopsy [45.25](#)
 rectum [48.24](#)
 fiberoptic (flexible) [45.23](#)
 intraoperative [45.21](#)
 through stoma (artificial) [45.22](#)
 transabdominal [45.21](#)

Colopexy [46.63](#)
Coloplication [46.64](#)
Coloproctostomy [45.94](#)
Colorectosigmoidostomy [45.94](#)
Colorectostomy [45.94](#)

- Colorrhaphy** [46.75](#)
- Coloscopy** -- see Colonoscopy
- Colosigmoidostomy** [45.94](#)
- Colostomy** (ileo-ascending) (ileotransverse)
 (perineal) (transverse) [46.10](#)
 with anterior rectal resection [48.62](#)
 delayed opening [46.14](#)
 loop [46.03](#)
 permanent (magnetic) [46.13](#)
 temporary [46.11](#)
- Colotomy** [45.03](#)
- Colpectomy** [70.4](#)
- Colpoceliocentesis** [70.0](#)
- Colpocentesis** [70.0](#)
- Colpocleisis** (complete) (partial) [70.8](#)
- Colpohysterectomy** [68.59](#)
 laparoscopically assisted (LAVH) [68.51](#)
- Colpoperineoplasty** [70.79](#)
 with repair of urethrocele [70.50](#)
- Colpoperineorrhaphy** [70.71](#)
 following delivery [75.69](#)
- Colpopexy** [70.77](#)
- Colpoplasty** [70.79](#)
- Colpopoiesis** [70.61](#)
- Colporrhaphy** [70.71](#)
 anterior (cystocele repair) [70.51](#)
 for repair of
 cystocele [70.51](#)
 with rectocele [70.50](#)
 enterocele [70.92](#)
 rectocele [70.52](#)
 with cystocele [70.50](#)
 urethrocele [70.51](#)
 posterior (rectocele repair) [70.52](#)
- Colposcopy** [70.21](#)
- Colpotomy** [70.14](#)
 for pelvic peritoneal drainage [70.12](#)
- Commando operation** (radical glossectomy) [25.4](#)
- Commissurotomy**
 closed heart technique -- see Valvulotomy, heart
 open heart technique -- see Valvuloplasty, heart
- Compression, trigeminal nerve** [04.02](#)
- Conchectomy** [21.69](#)
- Conchotomy** [21.1](#)
- Conduction study, nerve** [89.15](#)
- Conduitogram, ileum** [87.78](#)
- Condylectomy** -- see category [77.8](#)
 mandible [76.5](#)
- Condylotomy NEC** -- see also Division,
 joint capsule [80.40](#)
 mandible (open) [76.62](#)
 closed [76.61](#)
- Conization**
 cervix (knife) (sharp) (biopsy) [67.2](#)
 by
 cryosurgery [67.33](#)
 electroconization [67.32](#)
- Conjunctivocystorhinostomy** [09.82](#)
 with insertion of tube or stent [09.83](#)
- Conjunctivodacryocystorhinostomy**
 (CDCR) [09.82](#)
 with insertion of tube or stent [09.83](#)
- Conjunctivodacryocystostomy** [09.82](#)
 with insertion of tube or stent [09.83](#)
- Conjunctivoplasty** [10.49](#)
- Conjunctivorhinostomy** [09.82](#)
 with insertion of tube or stent [09.83](#)
- Constriction of globe, for scleral buckling**
 -- see also Buckling, scleral [14.49](#)
- Construction**
 auricle, ear (with graft) (with implant) [18.71](#)
 ear
 auricle (with graft) (with implant) [18.71](#)
 meatus (osseous) (skin-lined) [18.6](#)
 endorectal ileal pouch (J-pouch) (H-pouch) (S-pouch) (with anastomosis to anus) [45.95](#)
 esophagus, artificial -- see Anastomosis, esophagus
 ileal bladder (open) [56.51](#)
 closed [57.87](#) [45.51](#)
 ileal conduit [56.51](#)
 larynx, artificial [31.75](#)
 patent meatus (ear) [18.6](#)
 penis (rib graft) (skin graft)
 (myocutaneous flap) [64.43](#)
 pharyngeal valve, artificial [31.75](#)
 urethra [58.46](#)
 vagina, artificial [70.61](#)
 venous valves (peripheral) [39.59](#)
- Consultation** [89.09](#)
 comprehensive [89.07](#)
 limited (single organ system) [89.06](#)
 specified type NEC [89.08](#)
- Continuous positive airway pressure**
 (CPAP) [93.90](#)
- Control**
 atmospheric pressure and composition
 NEC [93.98](#)
 antigen-free air conditioning [93.98](#)
 decompression chamber [93.97](#)
 mountain sanatorium [93.98](#)
 epistaxis [21.00](#)
 by
 cauterization (and packing) [21.03](#)
 coagulation (with packing) [21.03](#)
 electrocoagulation (with packing)
[21.03](#)
 excision of nasal mucosa with
 grafting [21.07](#)

Control---Cont.

- ligation of artery [21.09](#)
- ethmoidal [21.04](#)
- external carotid [21.06](#)
- maxillary (transantral) [21.05](#)
- packing (nasal) (anterior) [21.01](#)
- posterior (and anterior) [21.02](#)
- specified means NEC [21.09](#)
- hemorrhage [39.98](#)
 - abdominal cavity [54.19](#)
 - adenoids (postoperative) [28.7](#)
 - anus (postoperative) [49.95](#)
 - bladder (postoperative) [57.93](#)
 - chest [34.09](#)
 - colon [45.49](#)
 - endoscopic [45.43](#)
 - duodenum (ulcer) [44.49](#)
 - by
 - embolization (transcatheter) [44.44](#)
 - suture (ligation) [44.42](#)
 - endoscopic [44.43](#)
 - esophagus [42.39](#)
 - endoscopic [42.33](#)
 - gastric (ulcer) [44.49](#)
 - by
 - embolization (transcatheter) [44.44](#)
 - suture (ligation) [44.41](#)
 - endoscopic [44.43](#)
 - intrapleural [34.09](#)
 - postoperative (recurrent) [34.03](#)
 - laparotomy site [54.12](#)
 - nose -- see also Control, epistaxis [21.00](#)
 - peptic (ulcer) [44.49](#)
 - by
 - embolization (transcatheter) [44.44](#)
 - suture (ligation) [44.40](#)
 - endoscopic [44.43](#)
 - pleura, pleural cavity [34.09](#)
 - postoperative (recurrent) [34.03](#)
 - postoperative NEC [39.98](#)
 - postvascular surgery [39.41](#)
 - prostate [60.94](#)
 - specified site NEC [39.98](#)
 - stomach -- see Control, hemorrhage, gastric
 - thorax NEC [34.09](#)
 - postoperative (recurrent) [34.03](#)
 - thyroid (postoperative) [06.02](#)
 - tonsils (postoperative) [28.7](#)
- Conversion**
 - anastomosis -- see Revision, anastomosis
 - cardiac rhythm NEC [99.69](#)
 - to sinus rhythm [99.62](#)
 - gastrostomy to jejunostomy (endoscopic) [44.32](#)
 - obstetrical position -- see Version
- Cooling, gastric** [96.31](#)

- Cordectomy, vocal** [30.22](#)
- Cordopexy, vocal** [31.69](#)
- Cordotomy**
 - spinal (bilateral) NEC [03.29](#)
 - percutaneous [03.21](#)
 - vocal [31.3](#)
- Corectomy** [12.12](#)
- Corelysis** [12.35](#)
- Coreoplasty** [12.35](#)
- Corneoconjunctivoplasty** [11.53](#)
- Correction** -- see also Repair
 - atresia
 - esophageal [42.85](#)
 - by magnetic forces [42.99](#)
 - external meatus (ear) [18.6](#)
 - nasopharynx, nasopharyngeal [29.4](#)
 - rectum [48.0](#)
 - tricuspid [35.94](#)
 - atrial septal defect -- see also Repair, atrial septal defect [35.71](#)
 - combined with repair of valvular and ventricular septal defects - see Repair, endocardial cushion defect
 - blepharoptosis -- see also Repair, blepharoptosis [08.36](#)
 - bunionette (with osteotomy) [77.54](#)
 - chordee [64.42](#)
 - claw toe [77.57](#)
 - cleft
 - lip [27.54](#)
 - palate [27.62](#)
 - clubfoot NEC [83.84](#)
 - coarctation of aorta
 - with
 - anastomosis [38.34](#)
 - graft replacement [38.44](#)
 - cornea NEC [11.59](#)
 - refractive NEC [11.79](#)
 - epikeratophakia [11.76](#)
 - keratomileusis [11.71](#)
 - keratophakia [11.72](#)
 - radial keratotomy [11.75](#)
 - esophageal atresia [42.85](#)
 - by magnetic forces [42.99](#)
 - everted lacrimal punctum [09.71](#)
 - eyelid
 - ptosis -- see also Repair, blepharoptosis [08.36](#)
 - retraction [08.38](#)
 - fetal defect [75.36](#)
 - forcible, of musculoskeletal deformity NEC [93.29](#)
 - hammer toe [77.56](#)
 - hydraulic pressure, open surgery for penile inflatable prosthesis [64.99](#)
 - urinary artificial sphincter [58.99](#)

- Correction**---*Cont.*
 intestinal malrotation [46.80](#)
 large [46.82](#)
 small [46.81](#)
 inverted uterus -- see Repair, inverted uterus
 lymphedema (of limb) [40.9](#)
 excision with graft [40.9](#)
 obliteration of lymphatics [40.9](#)
 transplantation of autogenous lymphatics [40.9](#)
 nasopharyngeal atresia [29.4](#)
 overlapping toes [77.58](#)
 palate (cleft) [27.62](#)
 prognathism NEC [76.64](#)
 prominent ear [18.5](#)
 punctum (everted) [09.71](#)
 spinal pseudarthrosis - see Refusion, spinal
 syndactyly [86.85](#)
 tetralogy of Fallot
 one-stage [35.81](#)
 partial -- see specific procedure
 total [35.81](#)
 total anomalous pulmonary venous connection
 one-stage [35.82](#)
 partial -- see specific procedure
 total [35.82](#)
 transposition, great arteries, total [35.84](#)
 tricuspid atresia [35.94](#)
 truncus arteriosus
 one-stage [35.83](#)
 partial -- see specific procedure
 total [35.83](#)
 ureteropelvic junction [55.87](#)
 ventricular septal defect -- see also Repair, ventricular septal defect [35.72](#)
 combined with repair of valvular and atrial septal defects -- see Repair, endocardial cushion defect
Costectomy [77.91](#)
 with lung excision -- see Excision, lung associated with thoracic operation -- omit code
Costochondrectomy [77.91](#)
 associated with thoracic operation -- omit code
Costosternoplasty (pectus excavatum repair) [34.74](#)
Costotomy [77.31](#)
Costotransversectomy [77.91](#)
 associated with thoracic operation -- omit code
Counseling (for) NEC [94.49](#)
 alcoholism [94.46](#)
 drug addiction [94.45](#)
 employers [94.49](#)
- Counseling** ---*Cont.*
 family (medical) (social) [94.49](#)
 marriage [94.49](#)
 ophthalmologic (with instruction) [95.36](#)
 pastoral [94.49](#)
Countershock, cardiac NEC [99.62](#)
Coventry operation (tibial wedge osteotomy) [77.27](#)
CPAP (continuous positive airway pressure) [93.90](#)
Craniectomy [01.25](#)
 linear (opening of cranial suture) [02.01](#)
 reopening of site [01.23](#)
 strip (opening of cranial suture) [02.01](#)
Cranioclasia, fetal [73.8](#)
Cranioplasty [02.06](#)
 with synchronous repair of encephalocele [02.12](#)
Craniotomy [01.24](#)
 as operative approach -- omit code
 fetal [73.8](#)
 for decompression of fracture [02.02](#)
 reopening of site [01.23](#)
Craterization, bone -- see also Excision, lesion, bone [77.60](#)
Crawford operation (tarso-frontalis sling of eyelid) [08.32](#)
Creation -- see also Formation
 cardiac pacemaker pocket
 with initial insertion of pacemaker -- omit code
 new site (skin) (subcutaneous) [37.79](#)
 conduit
 ileal (urinary) [56.51](#)
 left ventricle and aorta [35.93](#)
 right atrium and pulmonary artery [35.94](#)
 right ventricle and pulmonary (distal) artery [35.92](#)
 in repair of
 pulmonary artery atresia [35.92](#)
 transposition of great vessels [35.92](#)
 truncus arteriosus [35.83](#)
 endorectal ileal pouch (J-pouch) (H-pouch) (S-pouch) (with anastomosis to anus) [45.95](#)
 esophagogastric sphincteric competence
 NEC [44.66](#)
 laparoscopic [44.67](#)
 Hartmann pouch -- see Colectomy, by site
 interatrial fistula [35.42](#)
 pericardial window [37.12](#)
 pleural window, for drainage [34.09](#)
 pocket
 cardiac pacemaker
 with initial insertion of pacemaker - omit code
 new site (skin)(subcutaneous) [37.79](#)
 loop recorder [86.09](#)

Creation--Cont.

thalamic stimulator pulse generator
with initial insertion of battery
package - omit code
new site (skin)(subcutaneous) [86.09](#)

Shunt -- see also Shunt
arteriovenous fistula, for dialysis [39.93](#)
left-to-right (systemic to pulmonary
circulation) [39.0](#)

subcutaneous tunnel for esophageal
anastomosis [42.86](#)
with anastomosis -- see Anastomosis,
esophagus, antesternal

syndactyly (finger) (toe) [86.89](#)

thalamic stimulator pulse generator
with initial insertion of battery
package - omit code
new site (skin)(subcutaneous) [86.09](#)

tracheoesophageal fistula [31.95](#)

window
pericardial [37.12](#)
pleura, for drainage [34.09](#)

Crédé maneuver [73.59](#)

Cricoidectomy [30.29](#)

Cricothyrotomy (for assistance in
breathing) [31.1](#)

Cricothyroidectomy [30.29](#)

Cricothyrostomy [31.1](#)

Cricothyrotomy (for assistance in
breathing) [31.1](#)

Cricotomy (for assistance in breathing) [31.1](#)

Cricotracheotomy (for assistance in
breathing) [31.1](#)

Crisis intervention [94.35](#)

Croupette, croup tent [93.94](#)

Crown, dental (ceramic) (gold) [23.41](#)

Crushing
bone -- see category [78.4](#)

calculus
bile (hepatic) passage [51.49](#)
endoscopic [51.88](#)
bladder (urinary) [57.0](#)
pancreatic duct [52.09](#)
endoscopic [52.94](#)

fallopian tube -- see also Ligation,
fallopian tube [66.39](#)

ganglion -- see Crushing, nerve

hemorrhoids [49.45](#)

nasal septum [21.88](#)

nerve (cranial) (peripheral) NEC [04.03](#)
acoustic [04.01](#)
auditory [04.01](#)
phrenic [04.03](#)
for collapse of lung [33.31](#)
sympathetic [05.0](#)
trigeminal [04.02](#)
vestibular [04.01](#)
vas deferens [63.71](#)

Cryoablation -- see Ablation

Cryoanalgesia nerve (cranial) (peripheral) [04.2](#)

Cryoanization, cervix [67.33](#)

Cryodestruction--see Destruction,lesion,by site

Cryoextraction, lens -- see also Extraction,
cataract, intracapsular [13.19](#)

Cryohypophysectomy (complete) (total)
-- see also Hypophysectomy [07.69](#)

Cryoleucotomy [01.32](#)

Cryopexy, retinal -- see Cryotherapy, retina

Cryoprostactomy [60.62](#)

Cryoretinopexy (for)
reattachment [14.52](#)
repair of tear or defect [14.32](#)

Cryosurgery -- see Cryotherapy

Cryothalamectomy [01.41](#)

Cryotherapy -- see also Destruction, lesion,
by site
bladder [57.59](#)
brain [01.59](#)
cataract [13.19](#)
cervix [67.33](#)
choroid -- see Cryotherapy, retina
ciliary body [12.72](#)
corneal lesion (ulcer) [11.43](#)
to reshape cornea [11.79](#)

ear
external [18.29](#)
inner [20.79](#)

esophagus [42.39](#)
endoscopic [42.33](#)

eyelid [08.25](#)

hemorrhoids [49.44](#)

iris [12.41](#)

nasal turbinates [21.61](#)

palate (bony) [27.31](#)

prostate [60.62](#)

retina (for)
destruction of lesion [14.22](#)
reattachment [14.52](#)
repair of tear [14.32](#)

skin [86.3](#)

stomach [43.49](#)
endoscopic [43.41](#)

subcutaneous tissue [86.3](#)

turbinates (nasal) [21.61](#)

warts [86.3](#)
genital [71.3](#)

Cryptectomy (anus) [49.39](#)
endoscopic [49.31](#)

Cryptorchidectomy (unilateral) [62.3](#)
bilateral [62.41](#)

Cryptotomy (anus) [49.39](#)
endoscopic [49.31](#)

Cuirass [93.99](#)

Culdocentesis [70.0](#)

Culdoplasty [70.92](#)

- Culdoscopy** (exploration) (removal of foreign body or lesion) [70.22](#)
- Culdotomy** [70.12](#)
- Culp-Deweerd operation** (spiral flap pyeloplasty) [55.87](#)
- Culp-Scardino operation** (ureteral flap pyeloplasty) [55.87](#)
- Culture** (and sensitivity) -- see Examination, microscopic
- Curettage** (with packing) (with secondary closure)--see also Dilatation and curettage
- adenoids [28.6](#)
- anus [49.39](#)
- endoscopic [49.31](#)
- bladder [57.59](#)
- transurethral [57.49](#)
- bone--see also Excision,lesion,bone[77.60](#)
- brain [01.59](#)
- bursa [83.39](#)
- hand [82.29](#)
- cartilage -- see also Excision, lesion, joint [80.80](#)
- cerebral meninges [01.51](#)
- chalazion [08.25](#)
- conjunctiva (trachoma follicles) [10.33](#)
- corneal epithelium [11.41](#)
- for smear or culture [11.21](#)
- ear, external [18.29](#)
- eyelid [08.25](#)
- joint--see also Excision, lesion,joint [80.80](#)
- meninges (cerebral) [01.51](#)
- spinal [03.4](#)
- muscle [83.32](#)
- hand [82.22](#)
- nerve (peripheral) [04.07](#)
- sympathetic [05.29](#)
- sclera [12.84](#)
- skin [86.3](#)
- spinal cord (meninges) [03.4](#)
- subgingival [24.31](#)
- tendon [83.39](#)
- sheath [83.31](#)
- hand [82.21](#)
- uterus (with dilatation) [69.09](#)
- aspiration (diagnostic) NEC [69.59](#)
- after abortion or delivery [69.52](#)
- to terminate pregnancy [69.51](#)
- following delivery or abortion [69.02](#)
- Curette evacuation, lens** [13.2](#)
- Curtis operation** (interphalangeal joint arthroplasty) [81.72](#)
- Cutaneolipectomy** [86.83](#)
- Cutdown, venous** [38.94](#)
- Cutting**
- nerve (cranial) (peripheral) NEC [04.03](#)
- acoustic [04.01](#)
- auditory [04.01](#)
- root, spinal [03.1](#)
- Cutting**---*Cont*
- sympathetic [05.0](#)
- trigeminal [04.02](#)
- vestibular [04.01](#)
- pedicle (flap) graft [86.71](#)
- pylorus (with wedge resection) [43.3](#)
- spinal nerve root [03.1](#)
- ureterovesical orifice [56.1](#)
- urethral sphincter [58.5](#)
- CVP** (central venous pressure monitoring) [89.62](#)
- Cyclectomy (ciliary body)** [12.44](#)
- eyelid margin [08.20](#)
- Cyclicotomy** [12.55](#)
- Cycloanemization** [12.74](#)
- Cyclocryotherapy** [12.72](#)
- Cyclodialysis** (initial) (subsequent) [12.55](#)
- Cyclodiathermy** (penetrating) (surface) [12.71](#)
- Cycloelectrolysis** [12.71](#)
- Cyclophotocoagulation** [12.73](#)
- Cyclotomy** [12.55](#)
- Cystectomy** -- see also Excision, lesion, by site
- gallbladder -- see Cholecystectomy
- urinary (partial) (subtotal) [57.6](#)
- complete (with urethrectomy) [57.79](#)
- radical [57.71](#)
- with pelvic exenteration (female) [68.8](#)
- total (with urethrectomy) [57.79](#)
- Cystocolostomy** [57.88](#)
- Cystogram, cystography** NEC [87.77](#)
- Cystolitholapaxy** [57.0](#)
- Cystolithotomy** [57.19](#)
- Cystometrogram** [89.22](#)
- Cystopexy** NEC [57.89](#)
- Cystoplasty** NEC [57.89](#)
- Cystoproctostomy** [57.88](#)
- Cystoprostatectomy, radical** [57.71](#)
- Cystopyelography** [87.74](#)
- Cystorrhaphy** [57.81](#)
- Cystoscopy** (transurethral) [57.32](#)
- with biopsy [57.33](#)
- for
- control of hemorrhage
- bladder [57.93](#)
- prostate [60.94](#)
- retrograde pyelography [87.74](#)
- ileal conduit [56.35](#)
- through stoma (artificial) [57.31](#)
- Cystostomy**
- closed (suprapubic) (percutaneous) [57.17](#)
- open (suprapubic) [57.18](#)
- percutaneous (closed) (suprapubic) [57.17](#)
- suprapubic
- closed [57.17](#)
- open [57.18](#)
- Cystotomy** (open) (for removal of calculi) [57.19](#)
- Cystourethrogram** (retrograde) (voiding) [87.76](#)

ICD-9-CM INDEX TO PROCEDURES (FY05)

Cystourethropexy (by) [59.79](#)
levator muscle sling [59.71](#)
retropubic suspension [59.5](#)
suprapubic suspension [59.4](#)
Cystourethroplasty [57.85](#)

Cystourethroscopy [57.32](#)
with biopsy
bladder [57.33](#)
ureter [56.33](#)
Cytology -- see Examination,
microscopic

D

- Dacryoadenectomy** [09.20](#)
 partial [09.22](#)
 total [09.23](#)
- Dacryoadenotomy** [09.0](#)
- Dacryocystectomy** (complete) (partial) [09.6](#)
- Dacryocystogram** [87.05](#)
- Dacryocystorhinostomy** (DCR) (by intubation) (external) (intranasal) [09.81](#)
- Dacryocystostomy** [09.53](#)
- Dacryocystosyringotomy** [09.53](#)
- Dacryocystotomy** [09.53](#)
- Dahlman operation** (excision of esophageal diverticulum) [42.31](#)
- Dana operation** (posterior rhizotomy) [03.1](#)
- Danforth operation** (fetal) [73.8](#)
- Darrach operation** (ulnar resection) [77.83](#)
- Davis operation**(intubated ureterotomy)[56.2](#)
- Deaf training** [95.49](#)
- Debridement**
 abdominal wall [54.3](#)
 bone--see also Excision, lesion, bone[77.60](#)
 fracture -- see Debridement, open fracture
 brain [01.59](#)
 burn (skin) [86.28](#)
 excisional [86.22](#)
 nonexcisional [86.28](#)
 cerebral meninges [01.51](#)
 dental [96.54](#)
 flap graft [86.75](#)
 graft (flap) (pedicle) [86.75](#)
 heart valve (calcified)
 -- see Valvuloplasty, heart
 infection (skin) [86.28](#)
 excisional [86.22](#)
 nail (bed) (fold) [86.27](#)
 nonexcisional [86.28](#)
 joint -- see Excision, lesion, joint
 meninges (cerebral) [01.51](#)
 spinal [03.4](#)
 muscle [83.45](#)
 hand [82.36](#)
 nail (bed) (fold) [86.27](#)
 nerve (peripheral) [04.07](#)
 open fracture (compound) [79.60](#)
 arm NEC [79.62](#)
 carpal, metacarpal [79.63](#)
 facial bone [76.2](#)
 femur [79.65](#)
 fibula [79.66](#)
 foot NEC [79.67](#)
 hand NEC [79.63](#)
 humerus [79.61](#)
 leg NEC [79.66](#)
- Debridement---Cont.**
 phalanges
 foot [79.68](#)
 hand [79.64](#)
 radius [79.62](#)
 specified site NEC [79.69](#)
 tarsal, metatarsal [79.67](#)
 tibia [79.66](#)
 ulna [79.62](#)
 patella [79.66](#)
 pedicle graft [86.75](#)
 skin or subcutaneous tissue (burn)
 (infection) (wound) [86.28](#)
 cardioverter/defibrillator (automatic)
 pocket [37.99](#)
 excisional [86.22](#)
 graft [86.75](#)
 nail, nail bed, or nail fold [86.27](#)
 nonexcisional [86.28](#)
 pacemaker pocket [37.79](#)
 pocket
 cardiac pacemaker [37.79](#)
 cardioverter/defibrillator
 (automatic) [37.99](#)
 skull [01.25](#)
 compound fracture [02.02](#)
 spinal cord (meninges) [03.4](#)
 wound (skin) [86.28](#)
 excisional [86.22](#)
 nonexcisional [86.28](#)
- Decapitation, fetal** [73.8](#)
- Decapsulation, kidney** [55.91](#)
- Declotting** -- see also Removal, thrombus
 arteriovenous cannula or shunt [39.49](#)
- Decompression**
 anus (imperforate) [48.0](#)
 biliary tract [51.49](#)
 by intubation [51.43](#)
 endoscopic [51.87](#)
 percutaneous [51.98](#)
 brain [01.24](#)
 carpal tunnel [04.43](#)
 cauda equina [03.09](#)
 chamber [93.97](#)
 colon [96.08](#)
 by incision [45.03](#)
 endoscopic (balloon) [46.85](#)
 common bile duct [51.42](#)
 by intubation [51.43](#)
 endoscopic [51.87](#)
 percutaneous [51.98](#)
 cranial [01.24](#)
 for skull fracture [02.02](#)
 endolymphatic sac [20.79](#)

Decompression---*Cont.*
 ganglion (peripheral) NEC [04.49](#)
 cranial NEC [04.42](#)
 gastric [96.07](#)
 heart [37.0](#)
 intestine [96.08](#)
 by incision [45.00](#)
 endoscopic (balloon) [46.85](#)
 intracranial [01.24](#)
 labyrinth [20.79](#)
 laminectomy [03.09](#)
 laminotomy [03.09](#)
 median nerve [04.43](#)
 muscle [83.02](#)
 hand [82.02](#)
 nerve (peripheral) NEC [04.49](#)
 auditory [04.42](#)
 cranial NEC [04.42](#)
 median [04.43](#)
 trigeminal (root) [04.41](#)
 orbit -- see also Orbitotomy [16.09](#)
 pancreatic duct [52.92](#)
 endoscopic [52.93](#)
 pericardium [37.0](#)
 rectum [48.0](#)
 skull fracture [02.02](#)
 spinal cord (canal) [03.09](#)
 tarsal tunnel [04.44](#)
 tendon (sheath) [83.01](#)
 hand [82.01](#)
 thoracic outlet
 by
 myotomy (division of scalenus
 anticus muscle) [83.19](#)
 tenotomy [83.13](#)
 trigeminal (nerve root) [04.41](#)

Decortication
 arterial [05.25](#)
 brain [01.51](#)
 cerebral meninges [01.51](#)
 heart [37.31](#)
 kidney [55.91](#)
 lung (partial) (total) [34.51](#)
 nasal turbinates -- see Turbinectomy
 nose [21.89](#)
 ovary [65.29](#)
 laparoscopic [65.25](#)
 periarterial [05.25](#)
 pericardium [37.31](#)
 ventricle, heart (complete) [37.31](#)

Decoy, E2F [00.16](#)

Deepening
 alveolar ridge [24.5](#)
 buccolabial sulcus [24.91](#)
 lingual sulcus [24.91](#)

Defatting, flap or pedicle graft [86.75](#)

Defibrillation,electric(external)(internal) [99.62](#)
 automatic
 cardioverter/defibrillat
 or - see category [37.9](#)

de Grandmont operation (tarsectomy) [08.35](#)

Delaying of pedicle graft [86.71](#)

Delivery (with)
 assisted spontaneous [73.59](#)
 breech extraction (assisted) [72.52](#)
 partial [72.52](#)
 with forceps to aftercoming head [72.51](#)
 total [72.54](#)
 with forceps to aftercoming head [72.53](#)
 unassisted (spontaneous delivery)
 -- omit code

cesarean section -- see Cesarean section

Crédé maneuver [73.59](#)

De Lee maneuver [72.4](#)

forceps [72.9](#)
 application to aftercoming head(Piper)[72.6](#)
 with breech extraction
 partial [72.51](#)
 total [72.53](#)
 Barton's [72.4](#)
 failed [73.3](#)
 high [72.39](#)
 with episiotomy [72.31](#)
 low (outlet) [72.0](#)
 with episiotomy [72.1](#)
 mid [72.29](#)
 with episiotomy [72.21](#)
 outlet (low) [72.0](#)
 with episiotomy [72.1](#)
 rotation of fetal head [72.4](#)
 trial [73.3](#)
 instrumental NEC [72.9](#)
 specified NEC [72.8](#)

key-in-lock rotation [72.4](#)

Kielland rotation [72.4](#)

Malstrom's extraction [72.79](#)
 with episiotomy [72.71](#)

manually assisted (spontaneous) [73.59](#)

spontaneous (unassisted) [73.59](#)
 assisted [73.59](#)

vacuum extraction [72.79](#)
 with episiotomy [72.71](#)

Delorme operation
 pericardiectomy [37.31](#)
 proctopexy [48.76](#)
 repair of prolapsed rectum [48.76](#)
 thoracoplasty [33.34](#)

Denervation
 aortic body [39.8](#)
 carotid body [39.8](#)
 facet, percutaneous(radiofrequency)[03.96](#)
 ovarian [65.94](#)
 paracervical uterine [69.3](#)
 uterosacral [69.3](#)

- Denker operation** (radical maxillary antrotomy) [22.31](#)
- Dennis-Barco operation**
--see Repair, hernia, femoral
- Denonvillier operation** (limited rhinoplasty) [21.86](#)
- Densitometry, bone** (serial) (radiographic) [88.98](#)
- Depilation, skin** [86.92](#)
- Derlacki operation** (tympanoplasty) [19.4](#)
- Dermabond** [86.59](#)
- Dermabrasion** (laser) [86.25](#)
for wound debridement [86.28](#)
- Derotation** -- see Reduction, torsion
- Desensitization**
allergy [99.12](#)
psychologic [94.33](#)
- Desmotomy** -- see also Division, ligament [80.40](#)
- Destruction**
breast [85.20](#)
chorioretinopathy -- see also Destruction, lesion, choroid [14.29](#)
ciliary body [12.74](#)
epithelial downgrowth, anterior chamber [12.93](#)
fallopian tube [66.39](#)
with
 crushing (and ligation) [66.31](#)
 by endoscopy (laparoscopy) [66.21](#)
 division (and ligation) [66.32](#)
 by endoscopy (culdoscopy) (hysteroscopy) (laparoscopy) (peritoneoscopy) [66.22](#)
 ligation [66.39](#)
 with
 crushing [66.31](#)
 by endoscopy (laparoscopy) [66.21](#)
 division [66.32](#)
 by endoscopy (culdoscopy) (hysteroscopy) (laparoscopy) (peritoneoscopy) [66.22](#)
fetus [73.8](#)
hemorrhoids [49.49](#)
 by
 cryotherapy [49.44](#)
 sclerotherapy [49.42](#)
inner ear NEC [20.79](#)
 by injection [20.72](#)
intervertebral disc (NOS) [80.50](#)
 by injection [80.52](#)
 by other specified method [80.59](#)
 herniated (nucleus pulposus) [80.51](#)
lacrimal sac [09.6](#)
lesion (local)
- Destruction**--Cont.
anus [49.39](#)
 endoscopic [49.31](#)
Bartholin's gland [71.24](#)
 by
 aspiration [71.21](#)
 excision [71.24](#)
 incision [71.22](#)
 marsupialization [71.23](#)
biliary ducts [51.69](#)
 endoscopic [51.64](#)
bladder [57.59](#)
 transurethral [57.49](#)
bone -- see Excision, lesion, bone
bowel -- see Destruction, lesion, intestine
brain (transtemporal approach) NEC [01.59](#)
 by stereotactic radiosurgery [92.30](#)
 cobalt 60 [92.32](#)
 linear accelerator (LINAC) [92.31](#)
 multi-source [92.32](#)
 particle beam [92.33](#)
 particulate [92.33](#)
 radiosurgery NEC [92.39](#)
 single source photon [92.31](#)
breast NEC [85.20](#)
bronchus NEC [32.09](#)
 endoscopic [32.01](#)
cerebral NEC [01.59](#)
 meninges [01.51](#)
cervix [67.39](#)
 by
 cauterization [67.32](#)
 cryosurgery, cryoconization [67.33](#)
 electroconization [67.32](#)
choroid [14.29](#)
 by
 cryotherapy [14.22](#)
 diathermy [14.21](#)
 implantation of radiation source [14.27](#)
 photocoagulation [14.25](#)
 laser [14.24](#)
 xenon arc [14.23](#)
 radiation therapy [14.26](#)
ciliary body (nonexcisional) [12.43](#)
 by excision [12.44](#)
conjunctiva [10.32](#)
 by excision [10.31](#)
cornea NEC [11.49](#)
 by
 cryotherapy [11.43](#)
 electrocauterization [11.42](#)
 thermocauterization [11.42](#)
cul-de-sac [70.32](#)
duodenum NEC [45.32](#)
 by excision [45.31](#)
 endoscopic [45.30](#)
 endoscopic [45.30](#)

Destruction---Cont.

esophagus (chemosurgery)
 (cryosurgery) (electroresection)
 (fulguration) NEC [42.39](#)
 by excision [42.32](#)
 endoscopic [42.33](#)
 endoscopic [42.33](#)
 eye NEC [16.93](#)
 eyebrow [08.25](#)
 eyelid [08.25](#)
 excisional--see Excision, lesion, eyelid
 heart [37.33](#)
 by catheter ablation [37.34](#)
 intestine (large) [45.49](#)
 by excision [45.41](#)
 endoscopic [45.43](#)
 polypectomy [45.42](#)
 endoscopic [45.43](#)
 polypectomy [45.42](#)
 small [45.34](#)
 by excision [45.33](#)
 intranasal [21.31](#)
 iris (nonexcisional) NEC [12.41](#)
 by excision [12.42](#)
 kidney [55.39](#)
 by marsupialization [55.31](#)
 lacrimal sac [09.6](#)
 larynx [30.09](#)
 liver [50.29](#)
 lung [32.29](#)
 endoscopic [32.28](#)
 meninges (cerebral) [01.51](#)
 spinal [03.4](#)
 nerve (peripheral) [04.07](#)
 sympathetic [05.29](#)
 nose [21.30](#)
 intranasal [21.31](#)
 specified NEC [21.32](#)
 ovary
 by
 aspiration [65.91](#)
 excision [65.29](#)
 laparoscopic [65.25](#)
 cyst by rupture (manual) [65.93](#)
 palate (bony) (local) [27.31](#)
 wide [27.32](#)
 pancreas [52.22](#)
 by marsupialization [52.3](#)
 endoscopic [52.21](#)
 pancreatic duct [52.22](#)
 endoscopic [52.21](#)
 penis [64.2](#)
 pharynx (excisional) [29.39](#)
 pituitary gland
 by stereotactic radiosurgery [92.30](#)
 cobalt 60 [92.32](#)
 linear accelerator (LINAC) [92.31](#)
 multi-source [92.32](#)

Destruction---Cont.

particle beam [92.33](#)
 particulate [92.33](#)
 radiosurgery NEC [92.39](#)
 single source photon [92.31](#)
 rectum (local) [48.32](#)
 by
 cryosurgery [48.34](#)
 electrocoagulation [48.32](#)
 excision [48.35](#)
 fulguration [48.32](#)
 laser (Argon) [48.33](#)
 polyp [48.36](#)
 radical [48.31](#)
 retina [14.29](#)
 by
 cryotherapy [14.22](#)
 diathermy [14.21](#)
 implantation of radiation source [14.27](#)
 photocoagulation [14.25](#)
 laser [14.24](#)
 xenon arc [14.23](#)
 radiation therapy [14.26](#)
 salivary gland NEC [26.29](#)
 by marsupialization [26.21](#)
 sclera [12.84](#)
 scrotum [61.3](#)
 skin NEC [86.3](#)
 sphincter of Oddi [51.69](#)
 endoscopic [51.64](#)
 spinal cord (meninges) [03.4](#)
 spleen [41.42](#)
 by marsupialization [41.41](#)
 stomach NEC [43.49](#)
 by excision [43.42](#)
 endoscopic [43.41](#)
 endoscopic [43.41](#)
 subcutaneous tissue NEC [86.3](#)
 testis [62.2](#)
 tongue [25.1](#)
 urethra (excisional) [58.39](#)
 endoscopic [58.31](#)
 uterus [68.29](#)
 nerve (cranial) (peripheral) (by
 cryoanalgesia) (by radiofrequency) [04.2](#)
 sympathetic, by injection of neurolytic
 agent [05.32](#)
 neuroma
 acoustic [04.01](#)
 by craniotomy [04.01](#)
 by stereotactic radiosurgery
[92.30](#)
 cobalt 60 [92.32](#)
 linear accelerator (LINAC) [92.31](#)
 multi-source [92.32](#)
 particle beam [92.33](#)
 particulate [92.33](#)
 radiosurgery NEC [92.39](#)

Destruction---Cont.

- single source photon [92.31](#)
- cranial [04.07](#)
- Morton's [04.07](#)
- peripheral
 - Morton's [04.07](#)
- prostate (prostatic tissue)
 - by
 - cryotherapy [60.62](#)
 - microwave [60.96](#)
 - radiofrequency [60.97](#)
 - transurethral microwave
 - thermotherapy (TUMT) [60.96](#)
 - transurethral needle ablation (TUNA) [60.97](#)
 - TULIP (transurethral (ultrasound)
 - guided laser induced
 - prostatectomy) [60.21](#)
 - TUMT (transurethral microwave
 - thermotherapy) [60.96](#)
 - TUNA (transurethral needle ablation) [60.97](#)
 - semicircular canals, by injection [20.72](#)
 - vestibule, by injection [20.72](#)

Detachment, uterosacral ligaments [69.3](#)**Determination**

- mental status (clinical) (medicolegal)
 - (psychiatric) NEC [94.11](#)
 - psychologic NEC [94.09](#)
- vital capacity (pulmonary) [89.37](#)

Detorsion

- intestine (twisted) (volvulus) [46.80](#)
 - large [46.82](#)
 - endoscopic (balloon) [46.85](#)
 - small [46.81](#)
- kidney [55.84](#)
- ovary [65.95](#)
- spermatic cord [63.52](#)
 - with orchiopexy [62.5](#)
- testis [63.52](#)
 - with orchiopexy [62.5](#)
- volvulus [46.80](#)
 - endoscopic (balloon) [46.85](#)

Detoxification therapy [94.25](#)

- alcohol [94.62](#)
 - with rehabilitation [94.63](#)
 - combined alcohol and drug [94.68](#)
 - with rehabilitation [94.69](#)
- drug [94.65](#)
 - with rehabilitation [94.66](#)
 - combined alcohol and drug [94.68](#)
 - with rehabilitation [94.69](#)

Devascularization, stomach [44.99](#)**Dewebbing**

- esophagus [42.01](#)
- syndactyly (fingers) (toes) [86.85](#)

Dextrorotation -- see Reduction, torsion**Dialysis**

- hemodiafiltration, hemofiltration
 - (extracorporeal) [39.95](#)
- kidney (extracorporeal) [39.95](#)
- liver [50.92](#)
- peritoneal [54.98](#)
- renal (extracorporeal) [39.95](#)

Diaphanoscopy

- nasal sinuses [89.35](#)
- skull (newborn) [89.16](#)

Diaphysectomy -- see category [77.8](#)**Diathermy** [93.34](#)

- choroid -- see Diathermy, retina
- nasal turbinates [21.61](#)
- retina
 - for
 - destruction of lesion [14.21](#)
 - reattachment [14.51](#)
 - repair of tear [14.31](#)
 - surgical -- see Destruction, lesion, by site
 - turbinates (nasal) [21.61](#)

Dickson operation (fascial transplant) [83.82](#)**Dickson-Diveley operation** (tendon transfer and arthrodesis to correct claw toe) [77.57](#)**Dieffenbach operation** (hip disarticulation) [84.18](#)**Dilation**

- achalasia [42.92](#)
- ampulla of Vater [51.81](#)
 - endoscopic [51.84](#)
- anus, anal (sphincter) [96.23](#)
- biliary duct
 - endoscopic [51.84](#)
 - pancreatic duct [52.99](#)
 - endoscopic [52.98](#)
 - percutaneous (endoscopy) [51.98](#)
- sphincter
 - of Oddi [51.81](#)
 - endoscopic [51.84](#)
 - pancreatic [51.82](#)
 - endoscopic [51.85](#)
- bladder [96.25](#)
 - neck [57.92](#)
- bronchus [33.91](#)
- cervix (canal) [67.0](#)
 - obstetrical [73.1](#)
 - to assist delivery [73.1](#)
- choanae (nasopharynx) [29.91](#)
- colon (endoscopic) (balloon) [46.85](#)
- colostomy stoma [96.24](#)
- duodenum (endoscopic) (balloon) [46.85](#)
- endoscopic -- see Dilation, by site
- enterostomy stoma [96.24](#)
- esophagus (by bougie) (by sound) [42.92](#)
- fallopian tube [66.96](#)
- foreskin (newborn) [99.95](#)
- frontonasal duct [96.21](#)

Dilation--*Cont.*

gastrojejunostomy site, endoscopic [44.22](#)
 heart valve -- see Valvulotomy, heart
 ileostomy stoma [96.24](#)
 ileum (endoscopic) (balloon) [46.85](#)
 intestinal stoma (artificial) [96.24](#)
 intestine (endoscopic) (balloon) [46.85](#)
 jejunum (endoscopic) (balloon) [46.85](#)
 lacrimal
 duct [09.42](#)
 punctum [09.41](#)
 larynx [31.98](#)
 lymphatic structure(s) (peripheral) [40.9](#)
 nares [21.99](#)
 nasolacrimal duct (retrograde) [09.43](#)
 with insertion of tube or stent [09.44](#)
 nasopharynx [29.91](#)
 pancreatic duct [52.99](#)
 endoscopic [52.98](#)
 pharynx [29.91](#)
 prostatic urethra (transurethral) (balloon)
 [60.95](#)
 punctum, lacrimal papilla [09.41](#)
 pylorus
 by incision [44.21](#)
 endoscopic [44.22](#)
 rectum [96.22](#)
 salivary duct [26.91](#)
 sphenoid ostia [22.52](#)
 sphincter
 anal [96.23](#)
 cardiac [42.92](#)
 of Oddi [51.81](#)
 endoscopic [51.84](#)
 pancreatic [51.82](#)
 endoscopic [51.85](#)
 pylorus, endoscopic [44.22](#)
 by incision [44.21](#)
 Stenson's duct [26.91](#)
 trachea [31.99](#)
 ureter [59.8](#)
 meatus [56.91](#)
 ureterovesical orifice [59.8](#)
 urethra [58.6](#)
 prostatic (transurethral) (balloon) [60.95](#)
 urethrovesical junction [58.6](#)
 vagina (instrumental) (manual) NEC [96.16](#)
 vesical neck [57.92](#)
 Wharton's duct [26.91](#)
 Wirsung's duct [52.99](#)
 endoscopic [52.98](#)

Dilation and curettage, uterus
 (diagnostic) [69.09](#)

after
 abortion [69.02](#)
 delivery [69.02](#)
 to terminate pregnancy [69.01](#)

Diminution, ciliary body [12.74](#)

Disarticulation [84.91](#)

ankle [84.13](#)
 elbow [84.06](#)
 finger, except thumb [84.01](#)
 thumb [84.02](#)
 hip [84.18](#)
 knee [84.16](#)
 shoulder [84.08](#)
 thumb [84.02](#)
 toe [84.11](#)
 wrist [84.04](#)

Disectomy - see Diskectomy

Discision

capsular membrane [13.64](#)
 cataract (Wheeler knife) (Ziegler knife) [13.2](#)
 congenital [13.69](#)
 secondary membrane [13.64](#)
 iris [12.12](#)
 lens (capsule) (Wheeler knife) (Ziegler
 knife) (with capsulotomy) [13.2](#)
 orbitomaxillary, radical [16.51](#)
 pupillary [13.2](#)
 secondary membrane (after cataract) [13.64](#)
 vitreous strands (posterior approach) [14.74](#)
 anterior approach [14.73](#)

Discogram, diskogram [87.21](#)

Discolysis (by injection) [80.52](#)

Diskectomy(discectomy),**intervertebral**[80.51](#)
 herniated (nucleus pulposus) [80.51](#)
 percutaneous [80.59](#)

Dispensing (with fitting)

contact lens [95.32](#)
 low vision aids NEC [95.33](#)
 spectacles [95.31](#)

Dissection -- see also Excision

aneurysm [38.60](#)
 artery-vein-nerve bundle [39.91](#)
 branchial cleft fistula or sinus [29.52](#)
 bronchus [32.1](#)
 femoral hernia [53.29](#)
 groin, radical [40.54](#)
 larynx block (en bloc) [30.3](#)
 mediastinum with pneumonectomy [32.5](#)
 neck, radical [40.40](#)
 with laryngectomy [30.4](#)
 bilateral [40.42](#)
 unilateral [40.41](#)
 orbital fibrous bands [16.92](#)
 pterygium (with reposition) [11.31](#)
 radical neck -- see Dissection, neck, radical
 retroperitoneal NEC [59.00](#)
 thoracic structures (block) (en bloc)
 (radical) (brachial plexus, bronchus,
 lobe of lung, ribs, and sympathetic
 nerves) [32.6](#)
 vascular bundle [39.91](#)

Distention, bladder (therapeutic)
 (intermittent) [96.25](#)

Diversion

- biliopancreatic (BPD) [43.7](#) [[45.51](#)] [[45.91](#)]
- with duodenal switch [43.89](#) [[45.51](#)] [[45.91](#)]
- urinary
 - cutaneous [56.61](#)
 - ileal conduit [56.51](#)
 - internal NEC [56.71](#)
 - ureter to
 - intestine [56.71](#)
 - skin [56.61](#)
 - uretero-ileostomy [56.51](#)

Diversional therapy [93.81](#)**Diverticulectomy**

- bladder (suprapubic) [57.59](#)
 - transurethral approach [57.49](#)
- duodenum [45.31](#)
 - endoscopic [45.30](#)
- esophagus [42.31](#)
 - endoscopic [42.33](#)
- esophagomyotomy [42.7](#)
- hypopharyngeal (by cricopharyngeal myotomy) [29.32](#)
- intestine
 - large [45.41](#)
 - endoscopic [45.43](#)
 - small [45.33](#)
- kidney [55.39](#)
- Meckel's [45.33](#)
- pharyngeal (by cricopharyngeal myotomy) [29.32](#)
- pharyngoesophageal (by cricopharyngeal myotomy) [29.32](#)
- stomach [43.42](#)
 - endoscopic [43.41](#)
- urethra [58.39](#)
 - endoscopic [58.31](#)

Division

- Achilles tendon [83.11](#)
- adductor tendon (hip) [83.12](#)
- adhesions -- see Lysis, adhesions
 - angle of mandible (open) [76.62](#)
 - closed [76.61](#)
- anterior synechia [12.32](#)
- aponeurosis [83.13](#)
- arcuate ligament (spine) -- omit code
- arteriovenous fistula (with ligation) [39.53](#)
- artery (with ligation) [38.80](#)
 - abdominal [38.86](#)
 - aorta (arch) (ascending) (descending) [38.84](#)
 - head and neck NEC [38.82](#)
 - intracranial NEC [38.81](#)
 - lower limb [38.88](#)
 - thoracic NEC [38.85](#)
 - upper limb [38.83](#)
- bladder neck [57.91](#)
- blepharorrhaphy [08.02](#)
- blood vessels, cornea [10.1](#)

Division--Cont.

- bone -- see also Osteotomy [77.30](#)
- brain tissue [01.32](#)
 - cortical adhesions [02.91](#)
- canaliculus [09.52](#)
- canthorrhaphy [08.02](#)
- cartilage [80.40](#)
 - ankle [80.47](#)
 - elbow [80.42](#)
 - foot and toe [80.48](#)
 - hand and finger [80.44](#)
 - hip [80.45](#)
 - knee [80.46](#)
 - shoulder [80.41](#)
 - specified site NEC [80.49](#)
 - spine [80.49](#)
 - wrist [80.43](#)
- cerebral tracts [01.32](#)
- chordae tendineae [35.32](#)
- common wall between posterior left atrium and coronary sinus (with roofing of resultant defect with patch graft) [35.82](#)
- congenital web
 - larynx [31.98](#)
 - pharynx [29.54](#)
- endometrial synechia [68.21](#)
- fallopian tube
 - see Ligation, fallopian tube
- fascia [83.14](#)
 - hand [82.12](#)
- frenulum, frenum
 - labial [27.91](#)
 - lingual [25.91](#)
 - tongue [25.91](#)
- ganglion, sympathetic [05.0](#)
- glossopharyngeal nerve [29.92](#)
- goniosynechia [12.31](#)
- hypophyseal stalk -- see also Hypophysectomy, partial [07.63](#)
- iliotibial band [83.14](#)
- isthmus
 - horseshoe kidney [55.85](#)
 - thyroid [06.91](#)
- joint capsule [80.40](#)
 - ankle [80.47](#)
 - elbow [80.42](#)
 - foot and toe [80.48](#)
 - hand and finger [80.44](#)
 - hip [80.45](#)
 - knee [80.46](#)
 - shoulder [80.41](#)
 - specified site NEC [80.49](#)
 - wrist [80.43](#)
- labial frenum [27.91](#)
- lacrimal ductules [09.0](#)
- laryngeal nerve (external) (recurrent) (superior) [31.91](#)

Division---Cont.

ligament [80.40](#)
 ankle [80.47](#)
 arcuate (spine) -- omit code
 canthal [08.36](#)
 elbow [80.42](#)
 foot and toe [80.48](#)
 hand and finger [80.44](#)
 hip [80.45](#)
 knee [80.46](#)
 palpebrae [08.36](#)
 shoulder [80.41](#)
 specified site NEC [80.49](#)
 spine [80.49](#)
 arcuate -- omit code
 flavum -- omit code
 uterosacral [69.3](#)
 wrist [80.43](#)
 ligamentum flavum (spine) -- omit code
 meninges (cerebral) [01.31](#)
 muscle [83.19](#)
 hand [82.19](#)
 nasolacrimal duct stricture (with drainage)
 [09.59](#)
 nerve (cranial) (peripheral) NEC [04.03](#)
 acoustic [04.01](#)
 adrenal gland [07.42](#)
 auditory [04.01](#)
 glossopharyngeal [29.92](#)
 lacrimal branch [05.0](#)
 laryngeal (external) (recurrent)
 (superior) [31.91](#)
 phrenic [04.03](#)
 for collapse of lung [33.31](#)
 root, spinal or intraspinal [03.1](#)
 sympathetic [05.0](#)
 tracts
 cerebral [01.32](#)
 spinal cord [03.29](#)
 percutaneous [03.21](#)
 trigeminal [04.02](#)
 vagus -- see also Vagotomy [44.00](#)
 vestibular [04.01](#)
 otosclerotic process or material,
 middle ear [19.0](#)
 papillary muscle (heart) [35.31](#)
 patent ductus arteriosus [38.85](#)
 penile adhesions [64.93](#)
 posterior synechiae [12.33](#)
 pylorus (with wedge resection) [43.3](#)
 rectum (stricture) [48.91](#)
 scalenus anticus muscle [83.19](#)
 Skene's gland [71.3](#)
 soft tissue NEC [83.19](#)
 hand [82.19](#)
 sphincter
 anal (external) (internal) [49.59](#)
 left lateral [49.51](#)

Division---Cont.

 posterior [49.52](#)
 cardiac [42.7](#)
 of Oddi [51.82](#)
 endoscopic [51.85](#)
 pancreatic [51.82](#)
 endoscopic [51.85](#)
 spinal
 cord tracts [03.29](#)
 percutaneous [03.21](#)
 nerve root [03.1](#)
 symblepharon(with insertion of
 conformer)[10.5](#)
 synechiae
 endometrial [68.21](#)
 iris (posterior) [12.33](#)
 anterior [12.32](#)
 tarsorrhaphy [08.02](#)
 tendon [83.13](#)
 Achilles [83.11](#)
 adductor (hip) [83.12](#)
 hand [82.11](#)
 trabeculae carnae cordis (heart) [35.35](#)
 tympanum [20.23](#)
 uterosacral ligaments [69.3](#)
 vaginal septum [70.14](#)
 vas deferens [63.71](#)
 vein (with ligation) [38.80](#)
 abdominal [38.87](#)
 head and neck NEC [38.82](#)
 intracranial NEC [38.81](#)
 lower limb [38.89](#)
 varicose [38.59](#)
 thoracic NEC [38.85](#)
 upper limb [38.83](#)
 varicose [38.50](#)
 abdominal [38.57](#)
 head and neck NEC [38.52](#)
 intracranial NEC [38.51](#)
 lower limb [38.59](#)
 thoracic NEC [38.55](#)
 upper limb [38.53](#)
 vitreous, cicatricial bands (posterior
 approach) [14.74](#)
 anterior approach [14.73](#)
Doleris operation (shortening of round
 ligaments) [69.22](#)
D'Ombrian operation (excision of
 pterygium with corneal graft) [11.32](#)
Domestic tasks therapy [93.83](#)
Dopplergram, Doppler flow mapping
 -- see also Ultrasonography
 aortic arch [88.73](#)
 head and neck [88.71](#)
 heart [88.72](#)
 thorax NEC [88.73](#)
Dorrance operation (push-back
 operation for cleft palate) [27.62](#)

- Dotter operation** (transluminal angioplasty) [39.59](#)
- Douche, vagina** [96.44](#)
- Douglas' operation** (suture of tongue to lip for micrognathia) [25.59](#)
- Doyle operation** (paracervical uterine denervation) [69.3](#)
- Drainage**
- by
- anastomosis -- see Anastomosis
 - aspiration -- see Aspiration
 - incision -- see Incision
- abdomen [54.19](#)
- percutaneous [54.91](#)
- abscess -- see also Drainage, by site and Incision, by site
- appendix [47.2](#)
 - with appendectomy [47.09](#)
 - laparoscopic [47.01](#)
 - parapharyngeal(oral)(transcervical) [28.0](#)
 - peritonsillar (oral) (transcervical) [28.0](#)
 - retropharyngeal(oral)(transcervical) [28.0](#)
 - thyroid (field) (gland) [06.09](#)
 - percutaneous (needle) [06.01](#)
 - postoperative [06.02](#)
 - tonsil, tonsillar(oral)(transcervical) [28.0](#)
- antecubital fossa [86.04](#)
- appendix [47.91](#)
- with appendectomy [47.09](#)
 - laparoscopic [47.01](#)
- abscess [47.2](#)
- with appendectomy [47.09](#)
 - laparoscopic [47.01](#)
- axilla [86.04](#)
- bladder (without incision) [57.0](#)
- by indwelling catheter [57.94](#)
 - percutaneous suprapubic (closed) [57.17](#)
 - suprapubic NEC [57.18](#)
- buccal space [27.0](#)
- bursa [83.03](#)
- by aspiration [83.94](#)
 - hand [82.92](#)
 - hand [82.03](#)
 - by aspiration [82.92](#)
 - radial [82.03](#)
 - ulnar [82.03](#)
- cerebrum, cerebral (meninges) (ventricle) (incision) (trephination) [01.39](#)
- by
- anastomosis -- see Shunt, ventricular
 - aspiration [01.09](#)
 - through previously implanted catheter [01.02](#)
- chest (closed) [34.04](#)
- open (by incision) [34.09](#)
- cranial sinus (incision) (trephination) [01.21](#)
- by aspiration [01.09](#)
- Drainage**---*Cont.*
- cul-de-sac [70.12](#)
 - by aspiration [70.0](#)
 - cyst -- see also Drainage, by site and Incision, by site
 - pancreas (by catheter) [52.01](#)
 - by marsupialization [52.3](#)
 - internal (anastomosis) [52.4](#)
 - pilonidal [86.03](#)
 - spleen, splenic(by marsupialization)[41.41](#)
 - duodenum (tube) [46.39](#)
 - by incision [45.01](#)
- ear
- external [18.09](#)
 - inner [20.79](#)
 - by myringotomy) [20.09](#)
 - with intubation [20.01](#)
- epidural space, cerebral (incision) (trephination) [01.24](#)
- by aspiration [01.09](#)
- extradural space, cerebral (incision) (trephination) [01.24](#)
- by aspiration [01.09](#)
- extraperitoneal [54.0](#)
- facial region [27.0](#)
- fascial compartments, head and neck [27.0](#)
- fetal hydrocephalic head (needling) (trocar) [73.8](#)
- gallbladder [51.04](#)
- by
- anastomosis [51.35](#)
 - aspiration [51.01](#)
 - incision [51.04](#)
- groin region(abdominal wall)(inguinal) [54.0](#)
- skin [86.04](#)
 - subcutaneous tissue [86.04](#)
- hematoma -- see Drainage, by site and Incision, by site
- hydrocephalic head(needling)(trocar) [73.8](#)
- hypochondrium [54.0](#)
- intra-abdominal [54.19](#)
- iliac fossa [54.0](#)
- infratemporal fossa [27.0](#)
- intracranial space (epidural) (extradural) (incision) (trephination) [01.24](#)
- by aspiration [01.09](#)
- subarachnoid or subdural (incision) (trephination) [01.31](#)
- by aspiration [01.09](#)
- intraperitoneal [54.19](#)
- percutaneous [54.91](#)
- kidney (by incision) [55.01](#)
- by
- anastomosis [55.86](#)
 - catheter [59.8](#)
 - pelvis (by incision) [55.11](#)
- liver [50.0](#)

Drainage---Cont.

by aspiration [50.91](#)
 Ludwig's angina [27.0](#)
 lung (by incision) [33.1](#)
 by punch (needle) (trocar) [33.93](#)
 midpalmar space [82.04](#)
 mouth floor [27.0](#)
 mucocele, nasal sinus [22.00](#)
 by puncture [22.01](#)
 through natural ostium [22.02](#)
 omentum [54.19](#)
 percutaneous [54.91](#)
 ovary (aspiration) [65.91](#)
 by incision [65.09](#)
 laparoscopic [65.01](#)
 palmar space (middle) [82.04](#)
 pancreas (by catheter) [52.01](#)
 by anastomosis [52.96](#)
 parapharyngeal [28.0](#)
 paronychia [86.04](#)
 parotid space [27.0](#)
 pelvic peritoneum (female) [70.12](#)
 male [54.19](#)
 pericardium [37.0](#)
 perigastric [54.19](#)
 percutaneous [54.91](#)
 perineum
 female [71.09](#)
 male [86.04](#)
 perisplenic tissue [54.19](#)
 percutaneous [54.91](#)
 peritoneum [54.19](#)
 pelvic (female) [70.12](#)
 percutaneous [54.91](#)
 peritonsillar [28.0](#)
 pharyngeal space, lateral [27.0](#)
 pilonidal cyst or sinus [86.03](#)
 pleura (closed) [34.04](#)
 open (by incision) [34.09](#)
 popliteal space [86.04](#)
 postural [93.99](#)
 postzygomatic space [27.0](#)
 pseudocyst, pancreas [52.3](#)
 by anastomosis [52.4](#)
 pterygopalatine fossa [27.0](#)
 retropharyngeal [28.0](#)
 scrotum [61.0](#)
 skin [86.04](#)
 spinal (canal) (cord) [03.09](#)
 by anastomosis -- see Shunt, spinal
 diagnostic [03.31](#)
 spleen [41.2](#)
 cyst (by marsupialization) [41.41](#)
 subarachnoid space, cerebral
 (incision) (trephination) [01.31](#)
 by aspiration [01.09](#)
 subcutaneous tissue [86.04](#)
 subdiaphragmatic [54.19](#)

Drainage---Cont.

percutaneous [54.91](#)
 subdural space, cerebral (incision)
 (trephination) [01.31](#)
 by aspiration [01.09](#)
 subhepatic space [54.19](#)
 percutaneous [54.91](#)
 sublingual space [27.0](#)
 submental space [27.0](#)
 subphrenic space [54.19](#)
 percutaneous [54.91](#)
 supraclavicular fossa [86.04](#)
 temporal pouches [27.0](#)
 tendon (sheath) [83.01](#)
 hand [82.01](#)
 thenar space [82.04](#)
 thorax (closed) [34.04](#)
 open (by incision) [34.09](#)
 thyroglossal tract (by incision) [06.09](#)
 by aspiration [06.01](#)
 thyroid (field) (gland) (by incision) [06.09](#)
 by aspiration [06.01](#)
 postoperative [06.02](#)
 tonsil [28.0](#)
 tunica vaginalis [61.0](#)
 ureter (by catheter) [59.8](#)
 by
 anastomosis NEC -- see also
 Anastomosis, ureter [56.79](#)
 incision [56.2](#)
 ventricle (cerebral) (incision) NEC [02.39](#)
 by
 anastomosis -- see Shunt, ventricular
 aspiration [01.09](#)
 through previously implanted
 catheter [01.02](#)
 vertebral column [03.09](#)

Drawing test [94.08](#)

Dressing
 burn [93.57](#)
 ulcer [93.56](#)
 wound [93.57](#)

Drilling
 bone -- see also Incision, bone [77.10](#)
 ovary [65.99](#)

Drotrecogin alfa (activated), **infusion** [00.11](#)

Ductogram, mammary [87.35](#)

Duhamel operation (abdominoperineal
 pull-through) [48.65](#)

Duhrssen's
 incisions (cervix, to assist delivery) [73.93](#)
 operation (vaginofixation of uterus) [69.22](#)

Dunn operation (triple arthrodesis) [81.12](#)

Duodenectomy [45.62](#)
 with
 gastrectomy -- see Gastrectomy
 pancreatectomy -- see Pancreatectomy

Duodenocholedochotomy [51.51](#)

Duodenoduodenostomy [45.91](#)
 proximal to distal segment [45.62](#)
Duodenoileostomy [45.91](#)
Duodenojejunostomy [45.91](#)
Duodenorrhaphy [46.71](#)
Duodenoplasty [46.79](#)
Duodenoscopy [45.13](#)
 through stoma (artificial) [45.12](#)
 transabdominal (operative) [45.11](#)
Duodenostomy [46.39](#)
Duodenotomy [45.01](#)
Dupuytren operation
 fasciectomy [82.35](#)
 fasciotomy [82.12](#)
 with excision [82.35](#)
 shoulder disarticulation [84.08](#)

Durabond [86.59](#)
Duraplasty [02.12](#)
Durham (-Caldwell) operation (transfer
 of biceps femoris tendon) [83.75](#)
DuToit and Roux operation (staple
 capsulorrhaphy of shoulder) [81.82](#)
DuVries operation (tenoplasty) [83.88](#)
Dwyer operation
 fasciotomy [83.14](#)
 soft tissue release NEC [83.84](#)
 wedge osteotomy, calcaneus [77.28](#)

E

- E2F decoy** [00.16](#)
- Eagleton operation** (extrapetrosal drainage) [20.22](#)
- ECG** -- see Electrocardiogram
- Echocardiography** [88.72](#)
- intracardiac (heart chambers) (ICE) [37.28](#)
 - intravascular (coronary vessels) [00.24](#)
 - transesophageal [88.72](#)
 - monitoring (Doppler)(ultrasound)[89.68](#)
- Echoencephalography** [88.71](#)
- Echography** -- see Ultrasonography
- Echogynography** [88.79](#)
- Echoplacentogram** [88.78](#)
- ECMO** (extracorporeal membrane oxygenation) [39.65](#)
- Eden-Hybinette operation** (glenoid bone block) [78.01](#)
- Educational therapy** (bed-bound children) (handicapped) [93.82](#)
- EEG** (electroencephalogram) [89.14](#)
- monitoring (radiographic) (video) [89.19](#)
- Effler operation** (heart) [36.2](#)
- Effleurage** [93.39](#)
- EGD** (esophagogastroduodenoscopy) [45.13](#)
- with closed biopsy [45.16](#)
- Eggers operation**
- tendon release (patellar retinacula) [83.13](#)
 - tendon transfer (biceps femoris tendon) (hamstring tendon) [83.75](#)
- EKG** -- see also Electrocardiogram [89.52](#)
- Elastic hosiery** [93.59](#)
- Electrocardiogram** (with 12 or more leads) [89.52](#)
- with vectorcardiogram [89.53](#)
 - fetal (scalp), intrauterine [75.32](#)
 - rhythm (with one to three leads) [89.51](#)
- Electrocautery** -- see also Cauterization
- cervix [67.32](#)
 - corneal lesion (ulcer) [11.42](#)
 - esophagus [42.39](#)
 - endoscopic [42.33](#)
- Electrocoagulation** -- see also Destruction, lesion, by site
- aneurysm (cerebral) (peripheral vessels) [39.52](#)
 - cervix [67.32](#)
 - cystoscopic [57.49](#)
 - ear
 - external [18.29](#)
 - inner [20.79](#)
 - middle [20.51](#)
 - fallopian tube (lesion) [66.61](#)
 - for tubal ligation --see Ligation, fallopian tube
- Electrocoagulation**---*Cont.*
- gasserian ganglion [04.02](#)
 - nasal turbinates [21.61](#)
 - nose, for epistaxis (with packing) [21.03](#)
 - ovary [65.29](#)
 - laparoscopic [65.25](#) - prostatic bed [60.94](#)
 - rectum (polyp) [48.32](#)
 - radical [48.31](#)
 - retina (for)
 - destruction of lesion [14.21](#)
 - reattachment [14.51](#)
 - repair of tear [14.31](#)
 - round ligament [69.19](#)
 - semicircular canals [20.79](#)
 - urethrovessical junction,transurethral [57.49](#)
 - uterine ligament [69.19](#)
 - uterosacral ligament [69.19](#)
 - uterus [68.29](#)
 - vagina [70.33](#)
 - vulva [71.3](#)
- Electrocochleography** [20.31](#)
- Electroconization, cervix** [67.32](#)
- Electroconvulsive therapy** (ECT) [94.27](#)
- Electroencephalogram** (EEG) [89.14](#)
- monitoring (radiographic) (video) [89.19](#)
- Electrogastrogram** [44.19](#)
- Electrokeratotomy** [11.49](#)
- Electrolysis**
- ciliary body [12.71](#)
 - hair follicle [86.92](#)
 - retina (for)
 - destruction of lesion [14.21](#)
 - reattachment [14.51](#)
 - repair of tear [14.31](#)
 - skin [86.92](#)
 - subcutaneous tissue [86.92](#)
- Electromyogram, electromyography** (EMG) (muscle) [93.08](#)
- eye [95.25](#)
 - urethral sphincter [89.23](#)
- Electronarcosis** [94.29](#)
- Electronic gaiter** [93.59](#)
- Electronystagmogram** (ENG) [95.24](#)
- Electro-oculogram** (EOG) [95.22](#)
- Electroresection** -- see also Destruction, lesion, by site
- bladder neck (transurethral) [57.49](#)
 - esophagus [42.39](#)
 - endoscopic [42.33](#)
 - prostate (transurethral) [60.29](#)
 - stomach [43.49](#)
 - endoscopic [43.41](#)
- Electroretinogram** (ERG) [95.21](#)

- Electroshock therapy (EST)** [94.27](#)
 subconvulsive [94.26](#)
- Elevation**
 bone fragments (fractured)
 orbit [76.79](#)
 sinus (nasal)
 frontal [22.79](#)
 maxillary [22.79](#)
 skull (with debridement) [02.02](#)
 spinal [03.53](#)
 pedicle graft [86.71](#)
- Elliot operation** (scleral trephination with iridectomy) [12.61](#)
- Ellis Jones operation** (repair of peroneal tendon) [83.88](#)
- Ellison operation** (reinforcement of collateral ligament) [81.44](#)
- Elmslie-Cholmeley operation** (tarsal wedge osteotomy) [77.28](#)
- Eloesser operation**
 thoracoplasty [33.34](#)
 thoracostomy [34.09](#)
- Elongation** -- see Lengthening
- Embolectomy** [38.00](#)
 with endarterectomy -- see Endarterectomy
- abdominal
 artery [38.06](#)
 vein [38.07](#)
- aorta (arch) (ascending) (descending) [38.04](#)
- head and neck NEC [38.02](#)
 intracranial NEC [38.01](#)
- lower limb
 artery [38.08](#)
 vein [38.09](#)
- thoracic NEC [38.05](#)
 upper limb (artery) (vein) [38.03](#)
- Embolization** (transcatheter)
 adhesive (glue) [39.79](#)
 head and neck [39.72](#)
 arteriovenous fistula [39.53](#)
 endovascular [39.72](#)
 artery (selective) [38.80](#)
 by
 endovascular approach [39.79](#)
 head and neck vessels [39.72](#)
 percutaneous transcatheter infusion [99.29](#)
- abdominal NEC [38.86](#)
 duodenal (transcatheter) [44.44](#)
 gastric (transcatheter) [44.44](#)
 renal (transcatheter) [38.86](#)
- aorta (arch) (ascending) (descending) [38.84](#)
 duodenal (transcatheter) [44.44](#)
 gastric (transcatheter) [44.44](#)
 head and neck NEC [38.82](#)
 intracranial NEC [38.81](#)
- Embolization** (transcatheter)---Cont.
 lower limb [38.88](#)
 renal (transcatheter) [38.86](#)
 thoracic NEC [38.85](#)
 upper limb [38.83](#)
- AVM, intracranial, endovascular approach [39.72](#)
 carotid cavernous fistula [39.53](#)
 chemoembolization [99.25](#)
 coil, endovascular [39.79](#)
 head and neck [39.72](#)
 vein (selective) [38.80](#)
 by
 endovascular approach [39.79](#)
 head and neck [39.72](#)
 abdominal NEC [38.87](#)
 duodenal (transcatheter) [44.44](#)
 gastric (transcatheter) [44.44](#)
 duodenal (transcatheter) [44.44](#)
 gastric (transcatheter) [44.44](#)
- Embryotomy** [73.8](#)
- EMG** -- see Electromyogram
- Emmet operation** (cervix) [67.61](#)
- Encephalocentesis** -- see also Puncture [01.09](#)
 fetal head, transabdominal [73.8](#)
- Encephalography** (cisternal puncture)(fractional) (lumbar) (pneumoencephalogram) [87.01](#)
- Encephalopuncture** [01.09](#)
- Encircling procedure** -- see also Cerclage
 sclera, for buckling [14.49](#)
 with implant [14.41](#)
- Endarterectomy** (gas) (with patch graft) [38.10](#)
 abdominal [38.16](#)
 aorta (arch) (ascending) (descending) [38.14](#)
 coronary artery -- see category [36.0](#)
 open chest approach [36.03](#)
 head and neck (open) NEC [38.12](#)
 percutaneous approach,
 intracranial vessel(s) [00.62](#)
 percutaneous approach, precerebral (extracranial) vessel(s) [00.61](#)
 intracranial (open) NEC [38.11](#)
 percutaneous approach, intracranial vessel(s) [00.62](#)
 percutaneous approach, precerebral (extracranial) vessel(s) [00.61](#)
 lower limb [38.18](#)
 thoracic NEC [38.15](#)
 upper limb [38.13](#)
- Endoaneurysmorrhaphy** -- see also Aneurysmorrhaphy [39.52](#)
 by or with
 endovascular graft
 abdominal aorta [39.71](#)
 lower extremity artery(s) [39.79](#)
 thoracic aorta [39.79](#)
 upper extremity artery(s) [39.79](#)
- Endolymphatic (-subarachnoid) shunt** [20.71](#)

Endometrectomy (uterine) (internal) [68.29](#)
 bladder [57.59](#)
 cul-de-sac [70.32](#)
Endoprosthesis
 bile duct [51.87](#)
 femoral head (bipolar) [81.52](#)
Endoscopy
 with biopsy -- see Biopsy, by site, closed
 anus [49.21](#)
 biliary tract (operative) [51.11](#)
 by retrograde cholangiography
 (ERC) [51.11](#)
 by retrograde cholangiopancreatography
 (ERCP) [51.10](#)
 intraoperative [51.11](#)
 percutaneous (via T-tube or other tract)
 [51.98](#)
 with removal of common duct stones
 [51.96](#)
 bladder [57.32](#)
 through stoma (artificial) [57.31](#)
 bronchus NEC [33.23](#)
 with biopsy [33.24](#)
 fiberoptic [33.22](#)
 through stoma (artificial) [33.21](#)
 colon [45.23](#)
 through stoma (artificial) [45.22](#)
 transabdominal (operative) [45.21](#)
 cul-de-sac [70.22](#)
 ear [18.11](#)
 esophagus NEC [42.23](#)
 through stoma (artificial) [42.22](#)
 transabdominal (operative) [42.21](#)
 ileum [45.13](#)
 through stoma (artificial) [45.12](#)
 transabdominal (operative) [45.11](#)
 intestine NEC [45.24](#)
 large [45.24](#)
 fiberoptic (flexible) [45.23](#)
 through stoma (artificial) [45.22](#)
 transabdominal (intraoperative) [45.21](#)
 small [45.13](#)
 esophagogastroduodenoscopy
 (EGD) [45.13](#)
 with closed biopsy [45.16](#)
 through stoma (artificial) [45.12](#)
 transabdominal (operative) [45.11](#)
 jejunum [45.13](#)
 through stoma (artificial) [45.12](#)
 transabdominal (operative) [45.11](#)
 kidney [55.21](#)
 larynx [31.42](#)
 through stoma (artificial) [31.41](#)
 lung -- see Bronchoscopy
 mediastinum (transpleural) [34.22](#)
 nasal sinus [22.19](#)
 nose [21.21](#)
 pancreatic duct [52.13](#)

Endoscopy---*Cont.*
 pelvis [55.22](#)
 peritoneum [54.21](#)
 pharynx [29.11](#)
 rectum [48.23](#)
 through stoma (artificial) [48.22](#)
 transabdominal (operative) [48.21](#)
 sinus, nasal [22.19](#)
 stomach NEC [44.13](#)
 through stoma (artificial) [44.12](#)
 transabdominal (operative) [44.11](#)
 thorax (transpleural) [34.21](#)
 trachea NEC [31.42](#)
 through stoma (artificial) [31.41](#)
 transpleural
 mediastinum [34.22](#)
 thorax [34.21](#)
 ureter [56.31](#)
 urethra [58.22](#)
 uterus [68.12](#)
 vagina [70.21](#)
Enema (transanal) NEC [96.39](#)
 for removal of impacted feces [96.38](#)
ENG (electronystagmogram) [95.24](#)
Enlargement
 aortic lumen, thoracic [38.14](#)
 atrial septal defect (pre-existing) [35.41](#)
 in repair of total anomalous pulmonary
 venous connection [35.82](#)
 eye socket [16.64](#)
 foramen ovale (pre-existing) [35.41](#)
 in repair of total anomalous pulmonary
 venous connection [35.82](#)
 intestinal stoma [46.40](#)
 large intestine [46.43](#)
 small intestine [46.41](#)
 introitus [96.16](#)
 orbit (eye) [16.64](#)
 palpebral fissure [08.51](#)
 punctum [09.41](#)
 sinus tract (skin) [86.89](#)
Enterectomy NEC [45.63](#)
Enteroanastomosis
 large-to-large intestine [45.94](#)
 small-to-large intestine [45.93](#)
 small-to-small intestine [45.91](#)
Enteroclectomy [53.9](#)
 female [70.92](#)
 vaginal [70.92](#)
Enterocentesis [45.00](#)
 duodenum [45.01](#)
 large intestine [45.03](#)
 small intestine NEC [45.02](#)
Enterocholecystostomy [51.32](#)
Enteroclysis (small bowel) [96.43](#)
Enteroclectomy NEC [45.79](#)
Enterocolostomy [45.93](#)
Enterointerectomy [46.99](#)

- Enteroenterostomy** [45.90](#)
 small-to-large intestine [45.93](#)
 small-to-small intestine [45.91](#)
- Enterogastrostomy** [44.39](#)
 laparoscopic [44.38](#)
- Enterolithotomy** [45.00](#)
- Enterolysis** [54.59](#)
 laparoscopic [54.51](#)
- Enteropancreatostomy** [52.96](#)
- Enterorrhaphy** [46.79](#)
 large intestine [46.75](#)
 small intestine [46.73](#)
- Enterostomy** [NEC 46.39](#)
 cecum -- see also Colostomy [46.10](#)
 colon (transverse) -- see also Colostomy [46.10](#)
 loop [46.03](#)
 delayed opening [46.31](#)
 duodenum [46.39](#)
 loop [46.01](#)
 feeding NEC [46.39](#)
 percutaneous (endoscopic) [46.32](#)
 ileum (Brooke) (Dragstedt) [46.20](#)
 loop [46.01](#)
 jejunum (feeding) [46.39](#)
 loop [46.01](#)
 percutaneous (endoscopic) [46.32](#)
 sigmoid colon -- see also Colostomy [46.10](#)
 loop [46.03](#)
 transverse colon -- see also Colostomy [46.10](#)
 loop [46.03](#)
- Enterotomy** [45.00](#)
 large intestine [45.03](#)
 small intestine [45.02](#)
- Enucleation**--see also Excision, lesion, by site
 cyst
 broad ligament [69.19](#)
 dental [24.4](#)
 liver [50.29](#)
 ovarian [65.29](#)
 laparoscopic [65.25](#)
 parotid gland [26.29](#)
 salivary gland [26.29](#)
 skin [86.3](#)
 subcutaneous tissue [86.3](#)
 eyeball [16.49](#)
 with implant(into Tenon's capsule)[16.42](#)
 with attachment of muscles [16.41](#)
- EOG** (electro-oculogram) [95.22](#)
- Epicardiectomy** [36.39](#)
- Epididymectomy** [63.4](#)
 with orchidectomy (unilateral) [62.3](#)
 bilateral [62.41](#)
- Epididymogram** [87.93](#)
- Epididymoplasty** [63.59](#)
- Epididymorrhaphy** [63.81](#)
- Epididymotomy** [63.92](#)
- Epididymovasostomy** [63.83](#)
- Epiplottidectomy** [30.21](#)
- Epikeratophakia** [11.76](#)
- Epilation**
 eyebrow (forceps) [08.93](#)
 cryosurgical [08.92](#)
 electrosurgical [08.91](#)
 eyelid (forceps) NEC [08.93](#)
 cryosurgical [08.92](#)
 electrosurgical [08.91](#)
 skin [86.92](#)
- Epiphysiodesis** --see also Arrest, bone growth
 -- see category [78.2](#)
- Epiphysiolysis** -- see also Arrest, bone growth
 -- see category [78.2](#)
- Epiplasty** [54.4](#)
- Epiplasty** [54.74](#)
- Epiplorrhaphy** [54.74](#)
- Episioperineoplasty** [71.79](#)
- Episioperineorrhaphy** [71.71](#)
 obstetrical [75.69](#)
- Episioplasty** [71.79](#)
- Episioproctotomy** [73.6](#)
- Episiorrhaphy** [71.71](#)
 following routine episiotomy--see Episiotomy
 for obstetrical laceration [75.69](#)
- Episiotomy**(with subsequent episiorrhaphy) [73.6](#)
 high forceps [72.31](#)
 low forceps [72.1](#)
 mid forceps [72.21](#)
 nonobstetrical [71.09](#)
 outlet forceps [72.1](#)
- EPS** (electrophysiologic stimulation) [37.26](#)
- Eptifibatide, infusion** [99.20](#)
- Equalization, leg**
 lengthening -- see category [78.3](#)
 shortening -- see category [78.2](#)
- Equilibration** (occlusal) [24.8](#)
- Equiloudness balance** [95.43](#)
- ERC** (endoscopic retrograde
 cholangiography) [51.11](#)
- ERCP** (endoscopic retrograde
 cholangiopancreatography) [51.10](#)
 cannulation of pancreatic duct [52.93](#)
- ERG** (electroretinogram) [95.21](#)
- ERP** (endoscopic retrograde
 pancreatography) [52.13](#)
- Eruption, tooth, surgical** [24.6](#)
- Erythrocytapheresis, therapeutic** [99.73](#)
- Escharectomy** [86.22](#)
- Escharotomy** [86.09](#)
- Esophageal voice training**
 (postlaryngectomy) [93.73](#)
- Esophagotomy** [42.40](#)
 abdominothoracocervical (combined)
 (synchronous) [42.42](#)
 partial or subtotal [42.41](#)
 total [42.42](#)

Esophagocologastrostomy (intrathoracic) [42.55](#)
 antesternal or antethoracic [42.65](#)
Esophagocolostomy(intrathoracic)NEC[42.56](#)
 with interposition of colon [42.55](#)
 antesternal or antethoracic NEC [42.66](#)
 with interposition of colon [42.65](#)
Esophagoduodenostomy(intrathoracic)NEC [42.54](#)
 with
 complete gastrectomy [43.99](#)
 interposition of small bowel [42.53](#)
Esophagoenterostomy (intrathoracic) NEC
 -- see also Anastomosis, esophagus, to
 intestinal segment [42.54](#)
 antesternal or antethoracic -- see also
 Anastomosis, esophagus, antesternal,
 to intestinal segment [42.64](#)
Esophagoesophagostomy (intrathoracic) [42.51](#)
 antesternal or antethoracic [42.61](#)
Esophagogastrectomy [43.99](#)
Esophagogastroduodenoscopy (EGD) [45.13](#)
 with closed biopsy [45.16](#)
 through stoma (artificial) [45.12](#)
 transabdominal (operative) [45.11](#)
Esophagogastromyotomy [42.7](#)
Esophagogastropexy [44.65](#)
Esophagogastroplasty [44.65](#)
Esophagogastroscopy NEC [44.13](#)
 through stoma (artificial) [44.12](#)
 transabdominal (operative) [44.11](#)
Esophagogastrostomy (intrathoracic) [42.52](#)
 with partial gastrectomy [43.5](#)
 antesternal or antethoracic [42.62](#)
Esophagoileostomy(intrathoracic)NEC[42.54](#)
 with interposition of small bowel [42.53](#)
 antesternal or antethoracic NEC [42.64](#)
 with interposition of small bowel [42.63](#)
Esophagojejunostomy(intrathoracic) NEC [42.54](#)
 with
 complete gastrectomy [43.99](#)
 interposition of small bowel [42.53](#)
 antesternal or antethoracic NEC [42.64](#)
 with interposition of small bowel [42.63](#)
Esophagomyotomy [42.7](#)
Esophagoplasty NEC [42.89](#)
Esophagorrhaphy [42.82](#)
Esophagoscopy NEC [42.23](#)
 by incision (operative) [42.21](#)
 with closed biopsy [42.24](#)
 through stoma (artificial) [42.22](#)
 transabdominal (operative) [42.21](#)
Esophagostomy [42.10](#)
 cervical [42.11](#)
 thoracic [42.19](#)
Esophagotomy NEC [42.09](#)

Estes operation (ovary) [65.72](#)
 laparoscopic [65.75](#)
Estlander operation (thoracoplasty) [33.34](#)
ESWL (extracorporeal shockwave lithotripsy)
 NEC [98.59](#)
 bile duct [98.52](#)
 bladder [98.51](#)
 gallbladder [98.52](#)
 kidney [98.51](#)
 Kock pouch (urinary diversion) [98.51](#)
 renal pelvis [98.51](#)
 specified site NEC [98.59](#)
 ureter [98.51](#)
Ethmoidectomy [22.63](#)
Ethmoidotomy [22.51](#)
Evacuation
 abscess -- see Drainage, by site
 anterior chamber (eye) (aqueous)
 (hyphema) [12.91](#)
 cyst -- see also Excision, lesion, by site
 breast [85.91](#)
 kidney [55.01](#)
 liver [50.29](#)
 hematoma -- see also Incision, hematoma
 obstetrical [75.92](#)
 incisional [75.91](#)
 hemorrhoids (thrombosed) [49.47](#)
 pelvic blood clot (by incision) [54.19](#)
 by
 culdocentesis [70.0](#)
 culdoscopy [70.22](#)
 retained placenta
 with curettage [69.02](#)
 manual [75.4](#)
 streptothrix from lacrimal duct [09.42](#)
Evaluation (of)
 audiological [95.43](#)
 cardiac rhythm device (CRT-D) (CRT-P)
 (AICD) (pacemaker) - see Interrogation
 criminal responsibility, psychiatric [94.11](#)
 functional (physical therapy) [93.01](#)
 hearing NEC [95.49](#)
 orthotic (for brace fitting) [93.02](#)
 prosthetic (for artificial limb fitting) [93.03](#)
 psychiatric NEC [94.19](#)
 commitment [94.13](#)
 psychologic NEC [94.08](#)
 testimony capacity, psychiatric [94.11](#)
Evans operation (release of clubfoot) [83.84](#)
Evisceration
 eyeball [16.39](#)
 with implant (into scleral shell) [16.31](#)
 ocular contents [16.39](#)
 with implant (into scleral shell) [16.31](#)
 orbit -- see also Exenteration, orbit [16.59](#)
 pelvic (anterior) (posterior) (partial) (total)
 (female) [68.8](#)
 male [57.71](#)

Evulsion

- nail (bed) (fold) [86.23](#)
- skin [86.3](#)
- subcutaneous tissue [86.3](#)

Examination (for)

- breast
 - manual [89.36](#)
 - radiographic NEC [87.37](#)
 - thermographic [88.85](#)
 - ultrasonic [88.73](#)
- cervical rib (by x-ray) [87.43](#)
- colostomy stoma (digital) [89.33](#)
- dental (oral mucosa) (peridental) [89.31](#)
 - radiographic NEC [87.12](#)
- enterostomy stoma (digital) [89.33](#)
- eye [95.09](#)
 - color vision [95.06](#)
 - comprehensive [95.02](#)
 - dark adaptation [95.07](#)
 - limited (with prescription of spectacles) [95.01](#)
 - under anesthesia [95.04](#)
- fetus, intrauterine [75.35](#)
- general physical [89.7](#)
- glaucoma [95.03](#)
- gynecological [89.26](#)
- hearing [95.47](#)
- microscopic (specimen) (of) [91.9](#)

Note -- Use the following fourth-digit subclassification with categories 90-91 to identify type of examination:

- 1 bacterial smear
- 2 culture
- 3 culture and sensitivity
- 4 parasitology
- 5 toxicology
- 6 cell block and Papanicolaou smear
- 9 other microscopic examination

- adenoid [90.3](#)
- adrenal gland [90.1](#)
- amnion [91.4](#)
- anus [90.9](#)
- appendix [90.9](#)
- bile ducts [91.0](#)
- bladder [91.3](#)
- blood [90.5](#)
- bone [91.5](#)
 - marrow [90.6](#)
- brain [90.0](#)
- breast [91.6](#)
- bronchus [90.4](#)
- bursa [91.5](#)
- cartilage [91.5](#)
- cervix [91.4](#)
- chest wall [90.4](#)
- chorion [91.4](#)

Examination (for)---Cont.

- colon [90.9](#)
- cul-de-sac [91.1](#)
- dental [90.8](#)
- diaphragm [90.4](#)
- duodenum [90.8](#)
- ear [90.3](#)
- endocrine gland NEC [90.1](#)
- esophagus [90.8](#)
- eye [90.2](#)
- fallopian tube [91.4](#)
- fascia [91.5](#)
- female genital tract [91.4](#)
- fetus [91.4](#)
- gallbladder [91.0](#)
- hair [91.6](#)
- ileum [90.9](#)
- jejunum [90.9](#)
- joint fluid [91.5](#)
- kidney [91.2](#)
- large intestine [90.9](#)
- larynx [90.3](#)
- ligament [91.5](#)
- liver [91.0](#)
- lung [90.4](#)
- lymph (node) [90.7](#)
- meninges [90.0](#)
- mesentery [91.1](#)
- mouth [90.8](#)
- muscle [91.5](#)
- musculoskeletal system [91.5](#)
- nails [91.6](#)
- nerve [90.0](#)
- nervous system [90.0](#)
- nose [90.3](#)
- omentum [91.1](#)
- operative wound [91.7](#)
- ovary [91.4](#)
- pancreas [91.0](#)
- parathyroid gland [90.1](#)
- penis [91.3](#)
- perirenal tissue [91.2](#)
- peritoneum (fluid) [91.1](#)
- periuireteral tissue [91.2](#)
- perivesical (tissue) [91.3](#)
- pharynx [90.3](#)
- pineal gland [90.1](#)
- pituitary gland [90.1](#)
- placenta [91.4](#)
- pleura (fluid) [90.4](#)
- prostate [91.3](#)
- rectum [90.9](#)
- retroperitoneum [91.1](#)
- semen [91.3](#)
- seminal vesicle [91.3](#)
- sigmoid [90.9](#)
- skin [91.6](#)
- small intestine [90.9](#)

Examination (for)---Cont.

- specified site NEC [91.8](#)
- spinal fluid [90.0](#)
- spleen [90.6](#)
- sputum [90.4](#)
- stomach [90.8](#)
- stool [90.9](#)
- synovial membrane [91.5](#)
- tendon [91.5](#)
- thorax NEC [90.4](#)
- throat [90.3](#)
- thymus [90.1](#)
- thyroid gland [90.1](#)
- tonsil [90.3](#)
- trachea [90.4](#)
- ureter [91.2](#)
- urethra [91.3](#)
- urine [91.3](#)
- uterus [91.4](#)
- vagina [91.4](#)
- vas deferens [91.3](#)
- vomitum [90.8](#)
- vulva [91.4](#)
- neurologic [89.13](#)
- neuro-ophthalmology [95.03](#)
- ophthalmoscopic [16.21](#)
- panorex, mandible [87.12](#)
- pelvic (manual) [89.26](#)
- instrumental (by pelvimeter) [88.25](#)
- pelvimetric [88.25](#)
- physical, general [89.7](#)
- postmortem [89.8](#)
- rectum (digital) [89.34](#)
- endoscopic [48.23](#)
- through stoma (artificial) [48.22](#)
- transabdominal [48.21](#)
- retinal disease [95.03](#)
- specified type (manual) NEC [89.39](#)
- thyroid field, postoperative [06.02](#)
- uterus (digital) [68.11](#)
- endoscopic [68.12](#)
- vagina [89.26](#)
- endoscopic [70.21](#)
- visual field [95.05](#)

Exchange transfusion [99.01](#)

- intrauterine [75.2](#)

Excision

- aberrant tissue -- see Excision, lesion, by site of tissue origin
- abscess -- see Excision, lesion, by site
- accessory tissue -- see also Excision, lesion, by site of tissue origin
- lung [32.29](#)
- endoscopic [32.28](#)
- spleen [41.93](#)
- adenoids (tag) [28.6](#)
- with tonsillectomy [28.3](#)
- adenoma -- see Excision, lesion, by site

Excision---Cont.

- adrenal gland--see also Adrenalectomy [07.22](#)
- ampulla of Vater (with reimplantation of common duct) [51.62](#)
- anal papilla [49.39](#)
- endoscopic [49.31](#)
- aneurysm (arteriovenous) -- see also
 - Aneurysmectomy [38.60](#)
 - coronary artery [36.91](#)
 - heart [37.32](#)
 - myocardium [37.32](#)
 - sinus of Valsalva [35.39](#)
 - ventricle (heart) [37.32](#)
- anus (complete) (partial) [49.6](#)
- aortic subvalvular ring [35.35](#)
- apocrine gland [86.3](#)
- aponeurosis [83.42](#)
- hand [82.33](#)
- appendiceal stump [47.09](#)
- laparoscopic [47.01](#)
- appendices epiploicae [54.4](#)
- appendix -- see also Appendectomy
- epididymis [63.3](#)
- testis [62.2](#)
- arcuate ligament (spine) -- omit code
- arteriovenous fistula -- see also
 - Aneurysmectomy [38.60](#)
- artery -- see also Arteriectomy [38.60](#)
- Baker's cyst, knee [83.39](#)
- Bartholin's gland [71.24](#)
- basal ganglion [01.59](#)
- bile duct [51.69](#)
- endoscopic [51.64](#)
- bladder -- see also Cystectomy
- bleb (emphysematous), lung [32.29](#)
- endoscopic [32.28](#)
- blood vessel -- see also Angiectomy [38.60](#)
- bone (ends) (partial), except facial -- see category [77.8](#)
- facial NEC [76.39](#)
- total [76.45](#)
- with reconstruction [76.44](#)
- for graft (autograft) (homograft) -- see category [77.7](#)
- fragments (chips) -- see also Incision, bone [77.10](#)
- joint -- see also Arthrotomy [80.10](#)
- necrotic -- see also Sequestrectomy, bone [77.00](#)
- heterotopic, from
 - muscle [83.32](#)
 - hand [82.22](#)
 - skin [86.3](#)
 - tendon [83.31](#)
 - hand [82.21](#)
- mandible [76.31](#)
- with arthrodesis -- see Arthrodesis total [76.42](#)

Excision---Cont.

- with reconstruction [76.41](#)
- spur -- see Excision, lesion, bone
- total, except facial -- see category [77.9](#)
 - facial NEC [76.45](#)
 - with reconstruction [76.44](#)
 - mandible [76.42](#)
 - with reconstruction [76.41](#)
- brain [01.59](#)
 - hemisphere [01.52](#)
 - lobe [01.53](#)
- branchial cleft cyst or vestige [29.2](#)
- breast -- see also Mastectomy [85.41](#)
 - aberrant tissue [85.24](#)
 - accessory [85.24](#)
 - ectopic [85.24](#)
 - nipple [85.25](#)
 - accessory [85.24](#)
 - segmental [85.23](#)
 - supernumerary [85.24](#)
 - wedge [85.21](#)
- broad ligament [69.19](#)
- bronchogenic cyst [32.09](#)
 - endoscopic [32.01](#)
- bronchus (wide sleeve) NEC [32.1](#)
- buccal mucosa [27.49](#)
- bulbourethral gland [58.92](#)
- bulbous tuberosities (mandible) (maxilla)
 - (fibrous) (osseous) [24.31](#)
- union -- see also Bunionectomy [77.59](#)
- unionette (with osteotomy) [77.54](#)
- bursa [83.5](#)
 - hand [82.31](#)
- canal of Nuck [69.19](#)
- cardioma [37.33](#)
- carotid body (lesion) (partial) (total) [39.8](#)
- cartilage -- see also Chondrectomy [80.90](#)
 - intervertebral -- see category [80.5](#)
 - knee (semilunar) [80.6](#)
 - larynx [30.29](#)
 - nasal (submucous) [21.5](#)
- caruncle, urethra [58.39](#)
 - endoscopic [58.31](#)
- cataract--see also Extraction, cataract [13.19](#)
 - secondary membrane (after cataract) [13.65](#)
- cervical
 - rib [77.91](#)
 - stump [67.4](#)
- cervix (stump) NEC [67.4](#)
 - cold (knife) [67.2](#)
 - conization [67.2](#)
 - cryoconization [67.33](#)
 - electroconization [67.32](#)
- chalazion (multiple) (single) [08.21](#)
- cholesteatoma--see Excision, lesion, by site
- choroid plexus [02.14](#)
- cicatrix (skin) [86.3](#)

Excision---Cont.

- cilia base [08.20](#)
- ciliary body, prolapsed [12.98](#)
- clavicle (head) (partial) [77.81](#)
 - total (complete) [77.91](#)
- clitoris [71.4](#)
- coarctation of aorta (end-to-end anastomosis) [38.64](#)
 - with
 - graft replacement (interposition)
 - abdominal [38.44](#)
 - thoracic [38.45](#)
 - thoracoabdominal [38.45](#) [[38.44](#)]
- common
 - duct [51.63](#)
 - wall between posterior and coronary sinus (with roofing or resultant defect with patch graft) [35.82](#)
- condyle -- see category [77.8](#)
 - mandible [76.5](#)
- conjunctival ring [10.31](#)
- cornea [11.49](#)
 - epithelium(with chemocauterization)[11.41](#)
 - for smear or culture [11.21](#)
- costal cartilage [80.99](#)
- cul-de-sac (Douglas') [70.92](#)
- cusps, heart valve [35.10](#)
 - aortic [35.11](#)
 - mitral [35.12](#)
 - tricuspid [35.14](#)
- cyst -- see also Excision, lesion, by site
 - apical (tooth) [23.73](#)
 - with root canal therapy [23.72](#)
- Baker's (popliteal) [83.39](#)
- breast [85.21](#)
- broad ligament [69.19](#)
- bronchogenic [32.09](#)
 - endoscopic [32.01](#)
- cervix [67.39](#)
- dental [24.4](#)
- dentigerous [24.4](#)
- epididymis [63.2](#)
- fallopian tube [66.61](#)
- Gartner's duct [70.33](#)
- hand [82.29](#)
- labia [71.3](#)
- lung [32.29](#)
 - endoscopic [32.28](#)
- mesonephric duct [69.19](#)
- Morgagni
 - female [66.61](#)
 - male [62.2](#)
- mullerian duct [60.73](#)
- nasolabial [27.49](#)
- nasopalatine [27.31](#)
 - by wide excision [27.32](#)
- ovary [65.29](#)
 - laparoscopic [65.25](#)

Excision---Cont.

parovarian [69.19](#)
 pericardium [37.31](#)
 periodontal (apical) (lateral) [24.4](#)
 popliteal (Baker's), knee [83.39](#)
 radicular [24.4](#)
 spleen [41.42](#)
 synovial (membrane) [83.39](#)
 thyroglossal (with resection of hyoid bone) [06.7](#)
 urachal (bladder) [57.51](#)
 abdominal wall [54.3](#)
 vagina (Gartner's duct) [70.33](#)
 cystic
 duct remnant [51.61](#)
 hygroma [40.29](#)
 dentinoma [24.4](#)
 diaphragm [34.81](#)
 disc, intervertebral NOS [80.50](#)
 herniated (nucleus pulposus) [80.51](#)
 other specified (diskectomy) [80.51](#)
 diverticulum
 ampulla of Vater [51.62](#)
 anus [49.39](#)
 endoscopic [49.31](#)
 bladder [57.59](#)
 transurethral [57.49](#)
 duodenum [45.31](#)
 endoscopic [45.30](#)
 esophagus (local) [42.31](#)
 endoscopic [42.33](#)
 hypopharyngeal (by cricopharyngeal myotomy) [29.32](#)
 intestine
 large [45.41](#)
 endoscopic [45.43](#)
 small NEC [45.33](#)
 Meckel's [45.33](#)
 pharyngeal (by cricopharyngeal myotomy) [29.32](#)
 pharyngoesophageal (by cricopharyngeal myotomy) [29.32](#)
 stomach [43.42](#)
 endoscopic [43.41](#)
 urethra [58.39](#)
 endoscopic [58.31](#)
 ventricle, heart [37.33](#)
 duct
 mullerian [69.19](#)
 paramesonephric [69.19](#)
 thyroglossal (with resection of hyoid bone) [06.7](#)
 ear, external (complete) NEC [18.39](#)
 partial [18.29](#)
 radical [18.31](#)
 ectopic
 abdominal fetus [74.3](#)

Excision---Cont.

tissue -- see also Excision, lesion, by site of tissue origin
 bone, from muscle [83.32](#)
 breast [85.24](#)
 lung [32.29](#)
 endoscopic [32.28](#)
 spleen [41.93](#)
 empyema pocket, lung [34.09](#)
 epididymis [63.4](#)
 epiglottis [30.21](#)
 epithelial downgrowth, anterior chamber (eye) [12.93](#)
 epulis (gingiva) [24.31](#)
 esophagus -- see also Esophagectomy [42.40](#)
 exostosis -- see also Excision, lesion, bone [77.60](#)
 auditory canal, external [18.29](#)
 facial bone [76.2](#)
 first metatarsal (hallux valgus repair) -- see Bunionectomy
 eye [16.49](#)
 with implant(into Tenon's capsule)[16.42](#)
 with attachment of muscles [16.41](#)
 eyelid [08.20](#)
 redundant skin [08.86](#)
 falciform ligament [54.4](#)
 fallopian tube -- see Salpingectomy
 fascia [83.44](#)
 for graft [83.43](#)
 hand [82.34](#)
 hand [82.35](#)
 for graft [82.34](#)
 fat pad NEC [86.3](#)
 knee (infrapatellar) (prepatellar) [86.3](#)
 scalene [40.21](#)
 fibroadenoma, breast [85.21](#)
 fissure, anus [49.39](#)
 endoscopic [49.31](#)
 fistula -- see also Fistulectomy
 anal [49.12](#)
 arteriovenous -- see also Aneurysmectomy [38.60](#)
 ileorectal [46.74](#)
 lacrimal
 gland [09.21](#)
 sac [09.6](#)
 rectal [48.73](#)
 vesicovaginal [57.84](#)
 frenulum, frenum
 labial (lip) [27.41](#)
 lingual (tongue) [25.92](#)
 ganglion (hand) (tendon sheath) (wrist) [82.21](#)
 gasserian [04.05](#)
 site other than hand or nerve [83.31](#)
 sympathetic nerve [05.29](#)
 trigeminal nerve [04.05](#)

Excision---Cont.

gastrocolic ligament [54.4](#)
gingiva [24.31](#)
glomus jugulare tumor [20.51](#)
goiter -- see Thyroidectomy
gum [24.31](#)
hallux valgus -- see also Bunionectomy
with prosthetic implant [77.59](#)
hamartoma, mammary [85.21](#)
heart assist system - see Removal
hemocele, tunica vaginalis [61.92](#)
hematoma -- see Drainage, by site
hemorrhoids(external)(internal) (tag) [49.46](#)
heterotopic bone, from
muscle [83.32](#)
hand [82.22](#)
skin [86.3](#)
tendon [83.31](#)
hand [82.21](#)
hydatid of Morgagni
female [66.61](#)
male [62.2](#)
hydatid cyst, liver [50.29](#)
hydrocele
canal of Nuck (female) [69.19](#)
male [63.1](#)
round ligament [69.19](#)
spermatic cord [63.1](#)
tunica vaginalis [61.2](#)
hygroma, cystic [40.29](#)
hymen (tag) [70.31](#)
hymeno-urethral fusion [70.31](#)
intervertebral disc -- see Excision, disc,
intervertebral (NOS) [80.50](#)
intestine--see also Resection,intestine [45.8](#)
for interposition [45.50](#)
large [45.52](#)
small [45.51](#)
large (total) [45.8](#)
for interposition [45.52](#)
local [45.41](#)
endoscopic [45.43](#)
segmental [45.79](#)
multiple [45.71](#)
small (total) [45.63](#)
for interposition [45.51](#)
local [45.33](#)
partial [45.62](#)
segmental [45.62](#)
multiple [45.61](#)
intraductal papilloma [85.21](#)
iris prolapse [12.13](#)
joint -- see also Arthrectomy [80.90](#)
keloid (scar), skin [86.3](#)
labia -- see Vulvectomy
lacrimonal
gland [09.20](#)
partial [09.22](#)

Excision---Cont.

total [09.23](#)
passage [09.6](#)
sac [09.6](#)
lesion (local)
abdominal wall [54.3](#)
accessory sinus -- see Excision,
lesion, nasal sinus
adenoids [28.92](#)
adrenal gland(s) [07.21](#)
alveolus [24.4](#)
ampulla of Vater [51.62](#)
anterior chamber (eye) NEC [12.40](#)
anus [49.39](#)
endoscopic [49.31](#)
apocrine gland [86.3](#)
artery [38.60](#)
abdominal [38.66](#)
aorta (arch) (ascending) (descending
thoracic) [38.64](#)
with end-to-end anastomosis [38.45](#)
abdominal [38.44](#)
thoracic [38.45](#)
thoracoabdominal [38.45](#) [[38.44](#)]
with graft interposition graft
replacement [38.45](#)
abdominal [38.44](#)
thoracic [38.45](#)
thoracoabdominal [38.45](#) [[38.44](#)]
head and neck NEC [38.62](#)
intracranial NEC [38.61](#)
lower limb [38.68](#)
thoracic NEC [38.65](#)
upper limb [38.63](#)
atrium [37.33](#)
auditory canal or meatus, external [18.29](#)
radical [18.31](#)
auricle, ear [18.29](#)
radical [18.31](#)
biliary ducts [51.69](#)
endoscopic [51.64](#)
bladder (transurethral) [57.49](#)
open [57.59](#)
suprapubic [57.59](#)
blood vessel [38.60](#)
abdominal
artery [38.66](#)
vein [38.67](#)
aorta (arch) (ascending) (descending)
[38.64](#)
head and neck NEC [38.62](#)
intracranial NEC [38.61](#)
lower limb
artery [38.68](#)
vein [38.69](#)
thoracic NEC [38.65](#)
upper limb (artery) (vein) [38.63](#)
bone [77.60](#)

Excision---Cont.

carpal, metacarpal [77.64](#)
 clavicle [77.61](#)
 facial [76.2](#)
 femur [77.65](#)
 fibula [77.67](#)
 humerus [77.62](#)
 jaw [76.2](#)
 dental [24.4](#)
 patella [77.66](#)
 pelvic [77.69](#)
 phalanges (foot) (hand) [77.69](#)
 radius [77.63](#)
 scapula [77.61](#)
 skull [01.6](#)
 specified site NEC [77.69](#)
 tarsal, metatarsal [77.68](#)
 thorax (ribs) (sternum) [77.61](#)
 tibia [77.67](#)
 ulna [77.63](#)
 vertebrae [77.69](#)
 brain(transstemporal approach)NEC[01.59](#)
 by stereotactic radiosurgery [92.30](#)
 cobalt 60 [92.32](#)
 linear accelerator (LINAC) [92.31](#)
 multi-source [92.32](#)
 particle beam [92.33](#)
 particulate [92.33](#)
 radiosurgery NEC [92.39](#)
 single source photon [92.31](#)
 breast (segmental) (wedge) [85.21](#)
 broad ligament [69.19](#)
 bronchus NEC [32.09](#)
 endoscopic [32.01](#)
 cerebral (cortex) NEC [01.59](#)
 meninges [01.51](#)
 cervix (myoma) [67.39](#)
 chest wall [34.4](#)
 choroid plexus [02.14](#)
 ciliary body [12.44](#)
 colon [45.41](#)
 endoscopic NEC [45.43](#)
 polypectomy [45.42](#)
 conjunctiva [10.31](#)
 cornea [11.49](#)
 cranium [01.6](#)
 cul-de-sac (Douglas') [70.32](#)
 dental (jaw) [24.4](#)
 diaphragm [34.81](#)
 duodenum (local) [45.31](#)
 endoscopic [45.30](#)
 ear, external [18.29](#)
 radical [18.31](#)
 endometrium [68.29](#)
 epicardium [37.31](#)
 epididymis [63.3](#)
 epiglottis [30.09](#)
 esophagus NEC [42.32](#)

Excision---Cont.

endoscopic [42.33](#)
 eye, eyeball [16.93](#)
 anterior segment NEC [12.40](#)
 eyebrow (skin) [08.20](#)
 eyelid [08.20](#)
 by
 halving procedure [08.24](#)
 wedge resection [08.24](#)
 major
 full-thickness [08.24](#)
 partial-thickness [08.23](#)
 minor [08.22](#)
 fallopian tube [66.61](#)
 fascia [83.39](#)
 hand [82.29](#)
 groin region (abdominal wall)
 (inguinal) [54.3](#)
 skin [86.3](#)
 subcutaneous tissue [86.3](#)
 gum [24.31](#)
 heart [37.33](#)
 hepatic duct [51.69](#)
 inguinal canal [54.3](#)
 intestine
 large [45.41](#)
 endoscopic NEC [45.43](#)
 polypectomy [45.42](#)
 small NEC [45.33](#)
 intracranial NEC [01.59](#)
 intranasal [21.31](#)
 intraspinal [03.4](#)
 iris [12.42](#)
 jaw [76.2](#)
 dental [24.4](#)
 joint [80.80](#)
 ankle [80.87](#)
 elbow [80.82](#)
 foot and toe [80.88](#)
 hand and finger [80.84](#)
 hip [80.85](#)
 knee [80.86](#)
 shoulder [80.81](#)
 specified site NEC [80.89](#)
 spine [80.89](#)
 wrist [80.83](#)
 kidney [55.39](#)
 with partial nephrectomy [55.4](#)
 labia [71.3](#)
 lacrimal
 gland (frontal approach) [09.21](#)
 passage [09.6](#)
 sac [09.6](#)
 larynx [30.09](#)
 ligament (joint) -- see also Excision,
 lesion, joint [80.80](#)
 broad [69.19](#)
 round [69.19](#)

Excision---Cont.

uterosacral [69.19](#)
 lip [27.43](#)
 by wide excision [27.42](#)
 liver [50.29](#)
 lung NEC [32.29](#)
 by lung volume reduction surgery
 [32.22](#)
 by wide excision [32.3](#)
 endoscopic [32.28](#)
 lymph structure(s) (channel)
 (vessel) NEC [40.29](#)
 node -- see Excision, lymph, node
 mammary duct [85.21](#)
 mastoid (bone) [20.49](#)
 mediastinum [34.3](#)
 meninges (cerebral) [01.51](#)
 spinal [03.4](#)
 mesentery [54.4](#)
 middle ear [20.51](#)
 mouth NEC [27.49](#)
 muscle [83.32](#)
 hand [82.22](#)
 ocular [15.13](#)
 myocardium [37.33](#)
 nail [86.23](#)
 nasal sinus [22.60](#)
 antrum [22.62](#)
 with Caldwell-Luc approach [22.61](#)
 specified approach NEC [22.62](#)
 ethmoid [22.63](#)
 frontal [22.42](#)
 maxillary [22.62](#)
 with Caldwell-Luc approach [22.61](#)
 specified approach NEC [22.62](#)
 sphenoid [22.64](#)
 nasopharynx [29.3](#)
 nerve (cranial) (peripheral) [04.07](#)
 sympathetic [05.29](#)
 nonodontogenic [24.31](#)
 nose [21.30](#)
 intranasal [21.31](#)
 polyp [21.31](#)
 skin [21.32](#)
 specified site NEC [21.32](#)
 odontogenic [24.4](#)
 omentum [54.4](#)
 orbit [16.92](#)
 ovary [65.29](#)
 by wedge resection [65.22](#)
 laparoscopic [65.24](#)
 that by laparoscope [65.25](#)
 palate (bony) [27.31](#)
 by wide excision [27.32](#)
 soft [27.49](#)
 pancreas (local) [52.22](#)
 endoscopic [52.21](#)
 parathyroid [06.89](#)

Excision---Cont.

parotid gland or duct NEC [26.29](#)
 pelvic wall [54.3](#)
 pelvirectal tissue [48.82](#)
 penis [64.2](#)
 pericardium [37.31](#)
 perineum (female) [71.3](#)
 male [86.3](#)
 periprostatic tissue [60.82](#)
 perirectal tissue [48.82](#)
 perirenal tissue [59.91](#)
 peritoneum [54.4](#)
 perivesical tissue [59.91](#)
 pharynx [29.39](#)
 diverticulum [29.32](#)
 pineal gland [07.53](#)
 pinna [18.29](#)
 radical [18.31](#)
 pituitary (gland) -- see also
 Hypophysectomy, partial [07.63](#)
 by stereotactic radiosurgery [92.30](#)
 cobalt 60 [92.32](#)
 linear accelerator (LINAC) [92.31](#)
 multi-source [92.32](#)
 particle beam [92.33](#)
 particulate [92.33](#)
 radiosurgery NEC [92.39](#)
 single source photon [92.31](#)
 pleura [34.59](#)
 pouch of Douglas [70.32](#)
 preauricular (ear) [18.21](#)
 presacral [54.4](#)
 prostate (transurethral) [60.61](#)
 pulmonary (fibrosis) [32.29](#)
 endoscopic [32.28](#)
 rectovaginal septum [48.82](#)
 rectum [48.35](#)
 polyp (endoscopic) [48.36](#)
 retroperitoneum [54.4](#)
 salivary gland or duct NEC [26.29](#)
 en bloc [26.32](#)
 sclera [12.84](#)
 scrotum [61.3](#)
 sinus (nasal) -- see Excision, lesion,
 nasal sinus
 Skene's gland [71.3](#)
 skin [86.3](#)
 breast [85.21](#)
 nose [21.32](#)
 radical (wide) (involving underlying
 or adjacent structure) (with flap
 closure) [86.4](#)
 scrotum [61.3](#)
 skull [01.6](#)
 soft tissue NEC [83.39](#)
 hand [82.29](#)
 spermatic cord [63.3](#)
 sphincter of Oddi [51.62](#)

Excision---Cont.

endoscopic [51.64](#)
 spinal cord (meninges) [03.4](#)
 spleen (cyst) [41.42](#)
 stomach NEC [43.42](#)
 endoscopic [43.41](#)
 polyp [43.41](#)
 polyp (endoscopic) [43.41](#)
 subcutaneous tissue [86.3](#)
 breast [85.21](#)
 subgingival [24.31](#)
 sweat gland [86.3](#)
 tendon [83.39](#)
 hand [82.29](#)
 ocular [15.13](#)
 sheath [83.31](#)
 hand [82.21](#)
 testis [62.2](#)
 thorax [34.4](#)
 thymus [07.81](#)
 thyroid [06.31](#)
 substernal or transsternal route [06.51](#)
 tongue [25.1](#)
 tonsil [28.92](#)
 trachea [31.5](#)
 tunica vaginalis [61.92](#)
 ureter [56.41](#)
 urethra [58.39](#)
 endoscopic [58.31](#)
 uterine ligament [69.19](#)
 uterosacral ligament [69.19](#)
 uterus [68.29](#)
 vagina [70.33](#)
 vein [38.60](#)
 abdominal [38.67](#)
 head and neck NEC [38.62](#)
 intracranial NEC [38.61](#)
 lower limb [38.69](#)
 thoracic NEC [38.65](#)
 upper limb [38.63](#)
 ventricle (heart) [37.33](#)
 vocal cords [30.09](#)
 vulva [71.3](#)
 ligament -- see also Arthrectomy [80.90](#)
 broad [69.19](#)
 round [69.19](#)
 uterine [69.19](#)
 uterosacral [69.19](#)
 ligamentum flavum (spine) -- omit code
 lingual tonsil [28.5](#)
 lip [27.43](#)
 liver (partial) [50.22](#)
 loose body
 bone -- see Sequestrectomy, bone
 joint [80.10](#)
 lung (complete) (with mediastinal
 dissection) [32.5](#)
 accessory or ectopic tissue [32.29](#)

Excision---Cont.

endoscopic [32.28](#)
 segmental [32.3](#)
 specified type NEC [32.29](#)
 endoscopic [32.28](#)
 volume reduction surgery [32.22](#)
 wedge [32.29](#)
 lymph, lymphatic
 drainage area [40.29](#)
 radical--see Excision,lymph,node,radical
 regional (with lymph node, skin,
 subcutaneous tissue, and fat) [40.3](#)
 node (simple) NEC [40.29](#)
 with
 lymphatic drainage area (including
 skin,subcutaneous tissue, and
 fat) [40.3](#)
 mastectomy -- see Mastectomy, radical
 muscle and deep fascia -- see
 Excision, lymph, node, radical
 axillary [40.23](#)
 radical [40.51](#)
 regional (extended) [40.3](#)
 cervical (deep) (with excision of scalene
 fat pad) [40.21](#)
 with laryngectomy [30.4](#)
 radical (including muscle and deep
 fascia) [40.40](#)
 bilateral [40.42](#)
 unilateral [40.41](#)
 regional (extended) [40.3](#)
 superficial [40.29](#)
 groin [40.24](#)
 radical [40.54](#)
 regional (extended) [40.3](#)
 iliac [40.29](#)
 radical [40.53](#)
 regional (extended) [40.3](#)
 inguinal (deep) (superficial) [40.24](#)
 radical [40.54](#)
 regional (extended) [40.3](#)
 jugular -- see Excision, lymph, node,
 cervical
 mammary (internal) [40.22](#)
 external [40.29](#)
 radical [40.59](#)
 regional (extended) [40.3](#)
 radical [40.59](#)
 regional (extended) [40.3](#)
 paratracheal -- see Excision, lymph,
 node, cervical
 periaortic [40.29](#)
 radical [40.52](#)
 regional (extended) [40.3](#)
 radical [40.50](#)
 with mastectomy
 -- see Mastectomy, radical
 specified site NEC [40.59](#)

Excision---Cont.

regional (extended) [40.3](#)
 sternal -- see Excision, lymph, node, mammary
 structure(s) (simple) NEC [40.29](#)
 radical [40.59](#)
 regional (extended) [40.3](#)
 lymphangioma (simple) -see also Excision, lymph, lymphatic, node, [40.29](#)
 lymphocele [40.29](#)
 mastoid -- see also Mastoidectomy [20.49](#)
 median bar, transurethral approach [60.29](#)
 meibomian gland [08.20](#)
 meniscus (knee) [80.6](#)
 acromioclavicular [80.91](#)
 jaw [76.5](#)
 sternoclavicular [80.91](#)
 temporomandibular (joint) [76.5](#)
 wrist [80.93](#)
 mullerian duct cyst [60.73](#)
 muscle [83.45](#)
 for graft [83.43](#)
 hand [82.34](#)
 hand [82.36](#)
 for graft [82.34](#)
 myositis ossificans [83.32](#)
 hand [82.22](#)
 nail (bed) (fold) [86.23](#)
 nasolabial cyst [27.49](#)
 nasopalatine cyst [27.31](#)
 by wide excision [27.32](#)
 neoplasm -- see Excision, lesion, by site
 nerve (cranial) (peripheral) NEC [04.07](#)
 sympathetic [05.29](#)
 neuroma(Morton's)(peripheral nerve) [04.07](#)
 acoustic
 by craniotomy [04.01](#)
 by stereotactic radiosurgery [92.30](#)
 cobalt 60 [92.32](#)
 linear accelerator (LINAC) [92.31](#)
 multi-source [92.32](#)
 particle beam [92.33](#)
 particulate [92.33](#)
 radiosurgery NEC [92.39](#)
 single source photon [92.31](#)
 sympathetic nerve [05.29](#)
 nipple [85.25](#)
 accessory [85.24](#)
 odontoma [24.4](#)
 orbital contents -- see also
 Exenteration, orbit [16.59](#)
 osteochondritis dissecans -- see also
 Excision, lesion, joint [80.80](#)
 ovary -- see also Oophorectomy
 partial [65.29](#)
 by wedge resection [65.22](#)
 laparoscopic [65.24](#)
 that by laparoscopy [65.25](#)

Excision---Cont.

Pancoast tumor (lung) [32.6](#)
 pancreas (total) (with synchronous duodenectomy) [52.6](#)
 partial NEC [52.59](#)
 distal (tail) (with part of body) [52.52](#)
 proximal (head) (with part of body) (with synchronous duodenectomy) [52.51](#)
 radical subtotal [52.53](#)
 radical (one-stage) (two-stage) [52.7](#)
 subtotal [52.53](#)
 paramesonephric duct [69.19](#)
 parathyroid gland (partial) (subtotal) NEC -- see also Parathyroidectomy [06.89](#)
 parotid gland -- see also Excision, salivary gland [26.30](#)
 parovarian cyst [69.19](#)
 patella (complete) [77.96](#)
 partial [77.86](#)
 pelvirectal tissue [48.82](#)
 perianal tissue [49.04](#)
 skin tags [49.03](#)
 pericardial adhesions [37.31](#)
 periprostatic tissue [60.82](#)
 perirectal tissue [48.82](#)
 perirenal tissue [59.91](#)
 periurethral tissue [58.92](#)
 perivesical tissue [59.91](#)
 petrous apex cells [20.59](#)
 pharyngeal bands [29.54](#)
 pharynx (partial) [29.33](#)
 pilonidal cyst or sinus (open) (with partial closure) [86.21](#)
 pineal gland (complete) (total) [07.54](#)
 partial [07.53](#)
 pituitary gland (complete) (total) -- see also Hypophysectomy [07.69](#)
 pleura NEC [34.59](#)
 polyp -- see also Excision, lesion, by site
 esophagus [42.32](#)
 endoscopic [42.33](#)
 large intestine [45.41](#)
 endoscopic [45.42](#)
 nose [21.31](#)
 rectum (endoscopic) [48.36](#)
 stomach (endoscopic) [43.41](#)
 preauricular
 appendage (remnant) [18.29](#)
 cyst, fistula, or sinus (congenital) [18.21](#)
 remnant [18.29](#)
 prolapsed iris (in wound) [12.13](#)
 prostate -- see Prostatectomy
 pterygium (simple) [11.39](#)
 with corneal graft [11.32](#)
 radius (head) (partial) [77.83](#)
 total [77.93](#)
 ranula, salivary gland NEC [26.29](#)

Excision---Cont.

rectal mucosa [48.35](#)
 rectum -- see Resection, rectum
 redundant mucosa
 colostomy [45.41](#)
 endoscopic [45.43](#)
 duodenostomy [45.31](#)
 endoscopic [45.30](#)
 ileostomy [45.33](#)
 jejunostomy [45.33](#)
 perineum [71.3](#)
 rectum [48.35](#)
 vulva [71.3](#)
 renal vessel, aberrant [38.66](#)
 rib (cervical) [77.91](#)
 ring of conjunctiva around cornea [10.31](#)
 round ligament [69.19](#)
 salivary gland [26.30](#)
 complete [26.32](#)
 partial [26.31](#)
 radical [26.32](#)
 scalene fat pad [40.21](#)
 scar -- see also Excision, lesion, by site
 epicardium [37.31](#)
 mastoid [20.92](#)
 pericardium [37.31](#)
 pleura [34.59](#)
 skin [86.3](#)
 thorax [34.4](#)
 secondary membrane, lens [13.65](#)
 seminal vesicle [60.73](#)
 with radical prostatectomy [60.5](#)
 septum -- see also Excision, by site
 uterus (congenital) [68.22](#)
 vagina [70.33](#)
 sinus -- see also Excision, lesion, by site
 nasal -- see Sinusectomy
 pilonidal [86.21](#)
 preauricular (ear) (radical) [18.21](#)
 tarsi [80.88](#)
 thyroglossal (with resection of hyoid bone) [06.7](#)
 urachal (bladder) [57.51](#)
 abdominal wall [54.3](#)
 Skene's gland [71.3](#)
 skin (local) [86.3](#)
 for graft (with closure of donor site) [86.91](#)
 radical (wide) (involving underlying or adjacent structure) (with flap closure) [86.4](#)
 tags
 perianal [49.03](#)
 periauricular [18.29](#)
 soft tissue NEC [83.49](#)
 hand [82.39](#)
 spermatocele [63.2](#)
 spinous process [77.89](#)

Excision---Cont.

spleen (total) [41.5](#)
 accessory [41.93](#)
 partial [41.43](#)
 stomach -- see Gastrectomy
 sublingual gland (salivary) -- see also Excision, salivary gland [26.30](#)
 submaxillary gland -- see also Excision, salivary gland [26.30](#)
 supernumerary
 breast [85.24](#)
 digits [86.26](#)
 sweat gland [86.3](#)
 synechiae -- see also Lysis, synechiae
 endometrial [68.21](#)
 tarsal plate (eyelid) [08.20](#)
 by wedge resection [08.24](#)
 tattoo [86.3](#)
 by dermabrasion [86.25](#)
 tendon (sheath) [83.42](#)
 for graft [83.41](#)
 hand [82.32](#)
 hand [82.33](#)
 for graft [82.32](#)
 thymus -- see also Thymectomy [07.80](#)
 thyroglossal duct or tract (with resection of hyoid bone) [06.7](#)
 thyroid NEC -- see also Thyroidectomy [06.39](#)
 tongue (complete) (total) [25.3](#)
 partial or subtotal [25.2](#)
 radical [25.4](#)
 tonsil [28.2](#)
 with adenoidectomy [28.3](#)
 lingual [28.5](#)
 tag [28.4](#)
 tooth NEC -- see also Removal, tooth, surgical [23.19](#)
 from nasal sinus [22.60](#)
 torus
 lingual [76.2](#)
 mandible, mandibularis [76.2](#)
 palate, palatinus [27.31](#)
 by wide excision [27.32](#)
 trabeculae carnae cordis (heart) [35.35](#)
 trochanteric lipomatosis [86.83](#)
 tumor -- see Excision, lesion, by site
 ulcer -- see also Excision, lesion, by site
 duodenum [45.31](#)
 endoscopic [45.30](#)
 stomach [43.42](#)
 endoscopic [43.41](#)
 umbilicus [54.3](#)
 urachus, urachal (cyst) (bladder) [57.51](#)
 abdominal wall [54.3](#)
 ureter, ureteral [56.40](#)
 with nephrectomy -- see Nephrectomy
 partial [56.41](#)
 stricture [56.41](#)

Excision---Cont.

total [56.42](#)
 ureterocele [56.41](#)
 urethra, urethral [58.39](#)
 endoscopic [58.31](#)
 with complete cystectomy [57.79](#)
 septum [58.0](#)
 stricture [58.39](#)
 endoscopic [58.31](#)
 valve (congenital) [58.39](#)
 endoscopic (transurethral)
 (transvesical) [58.31](#)
 urethrovaginal septum [70.33](#)
 uterus (corpus) -- see also Hysterectomy
 [68.9](#)
 cervix [67.4](#)
 lesion [67.39](#)
 lesion [68.29](#)
 septum [68.22](#)
 uvula [27.72](#)
 vagina (total) [70.4](#)
 varicocele, spermatic cord [63.1](#)
 vein -- see also Phlebectomy [38.60](#)
 varicose [38.50](#)
 abdominal [38.57](#)
 head and neck NEC [38.52](#)
 intracranial NEC [38.51](#)
 lower limb [38.59](#)
 ovarian [38.67](#)
 thoracic NEC [38.55](#)
 upper limb [38.53](#)
 verucca -- see also Excision, lesion, by site
 eyelid [08.22](#)
 vesicovaginal septum [70.33](#)
 vitreous opacity [14.74](#)
 anterior approach [14.73](#)
 vocal cord(s) (submucous) [30.22](#)
 vulva (bilateral) (simple) -- see also
 Vulvectomy [71.62](#)
 wart -- see also Excision, lesion, by site
 eyelid [08.22](#)
 wolffian duct [69.19](#)
 xanthoma (tendon sheath, hand) [82.21](#)
 site other than hand [83.31](#)

Excisional biopsy -- see Biopsy
Exclusion, pyloric [44.39](#)
 laparoscopic [44.38](#)

Exenteration
 ethmoid air cells [22.63](#)
 orbit [16.59](#)
 with
 removal of adjacent structures [16.51](#)
 temporalis muscle transplant [16.59](#)
 therapeutic removal of bone [16.52](#)
 pelvic (organs) (female) [68.8](#)
 male [57.71](#)
 petrous pyramid air cells [20.59](#)

Exercise (physical therapy) NEC [93.19](#)

active musculoskeletal NEC [93.12](#)
 assisting [93.11](#)
 in pool [93.31](#)
 breathing [93.18](#)
 musculoskeletal
 active NEC [93.12](#)
 passive NEC [93.17](#)
 neurologic [89.13](#)
 passive musculoskeletal NEC [93.17](#)
 resistive [93.13](#)

Exfoliation, skin, by chemical [86.24](#)
Exostectomy -- see also Excision,
 lesion, bone [77.60](#)
 first metatarsal (hallux valgus repair)
 -- see Bunionectomy
 hallux valgus repair (with wedge
 osteotomy) -- see Bunionectomy

Expiratory flow rate [89.38](#)
Explant, explantation - see Removal
Exploration -- see also Incision
 abdomen [54.11](#)
 abdominal wall [54.0](#)
 adrenal (gland) [07.41](#)
 field [07.00](#)
 bilateral [07.02](#)
 unilateral [07.01](#)
 artery [38.00](#)
 abdominal [38.06](#)
 aorta (arch)(ascending)(descending) [38.04](#)
 head and neck NEC [38.02](#)
 intracranial NEC [38.01](#)
 lower limb [38.08](#)
 thoracic NEC [38.05](#)
 upper limb [38.03](#)
 auditory canal, external [18.02](#)
 axilla [86.09](#)
 bile duct(s) [51.59](#)
 common duct [51.51](#)
 endoscopic [51.11](#)
 for
 relief of obstruction [51.42](#)
 endoscopic [51.84](#)
 removal of calculus [51.41](#)
 endoscopic [51.88](#)
 laparoscopic [51.11](#)
 for relief of obstruction [51.49](#)
 endoscopic [51.84](#)
 bladder (by incision) [57.19](#)
 endoscopic [57.32](#)
 through stoma (artificial) [57.31](#)
 bone -- see also Incision, bone [77.10](#)
 brain (tissue) [01.39](#)
 breast [85.0](#)
 bronchus [33.0](#)
 endoscopic -- see Bronchoscopy
 bursa [83.03](#)
 hand [82.03](#)

Exploration--Cont.

carotid body [39.8](#)
 carpal tunnel [04.43](#)
 choroid [14.9](#)
 ciliary body [12.44](#)
 colon [45.03](#)
 common bile duct [51.51](#)
 endoscopic [51.11](#)
 for
 relief of obstruction [51.42](#)
 endoscopic [51.84](#)
 removal of calculus [51.41](#)
 endoscopic [51.88](#)
 coronary artery [36.99](#)
 cranium [01.24](#)
 cul-de-sac [70.12](#)
 endoscopic [70.22](#)
 disc space [03.09](#)
 duodenum [45.01](#)
 endoscopic -- see Endoscopy, by site
 epididymis [63.92](#)
 esophagus (by incision) NEC [42.09](#)
 endoscopic -- see Esophagoscopy
 ethmoid sinus [22.51](#)
 eyelid [08.09](#)
 fallopian tube [66.01](#)
 fascia [83.09](#)
 hand [82.09](#)
 flank [54.0](#)
 fossa (superficial) NEC [86.09](#)
 pituitary [07.71](#)
 frontal sinus [22.41](#)
 frontonasal duct [96.21](#)
 gallbladder [51.04](#)
 groin (region) (abdominal wall) (inguinal)
 [54.0](#)
 skin and subcutaneous tissue [86.09](#)
 heart [37.11](#)
 hepatic duct [51.59](#)
 hypophysis [07.72](#)
 ileum [45.02](#)
 inguinal canal (groin) [54.0](#)
 intestine (by incision) NEC [45.00](#)
 large [45.03](#)
 small [45.02](#)
 intrathoracic [34.02](#)
 jejunum [45.02](#)
 joint structures--see also Arthrotomy [80.10](#)
 kidney [55.01](#)
 pelvis [55.11](#)
 labia [71.09](#)
 lacrimal
 gland [09.0](#)
 sac [09.53](#)
 laparotomy site [54.12](#)
 larynx (by incision) [31.3](#)
 endoscopic [31.42](#)
 liver [50.0](#)

Exploration--Cont.

lung (by incision) [33.1](#)
 lymphatic structure(s) (channel) (node)
 (vessel) [40.0](#)
 mastoid [20.21](#)
 maxillary antrum or sinus (Caldwell-Luc
 approach) [22.39](#)
 mediastinum [34.1](#)
 endoscopic [34.22](#)
 middle ear (transtympanic) [20.23](#)
 muscle [83.02](#)
 hand [82.02](#)
 neck -- see also Exploration, thyroid [06.09](#)
 nerve (cranial) (peripheral) NEC [04.04](#)
 auditory [04.01](#)
 root (spinal) [03.09](#)
 nose [21.1](#)
 orbit -- see also Orbitotomy [16.09](#)
 pancreas [52.09](#)
 endoscopic [52.13](#)
 pancreatic duct [52.09](#)
 endoscopic [52.13](#)
 pelvis (by laparotomy) [54.11](#)
 by colpotomy [70.12](#)
 penis [64.92](#)
 perinephric area [59.09](#)
 perineum (female) [71.09](#)
 male [86.09](#)
 peripheral vessels
 lower limb
 artery [38.08](#)
 vein [38.09](#)
 upper limb (artery) (vein) [38.03](#)
 periprosthetic tissue [60.81](#)
 perirenal tissue [59.09](#)
 perivesical tissue [59.19](#)
 petrous pyramid air cells [20.22](#)
 pilonidal sinus [86.03](#)
 pineal (gland) [07.52](#)
 field [07.51](#)
 pituitary (gland) [07.72](#)
 fossa [07.71](#)
 pleura [34.09](#)
 popliteal space [86.09](#)
 prostate [60.0](#)
 rectum -- see also Proctoscopy [48.23](#)
 by incision [48.0](#)
 retroperitoneum [54.0](#)
 retropubic [59.19](#)
 salivary gland [26.0](#)
 sclera (by incision) [12.89](#)
 scrotum [61.0](#)
 shunt
 ventriculoperitoneal at
 peritoneal site [54.95](#)
 ventricular site [02.41](#)
 sinus
 ethmoid [22.51](#)

Exploration---Cont.

- frontal [22.41](#)
 - maxillary (Caldwell-Luc approach) [22.39](#)
 - sphenoid [22.52](#)
 - tract, skin and subcutaneous tissue [86.09](#)
 - skin [86.09](#)
 - soft tissue NEC [83.09](#)
 - hand [82.09](#)
 - spermatic cord [63.93](#)
 - sphenoidal sinus [22.52](#)
 - spinal (canal) (nerve root) [03.09](#)
 - spleen [41.2](#)
 - stomach (by incision) [43.0](#)
 - endoscopic -- see [Gastroscopy](#)
 - subcutaneous tissue [86.09](#)
 - subdiaphragmatic space [54.11](#)
 - superficial fossa [86.09](#)
 - tarsal tunnel [04.44](#)
 - tendon (sheath) [83.01](#)
 - hand [82.01](#)
 - testes [62.0](#)
 - thymus (gland) [07.92](#)
 - field [07.91](#)
 - thyroid (field) (gland) (by incision) [06.09](#)
 - postoperative [06.02](#)
 - trachea (by incision) [31.3](#)
 - endoscopic -- see [Tracheoscopy](#)
 - tunica vaginalis [61.0](#)
 - tympanum [20.09](#)
 - transtympanic route [20.23](#)
 - ureter (by incision) [56.2](#)
 - endoscopic [56.31](#)
 - urethra (by incision) [58.0](#)
 - endoscopic [58.22](#)
 - uterus (corpus) [68.0](#)
 - cervix [69.95](#)
 - digital [68.11](#)
 - postpartal, manual [75.7](#)
 - vagina (by incision) [70.14](#)
 - endoscopic [70.21](#)
 - vas deferens [63.6](#)
 - vein [38.00](#)
 - abdominal [38.07](#)
 - head and neck NEC [38.02](#)
 - intracranial NEC [38.01](#)
 - lower limb [38.09](#)
 - thoracic NEC [38.05](#)
 - upper limb [38.03](#)
 - valva (by incision) [71.09](#)
- Exposure** -- see also [Incision](#), by site
tooth (for orthodontic treatment) [24.6](#)
- Expression, trachoma follicles** [10.33](#)
- Exsanguination transfusion** [99.01](#)
- Extension**
- buccolabial sulcus [24.91](#)
 - limb, forced [93.25](#)
 - lingual sulcus [24.91](#)
 - mandibular ridge [76.43](#)

Exteriorization

- esophageal pouch [42.12](#)
 - intestine [46.03](#)
 - large [46.03](#)
 - small [46.01](#)
 - maxillary sinus [22.9](#)
 - pilonidal cyst or sinus (open excision)
(with partial closure) [86.21](#)
- Extirpation** -- see also [Excision](#), by site
- aneurysm -- see [Aneurysmectomy](#)
 - arteriovenous fistula -- see [Aneurysmectomy](#)
 - lacrimal sac [09.6](#)
 - larynx [30.3](#)
 - with radical neck dissection (with
synchronous thyroidectomy) (with
synchronous tracheostomy) [30.4](#)
 - nerve, tooth -- see also [Therapy](#),
root canal [23.70](#)
 - varicose vein(peripheral) (lower limb) [38.59](#)
 - upper limb [38.53](#)
- Extracorporeal**
- circulation (regional), except hepatic [39.61](#)
 - hepatic [50.92](#)
 - percutaneous [39.66](#)
 - hemodialysis [39.95](#)
 - membrane oxygenation (ECMO) [39.65](#)
 - photopheresis, therapeutic [99.88](#)
 - shockwave lithotripsy (ESWL) NEC [98.59](#)
 - bile duct [98.52](#)
 - bladder [98.51](#)
 - gallbladder [98.52](#)
 - kidney [98.51](#)
 - renal pelvis [98.51](#)
 - specified site NEC [98.59](#)
 - ureter [98.51](#)
- Extracranial-intracranial bypass[EC-IC]** [39.28](#)
- Extraction**
- breach (partial) [72.52](#)
 - with forceps to aftercoming head [72.51](#)
 - total [72.54](#)
 - with forceps to aftercoming head [72.53](#)
 - cataract [13.19](#)
 - after cataract (by)
 - capsulectomy [13.65](#)
 - capsulotomy [13.64](#)
 - discission [13.64](#)
 - excision [13.65](#)
 - iridocapsulectomy [13.65](#)
 - mechanical fragmentation [13.66](#)
 - needling [13.64](#)
 - phacofragmentation(mechanical) [13.66](#)
 - aspiration (simple) (with irrigation) [13.3](#)
 - cryoextraction (intracapsular approach) [13.19](#)
 - temporal inferior route (in presence
of fistulization bleb) [13.11](#)
 - curette evacuation (extracapsular
approach) [13.2](#)

Extraction---Cont.

emulsification (and aspiration) [13.41](#)
 erysipthake (intracapsular approach) [13.19](#)
 temporal inferior route (in presence of fistulization bleb) [13.11](#)
 extracapsular approach (with iridectomy) NEC [13.59](#)
 by temporal inferior route (in presence of fistulization bleb) [13.51](#)
 aspiration(simple)(with irrigation) [13.3](#)
 curette evacuation [13.2](#)
 emulsification (and aspiration) [13.41](#)
 linear extraction [13.2](#)
 mechanical fragmentation with aspiration by
 posterior route [13.42](#)
 specified route NEC [13.43](#)
 phacoemulsification (ultrasonic) (with aspiration) [13.41](#)
 phacofragmentation (mechanical) with aspiration by
 posterior route [13.42](#)
 specified route NEC [13.43](#)
 ultrasonic (with aspiration) [13.41](#)
 rotoextraction (mechanical) with aspiration by
 posterior route [13.42](#)
 specified route NEC [13.43](#)
 intracapsular (combined) (simple) (with iridectomy) (with suction) (with zonulolysis) [13.19](#)
 by temporal inferior route (in presence of fistulization bleb) [13.11](#)
 linear extraction (extracapsular approach) [13.2](#)
 phacoemulsification (and aspiration) [13.41](#)

Extraction---Cont.

phacofragmentation (mechanical) with aspiration by
 posterior route [13.42](#)
 specified route NEC [13.43](#)
 ultrasonic [13.41](#)
 rotoextraction (mechanical) with aspiration by
 posterior route [13.42](#)
 specified route NEC [13.43](#)
 secondary membranous (after cataract) (by)
 capsulectomy [13.65](#)
 capsulotomy [13.64](#)
 discission [13.64](#)
 excision [13.65](#)
 iridocapsulectomy [13.65](#)
 mechanical fragmentation [13.66](#)
 needling [13.64](#)
 phacofragmentation(mechanical) [13.66](#)
 common duct stones (percutaneous) (through sinus tract)(with basket)[51.96](#)
 foreign body -- see Removal, foreign body
 kidney stone(s), percutaneous [55.03](#)
 with fragmentation procedure [55.04](#)
 lens (eye) -- see also Extraction, cataract [13.19](#)
 Malstrom's [72.79](#)
 with episiotomy [72.71](#)
 menstrual, menses [69.6](#)
 milk from lactating breast (manual) (pump) [99.98](#)
 tooth (by forceps) (multiple) (single) NEC [23.09](#)
 with mucoperiosteal flap elevation [23.19](#)
 deciduous [23.01](#)
 surgical NEC -- see also Removal, tooth, surgical [23.19](#)
 vacuum, fetus [72.79](#)
 with episiotomy [72.71](#)
 vitreous -- see also Removal, vitreous [14.72](#)

F

- Face lift** [86.82](#)
- Facetectomy** [77.89](#)
- Facilitation, intraocular circulation** NEC [12.59](#)
- Failed (trial) forceps** [73.3](#)
- Family**
- counselling (medical) (social) [94.49](#)
 - therapy [94.42](#)
- Farabeuf operation**(ischioepubiectomy) [77.39](#)
- Fasanella-Servatt operation**
(blepharoptosis repair) [08.35](#)
- Fascioplasty** -- see Fascioplasty
- Fascia sling operation**--see Operation, sling
- Fasciectomy** [83.44](#)
- for graft [83.43](#)
 - hand [82.34](#)
 - hand [82.35](#)
 - for graft [82.34](#)
 - palmar (release of Dupuytren's contracture) [82.35](#)
- Fasciodesis** [83.89](#)
- hand [82.89](#)
- Fascioplasty**--see also Repair, fascia [83.89](#)
- hand--see also Repair, fascia, hand [82.89](#)
- Fasciorrhaphy** -- see Suture, fascia
- Fasciotomy** [83.14](#)
- Dupuytren's [82.12](#)
 - with excision [82.35](#)
 - Dwyer [83.14](#)
 - hand [82.12](#)
 - Ober-Yount [83.14](#)
 - orbital -- see also Orbitotomy [16.09](#)
 - palmar (release of Dupuytren's contracture) [82.12](#)
 - with excision [82.35](#)
- Fenestration**
- aneurysm(dissecting), thoracic aorta [39.54](#)
 - aortic aneurysm [39.54](#)
 - cardiac valve [35.10](#)
 - chest wall [34.01](#)
 - ear
 - inner (with graft) [20.61](#)
 - revision [20.62](#)
 - typanic [19.55](#) - labyrinth (with graft) [20.61](#)
 - Lempert's (endaural) [19.9](#)
 - operation (aorta) [39.54](#)
 - oval window, ear canal [19.55](#)
 - palate [27.1](#)
 - pericardium [37.12](#)
 - semicircular canals (with graft) [20.61](#)
 - stapes foot plate(with vein graft) [19.19](#)
 - with incus replacement [19.11](#)
 - typanic membrane [19.55](#)
 - vestibule (with graft) [20.61](#)
- Ferguson operation** (hernia repair) [53.00](#)
- Fetography** [87.81](#)
- Fetoscopy** [75.31](#)
- Fiberoscopy** -- see Endoscopy, by site
- Fibroidectomy, uterine** [68.29](#)
- Fick operation** (perforation of foot plate) [19.0](#)
- Filipuncture** (aneurysm) (cerebral) [39.52](#)
- Filleting**
- hammer toe [77.56](#)
 - pancreas [52.3](#)
- Filling, tooth** (amalgam) (plastic) (silicate) [23.2](#)
- root canal -- see also Therapy, root canal [23.70](#)
- Fimbriectomy** -- see also Salpingectomy, partial [66.69](#)
- Uchida (with tubal ligation) [66.32](#)
- Finney operation** (pyloroplasty) [44.29](#)
- Fissurectomy, anal** [49.39](#)
- endoscopic [49.31](#)
 - skin (subcutaneous tissue) [49.04](#)
- Fistulectomy**--see also Closure, fistula, by site
- abdominothoracic [34.83](#)
 - abdominouterine [69.42](#)
 - anus [49.12](#)
 - appendix [47.92](#)
 - bile duct [51.79](#)
 - biliary tract NEC [51.79](#)
 - bladder (transurethral approach) [57.84](#)
 - bone--see also Excision, lesion, bone [77.60](#)
 - branchial cleft [29.52](#)
 - bronchocutaneous [33.42](#)
 - bronchoesophageal [33.42](#)
 - bronchomediastinal [34.73](#)
 - bronchopleural [34.73](#)
 - bronchopleurocutaneous [34.73](#)
 - bronchopleuromediastinal [34.73](#)
 - bronchovisceral [33.42](#)
 - cervic sigmoidal [67.62](#)
 - cholecystogastroenteric [51.93](#)
 - cornea [11.49](#)
 - diaphragm [34.83](#)
 - enterouterine [69.42](#)
 - esophagopleurocutaneous [34.73](#)
 - esophagus NEC [42.84](#)
 - fallopian tube [66.73](#)
 - gallbladder [51.93](#)
 - gastric NEC [44.63](#)
 - hepatic duct [51.79](#)
 - hepatopleural [34.73](#)
 - hepatopulmonary [34.73](#)
 - intestine
 - large [46.76](#)
 - small [46.74](#)

Fistulectomy---Cont.

intestinoenteric [69.42](#)
 joint --see also Excision, lesion, joint [80.80](#)
 lacrimal
 gland [09.21](#)
 sac [09.6](#)
 laryngotracheal [31.62](#)
 larynx [31.62](#)
 mediastinocutaneous [34.73](#)
 mouth NEC [27.53](#)
 nasal [21.82](#)
 sinus [22.71](#)
 nasolabial [21.82](#)
 nasopharyngeal [21.82](#)
 orotracheal [22.71](#)
 oronasal [21.82](#)
 pancreas [52.95](#)
 perineorectal [71.72](#)
 perineosigmoidal [71.72](#)
 perirectal, not opening into rectum [48.93](#)
 pharyngo-esophageal [29.53](#)
 pharynx NEC [29.53](#)
 pleura [34.73](#)
 rectolabial [71.72](#)
 rectourethral [58.43](#)
 rectouterine [69.42](#)
 rectovaginal [70.73](#)
 rectovesical [57.83](#)
 rectovulvar [71.72](#)
 rectum [48.73](#)
 salivary (duct) (gland) [26.42](#)
 scrotum [61.42](#)
 skin [86.3](#)
 stomach NEC [44.63](#)
 subcutaneous tissue [86.3](#)
 thoracoabdominal [34.83](#)
 thoracogastric [34.83](#)
 thoraco-intestinal [34.83](#)
 thorax NEC [34.73](#)
 trachea NEC [31.73](#)
 tracheo-esophageal [31.73](#)
 ureter [56.84](#)
 urethra [58.43](#)
 uteroenteric [69.42](#)
 utero-intestinal [69.42](#)
 uterorectal [69.42](#)
 uterovaginal [69.42](#)
 vagina [70.75](#)
 vesicosigmoidovaginal [57.83](#)
 vocal cords [31.62](#)
 vulvorectal [71.72](#)

Fistulization

appendix [47.91](#)
 arteriovenous [39.27](#)
 cisterna chyli [40.62](#)
 endolymphatic sac (for decompression)
 [20.79](#)
 esophagus, external [42.10](#)

Fistulization---Cont.

cervical [42.11](#)
 specified technique NEC [42.19](#)
 interatrial [35.41](#)
 labyrinth (for decompression) [20.79](#)
 lacrimal sac into nasal cavity [09.81](#)
 larynx [31.29](#)
 lymphatic duct, left (thoracic) [40.62](#)
 orbit [16.09](#)
 peritoneal [54.93](#)
 salivary gland [26.49](#)
 sclera [12.69](#)
 by trephination [12.61](#)
 with iridectomy [12.65](#)
 sinus, nasal NEC [22.9](#)
 subarachnoid space [02.2](#)
 thoracic duct [40.62](#)
 trachea [31.29](#)
 tracheo-esophageal [31.95](#)
 urethrovaginal [58.0](#)
 ventricle, cerebral -- see also Shunt,
 ventricular [02.2](#)

Fistulogram

abdominal wall [88.03](#)
 chest wall [87.38](#)
 retroperitoneum [88.14](#)

Fistulotomy, anal [49.11](#)

Fitting

arch bars (orthodontic) [24.7](#)
 for immobilization (fracture) [93.55](#)
 artificial limb [84.40](#)
 contact lens [95.32](#)
 denture (total) [99.97](#)
 bridge (fixed) [23.42](#)
 removable [23.43](#)
 partial (fixed) [23.42](#)
 removable [23.43](#)
 hearing aid [95.48](#)
 obturator (orthodontic) [24.7](#)
 ocular prosthetics [95.34](#)
 orthodontic
 appliance [24.7](#)
 obturator [24.7](#)
 wiring [24.7](#)
 orthotic device [93.23](#)
 periodontal splint (orthodontic) [24.7](#)
 prosthesis, prosthetic device
 above knee [84.45](#)
 arm [84.43](#)
 lower (and hand) [84.42](#)
 upper (and shoulder) [84.41](#)
 below knee [84.46](#)
 hand (and lower arm) [84.42](#)
 leg [84.47](#)
 above knee [84.45](#)
 below knee [84.46](#)
 limb NEC [84.40](#)
 ocular [95.34](#)

Fitting---Cont.

- penis (external) [64.94](#)
- shoulder (and upper arm) [84.41](#)
- spectacles [95.31](#)

Five-in-one repair, knee [81.42](#)**Fixation**

bone

- external, without reduction [93.59](#)
 - with fracture reduction -- see Reduction, fracture
- cast immobilization NEC [93.53](#)
- splint [93.54](#)
- traction (skeletal) NEC [93.44](#)
- intermittent [93.43](#)
- internal (without fracture reduction) [78.50](#)
 - with fracture reduction
 - see Reduction, fracture
 - carpal, metacarpal [78.54](#)
 - clavicle [78.51](#)
 - femur [78.55](#)
 - fibula [78.57](#)
 - humerus [78.52](#)
 - patella [78.56](#)
 - pelvic [78.59](#)
 - phalanges (foot) (hand) [78.59](#)
 - radius [78.53](#)
 - scapula [78.51](#)
 - specified site NEC [78.59](#)
 - tarsal, metatarsal [78.58](#)
 - thorax (ribs) (sternum) [78.51](#)
 - tibia [78.57](#)
 - ulna [78.53](#)
 - vertebrae [78.59](#)
- breast (pendulous) [85.6](#)
- cardinal ligaments [69.22](#)
- duodenum [46.62](#)
 - to abdominal wall [46.61](#)
- external (without manipulation for reduction) [93.59](#)
 - with fracture reduction
 - see Reduction, fracture
 - cast immobilization NEC [93.53](#)
 - pressure dressing [93.56](#)
 - splint [93.54](#)
 - traction (skeletal) NEC [93.44](#)
 - intermittent [93.43](#)
- hip [81.40](#)
- ileum [46.62](#)
 - to abdominal wall [46.61](#)
- internal
 - with fracture reduction
 - see Reduction, fracture
 - without fracture reduction
 - see Fixation, bone, internal
- intestine [46.60](#)
 - large [46.64](#)
 - to abdominal wall [46.63](#)

Fixation---Cont.

- small [46.62](#)
 - to abdominal wall [46.61](#)
 - to abdominal wall [46.60](#)
 - iris (bombé) [12.11](#)
 - jejunum [46.62](#)
 - to abdominal wall [46.61](#)
 - joint -- see Arthroplasty
 - kidney [55.7](#)
 - ligament
 - cardinal [69.22](#)
 - palpebrae [08.36](#)
 - omentum [54.74](#)
 - parametrial [69.22](#)
 - rectum (sling) [48.76](#)
 - spine, with fusion--see also Fusion, spinal [81.00](#)
 - spleen [41.95](#)
 - tendon [83.88](#)
 - hand [82.85](#)
 - testis in scrotum [62.5](#)
 - tongue [25.59](#)
 - urethrovaginal (to Cooper's ligament) [70.77](#)
 - uterus (abdominal) (vaginal)
 - (ventrofixation) [69.22](#)
 - vagina [70.77](#)
- Flooding** (psychologic desensitization) [94.33](#)
- Flowmetry, Doppler** (ultrasonic)
 - see also Ultrasonography
 - aortic arch [88.73](#)
 - head and neck [88.71](#)
 - heart [88.72](#)
 - thorax NEC [88.73](#)
- Fluoroscopy** -- see Radiography
- Fog therapy** (respiratory) [93.94](#)
- Folding, eye muscle** [15.22](#)
 - multiple (two or more muscles) [15.4](#)
- Foley operation** (pyeloplasty) [55.87](#)
- Fontan operation**(creation of conduit between right atrium and pulmonary artery) [35.94](#)
- Foraminotomy** [03.09](#)
- Forced extension, limb** [93.25](#)
- Forceps delivery** -- see Delivery, forceps
- Formation**
- adhesions
 - pericardium [36.39](#)
 - pleura [34.6](#)
 - anus, artificial -- see also Colostomy [46.13](#)
 - duodenostomy [46.39](#)
 - ileostomy -- see also Ileostomy [46.23](#)
 - jejunostomy [46.39](#)
 - percutaneous (endoscopic) (PEJ) [46.32](#)
 - arteriovenous fistula (for kidney dialysis) (peripheral) (shunt) [39.27](#)
 - external cannula [39.93](#)
 - bone flap, cranial [02.03](#)

Formation---Cont.

- cardiac pacemaker pocket
 - with initial insertion of pacemaker
 - omit code
 - new site (skin) (subcutaneous) [37.79](#)
- colostomy -- see also Colostomy [46.13](#)
- conduit
 - ileal (urinary) [56.51](#)
 - left ventricle and aorta [35.93](#)
 - right atrium and pulmonary artery [35.94](#)
 - right ventricle and pulmonary
 - (distal) artery [35.92](#)
 - in repair of
 - pulmonary artery atresia [35.92](#)
 - transposition of great vessels [35.92](#)
 - truncus arteriosus [35.83](#)
- endorectal ileal pouch (J-pouch) (H-pouch) (S-pouch) (with anastomosis to anus) [45.95](#)
- fistula
 - arteriovenous (for kidney dialysis)
 - (peripheral shunt) [39.27](#)
 - external cannula [39.93](#)
 - bladder to skin NEC [57.18](#)
 - with bladder flap [57.21](#)
 - percutaneous [57.17](#)
 - cutaneoperitoneal [54.93](#)
 - gastric [43.19](#)
 - percutaneous (endoscopic)
 - (transabdominal) [43.11](#)
 - mucous -- see also Colostomy [46.13](#)
 - rectovaginal [48.99](#)
 - tracheoesophageal [31.95](#)
 - tubulovalvular (Beck-Jianu) (Frank's) (Janeway) (Spivack's) (Ssabanejew-Frank) [43.19](#)
 - urethrovaginal [58.0](#)
- ileal
 - bladder
 - closed [57.87](#) [[45.51](#)]
 - open [56.51](#)
 - conduit [56.51](#)
- interatrial fistula [35.42](#)
- mucous fistula -- see also Colostomy [46.13](#)
- pericardial
 - affle, interatrial [35.91](#)
 - window [37.12](#)
- pleural window (for drainage) [34.09](#)
- pocket
 - cardiac pacemaker
 - with initial insertion of pacemaker
 - omit code
 - new site (skin)(subcutaneous) [37.79](#)
 - thalamic stimulator pulse generator
 - with initial insertion of battery package - omit code
 - new site (skin)(subcutaneous) [86.09](#)

Formation---Cont.

- pupil [12.39](#)
 - by iridectomy [12.14](#)
 - rectovaginal fistula [48.99](#)
 - reversed gastric tube (intrathoracic) (retrosteral) [42.58](#)
 - antesternal or antethoracic [42.68](#)
 - septal defect, interatrial [35.42](#)
 - shunt
 - abdominovenous [54.94](#)
 - arteriovenous [39.93](#)
 - peritoneojugular [54.94](#)
 - peritoneo-vascular [54.94](#)
 - pleuroperitoneal [34.05](#)
 - transjugular intrahepatic portosystemic (TIPS) [39.1](#)
 - subcutaneous tunnel
 - esophageal [42.86](#)
 - with anastomosis -- see Anastomosis, esophagus, antesternal
 - pulse generator lead wire [86.99](#)
 - with initial procedure - omit code
 - thalamic stimulator pulse generator pocket
 - with initial insertion of battery package - omit code
 - new site (skin)(subcutaneous) [86.09](#)
 - syndactyly (finger) (toe) [86.89](#)
 - tracheoesophageal [31.95](#)
 - tubulovalvular fistula (Beck-Jianu) (Frank's) (Janeway) (Spivak's) (Ssabanejew-Frank) [43.19](#)
 - uretero-ileostomy, cutaneous [56.51](#)
 - ureterostomy, cutaneous [56.61](#)
 - ileal [56.51](#)
 - urethrovaginal fistula [58.0](#)
 - window
 - pericardial [37.12](#)
 - pleural (for drainage) [34.09](#)
- Fothergill (-Donald) operation** (uterine suspension) [69.22](#)
- Fowler operation**
- arthroplasty of metacarpophalangeal joint [81.72](#)
 - release (mallet finger repair) [82.84](#)
 - tenodesis (hand) [82.85](#)
 - thoracoplasty [33.34](#)
- Fox operation** (entropion repair with wedge resection) [08.43](#)
- Fracture, surgical** --see also Osteoclasts [78.70](#)
- turbinates (nasal) [21.62](#)
- Fragmentation**
- lithotripter -- see Lithotripsy
 - mechanical
 - cataract (with aspiration) [13.43](#)
 - posterior route [13.42](#)
 - secondary membrane [13.66](#)
 - secondary membrane(after cataract) [13.66](#)

Fragmentation---Cont.

- ultrasonic
 - cataract (with aspiration) [13.41](#)
 - stones, urinary (Kock pouch) [59.95](#)
 - urinary stones [59.95](#)
 - percutaneous nephrostomy [55.04](#)

Franco operation (suprapubic cystotomy) [57.18](#)**Frank operation** (permanent gastrostomy) [43.19](#)**Frazier (-Spiller) operation** (subtemporal trigeminal rhizotomy) [04.02](#)**Fredet-Ramstedt operation** (pyloromyotomy) (with wedge resection) [43.3](#)**Freeing**

- adhesions -- see Lysis, adhesions
- anterior synechiae (with injection of air or liquid) [12.32](#)
- artery-vein-nerve bundle [39.91](#)
- extraocular muscle, entrapped [15.7](#)
- goniosynechiae (with injection of air or liquid) [12.31](#)
- intestinal segment for interposition [45.50](#)
 - large [45.52](#)
 - small [45.51](#)
- posterior synechiae [12.33](#)
- synechiae (posterior) [12.33](#)
 - anterior (with injection of air or liquid) [12.32](#)
- vascular bundle [39.91](#)
- vessel [39.91](#)

Freezing

- gastric [96.32](#)
- prostate [60.62](#)

Frenckner operation (intrapetrosal drainage) [20.22](#)**Frenectomy**

- labial [27.41](#)
- lingual [25.92](#)
- lip [27.41](#)
- maxillary [27.41](#)
- tongue [25.92](#)

Frenotomy

- labial [27.91](#)
- lingual [25.91](#)

Frenullectomy -- see Frenectomy**Frickman operation** (abdominal proctopexy) [48.75](#)**Frommel operation** (shortening of uterosacral ligaments) [69.22](#)**Fulguration** -- see also Electrocoagulation and Destruction, lesion, by site

- adenoid fossa [28.7](#)
- anus [49.39](#)
 - endoscopic [49.31](#)
- bladder (transurethral) [57.49](#)
- suprapubic [57.59](#)

Fulguration ---Cont.

- choroid [14.21](#)
- duodenum [45.32](#)
 - endoscopic [45.30](#)
- esophagus [42.39](#)
 - endoscopic [42.33](#)
- large intestine [45.49](#)
 - endoscopic [45.43](#)
 - polypectomy [45.42](#)
- penis [64.2](#)
- perineum, female [71.3](#)
- prostate, transurethral [60.29](#)
- rectum [48.32](#)
 - radical [48.31](#)
- retina [14.21](#)
- scrotum [61.3](#)
- Skene's gland [71.3](#)
- skin [86.3](#)
- small intestine NEC [45.34](#)
 - duodenum [45.32](#)
 - endoscopic [45.30](#)
- stomach [43.49](#)
 - endoscopic [43.41](#)
- subcutaneous tissue [86.3](#)
- tonsillar fossa [28.7](#)
- urethra [58.39](#)
 - endoscopic [58.31](#)
- vulva [71.3](#)

Function

- study -- see also Scan, radioisotope
 - gastric [89.39](#)
 - muscle [93.08](#)
 - ocular [95.25](#)
 - nasal [89.12](#)
 - pulmonary -- see categories [89.37-89.38](#)
 - renal [92.03](#)
 - thyroid [92.01](#)
 - urethral sphincter [89.23](#)

Fundectomy, uterine [68.39](#)**Fundoplication** (esophageal) (Nissen's) [44.66](#)

- laparoscopic [44.67](#)

Fundusectomy, gastric [43.89](#)**Fusion**

- atlas-axis (spine) - see Fusion, spinal, atlas-axis
- bone -- see also Osteoplasty [78.40](#)
- cervical (spine) (C2 level or below)
 - see Fusion, spinal, cervical
- claw toe [77.57](#)
- cranio-cervical- see Fusion, spinal, cranio-cervical
- dorsal, dorsolumbar - see Fusion, spinal, dorsal, dorsolumbar
- epiphyseal-diaphyseal -- see also Arrest, bone growth [78.20](#)
- epiphysiodesis -- see also Arrest, bone growth [78.20](#)
- hammer toe [77.56](#)

Fusion---Cont.

- joint (with bone graft)
 - see also Arthrodesis [81.20](#)
 - ankle [81.11](#)
 - claw toe [77.57](#)
 - foot NEC [81.17](#)
 - hammer toe [77.56](#)
 - hip [81.21](#)
 - interphalangeal, finger [81.28](#)
 - ischiofemoral [81.21](#)
 - metatarsophalangeal [81.16](#)
 - midtarsal [81.14](#)
 - overlapping toe(s) [77.58](#)
 - pantalar [81.11](#)
 - spinal -- see also Fusion, spinal [81.00](#)
 - subtalar [81.13](#)
 - tarsal joints NEC [81.17](#)
 - tarsometatarsal [81.15](#)
 - tibiotalar [81.11](#)
 - toe NEC [77.58](#)
 - claw toe [77.57](#)
 - hammer toe [77.56](#)
 - overlapping toe(s) [77.58](#)
- lip to tongue [25.59](#)
- lumbar, lumbosacral - see Fusion, spinal, lumbar, lumbosacral
- occiput-C2 (spinal) - see Fusion, spinal, occiput
- spinal (with graft) (with internal fixation) (with instrumentation) [81.00](#)
 - 360 degree [81.61](#)
 - atlas-axis (anterior transoral) (posterior) [81.01](#)
 - for pseudarthrosis [81.31](#)
 - cervical (C2 level or below) NEC [81.02](#)
 - anterior (interbody), anterolateral technique [81.02](#)
 - for pseudarthrosis [81.32](#)
 - C1-C2 level (anterior)(posterior) [81.01](#)
 - for pseudarthrosis [81.31](#)
 - for pseudarthrosis [81.32](#)
 - posterior (interbody), posterolateral technique [81.03](#)
 - for pseudarthrosis [81.33](#)

Fusion---Cont.

- craniocervical (anterior transoral) (posterior) [81.01](#)
 - for pseudarthrosis [81.31](#)
- dorsal, dorsolumbar NEC [81.05](#)
 - anterior (interbody), anterolateral technique [81.04](#)
 - for pseudarthrosis [81.34](#)
 - posterior (interbody), posterolateral technique [81.05](#)
 - for pseudarthrosis [81.35](#)
- lumbar, lumbosacral NEC [81.08](#)
 - anterior (interbody), anterolateral technique [81.06](#)
 - for pseudarthrosis [81.36](#)
 - for pseudoarthrosis [81.38](#)
 - lateral transverse process technique [81.07](#)
 - for pseudarthrosis [81.37](#)
 - posterior (interbody), posterolateral technique [81.08](#)
 - for pseudarthrosis [81.38](#)
 - number of vertebrae
 - see codes [81.62](#) - [81.64](#)
- occiput-C2 (anterior transoral) (posterior) [81.01](#)
 - for pseudarthrosis [81.31](#)

Note: Also use either [81.62](#), [81.63](#), or [81.64](#) as an additional code to show the total number of vertebrae fused

tongue (to lip) [25.59](#)

G

- Gait training** [93.22](#)
Galeoplasty [86.89](#)
Galvanoionization [99.27](#)
Games
 competitive [94.39](#)
 organized [93.89](#)
Gamma irradiation, stereotactic [92.32](#)
Ganglionectomy
 gasserian [04.05](#)
 lumbar sympathetic [05.23](#)
 nerve (cranial) (peripheral) NEC [04.06](#)
 sympathetic [05.29](#)
 sphenopalatine (Meckel's) [05.21](#)
 tendon sheath (wrist) [82.21](#)
 site other than hand [83.31](#)
 trigeminal [04.05](#)
Ganglionotomy, trigeminal (radiofrequency) [04.02](#)
Gant operation (wedge osteotomy of trochanter) [77.25](#)
Garceau operation (tibial tendon transfer) [83.75](#)
Gardner operation (spinal meningocele repair) [03.51](#)
Gas endarterectomy [38.10](#)
 abdominal [38.16](#)
 aorta (arch) (ascending)(descending) [38.14](#)
 coronary artery [36.09](#)
 head and neck NEC [38.12](#)
 intracranial NEC [38.11](#)
 lower limb [38.18](#)
 thoracic NEC [38.15](#)
 upper limb [38.13](#)
Gastroectomy (partial) (subtotal) NEC [43.89](#)
 with
 anastomosis (to) NEC [43.89](#)
 duodenum [43.6](#)
 esophagus [43.5](#)
 gastrogastic [43.89](#)
 jejunum [43.7](#)
 esophagogastrostomy [43.5](#)
 gastroduodenostomy (bypass) [43.6](#)
 gastroenterostomy (bypass) [43.7](#)
 gastrogastrostomy (bypass) [43.89](#)
 gastrojejunostomy (bypass) [43.7](#)
 jejunal transposition [43.81](#)
 complete NEC [43.99](#)
 with intestinal interposition [43.91](#)
 distal [43.6](#)
 Hofmeister [43.7](#)
 Polya [43.7](#)
 proximal [43.5](#)
 radical NEC [43.99](#)
 with intestinal interposition [43.91](#)
Gastroectomy---Cont.
 total NEC [43.99](#)
 with intestinal interposition [43.91](#)
Gastrocamera [44.19](#)
Gastroduodenectomy -- see Gastroectomy
Gastroduodenoscopy [45.13](#)
 through stoma (artificial) [45.12](#)
 transabdominal (operative) [45.11](#)
Gastroduodenostomy (bypass)
 (Jaboulay's) [44.39](#)
 with partial gastrectomy [43.6](#)
 laparoscopic [44.38](#)
Gastroenterostomy (bypass) NEC [44.39](#)
 with partial gastrectomy [43.7](#)
 laparoscopic [44.38](#)
Gastrogastrostomy (bypass) [44.39](#)
 with partial gastrectomy [43.89](#)
 laparoscopic [44.38](#)
Gastrojejunostomy (bypass) [44.39](#)
 with partial gastrectomy [43.7](#)
 laparoscopic [44.38](#)
 percutaneous (endoscopic) [44.32](#)
Gastrolysis [54.59](#)
 laparoscopic [54.51](#)
Gastropexy [44.64](#)
Gastroplasty NEC [44.69](#)
 laparoscopic [44.68](#)
 vertical banded gastroplasty (VBG) [44.68](#)
Gastroplication [44.69](#)
 laparoscopic [44.68](#)
Gastropylorectomy [43.6](#)
Gastrorrhaphy [44.61](#)
Gastrosocopy NEC [44.13](#)
 through stoma (artificial) [44.12](#)
 transabdominal (operative) [44.11](#)
Gastrostomy (Brunschwig's) (decompression)
 (fine caliber tube) (Kader) (permanent) (Stamm) (Stamm-Kader) (temporary) (tube) (Witzel) [43.19](#)
 Beck-Jianu [43.19](#)
 Frank's [43.19](#)
 Janeway [43.19](#)
 percutaneous (endoscopic) (PEG) [43.11](#)
 Spivack's [43.19](#)
 Ssabanejew-Frank [43.19](#)
Gastrostomy [43.0](#)
 for control of hemorrhage [44.49](#)
Gavage, gastric [96.35](#)
Gelman operation (release of clubfoot) [83.84](#)
Genioplasty (augmentation) (with graft) (with implant) [76.68](#)
 reduction [76.67](#)
Chormley operation (hip fusion) [81.21](#)

Gifford operation
 destruction of lacrimal sac [09.6](#)
 keratotomy (delimiting) [11.1](#)
 radial (refractive) [11.75](#)

Gill operation
 arthrodesis of shoulder [81.23](#)
 laminectomy [03.09](#)

Gill-Stein operation (carporadial arthrodesis) [81.25](#)

Gilliam operation (uterine suspension) [69.22](#)

Gingivectomy [24.31](#)

Gingivoplasty (with bone graft) (with soft tissue graft) [24.2](#)

Girdlestone operation
 laminectomy with spinal fusion [81.00](#)
 muscle transfer for claw toe repair [77.57](#)
 resection of femoral head and neck [77.85](#)

Girdlestone-Taylor operation (muscle transfer for claw toe repair) [77.57](#)

Glenn operation (anastomosis of superior vena cava to right pulmonary artery) [39.21](#)

Glenoplasty, shoulder [81.83](#)
 with
 partial replacement [81.81](#)
 total replacement [81.80](#)
 for recurrent dislocation [81.82](#)

Glomectomy
 carotid [39.8](#)
 jugulare [20.51](#)

Glossectomy (complete) (total) [25.3](#)
 partial or subtotal [25.2](#)
 radical [25.4](#)

Glossopexy [25.59](#)

Glossoplasty NEC [25.59](#)

Glossorrhaphy [25.51](#)

Glossotomy NEC [25.94](#)
 for tongue tie [25.91](#)

Glycoprotein IIB/IIIa inhibitor [99.20](#)

Goebel-Frangenheim-Stoeckel operation
 (urethrovaginal suspension) [59.4](#)

Goldner operation (clubfoot release) [80.48](#)

Goldthwaite operation
 ankle stabilization [81.11](#)
 patellar stabilization [81.44](#)
 tendon transfer for stabilization of patella [81.44](#)

Gonadectomy
 ovary
 bilateral [65.51](#)
 laparoscopic [65.53](#)
 unilateral [65.39](#)
 laparoscopic [65.31](#)
 testis
 bilateral [62.41](#)
 unilateral [62.3](#)

Goniopuncture [12.51](#)
 with goniotomy [12.53](#)

Gonioscopy [12.29](#)

Goniospasis [12.59](#)

Goniotomy (Barkan's) [12.52](#)
 with goniopuncture [12.53](#)

Goodal-Power operation (vagina) [70.8](#)

Gordon-Taylor operation (hindquarter amputation) [84.19](#)

GP IIB/IIIa inhibitor, infusion [99.20](#)

Graber-Duvernay operation (drilling of femoral head) [77.15](#)

Graft, grafting
 aneurysm [39.52](#)
 endovascular
 abdominal aorta [39.71](#)
 lower extremity artery(s) [39.79](#)
 thoracic aorta [39.79](#)
 upper extremity artery(s) [39.79](#)
 artery, arterial (patch) [39.58](#)
 with
 excision or resection of vessel -- see Arteriectomy, with graft replacement
 synthetic patch (Dacron) (Teflon) [39.57](#)
 tissue patch (vein) (autogenous) (homograft) [39.56](#)
 blood vessel (patch) [39.58](#)
 with
 excision or resection of vessel -- see Angiectomy, with graft replacement
 synthetic patch (Dacron) (Teflon) [39.57](#)
 tissue patch (vein) (autogenous) (homograft) [39.56](#)
 bone (autogenous) (bone bank) (dual onlay) (heterogenous) (inlay) (massive onlay) (multiple) (osteoperiosteal) (peg) (subperiosteal) (with metallic fixation) [78.00](#)
 with
 arthrodesis -- see Arthrodesis
 arthroplasty -- see Arthroplasty
 gingivoplasty [24.2](#)
 lengthening -- see Lengthening, bone
 carpals, metacarpals [78.04](#)
 clavicle [78.01](#)
 facial NEC [76.91](#)
 with total ostectomy [76.44](#)
 femur [78.05](#)
 fibula [78.07](#)
 humerus [78.02](#)
 joint -- see Arthroplasty
 mandible [76.91](#)
 with total mandibulectomy [76.41](#)
 marrow -- see Transplant, bone, marrow
 nose -- see Graft, nose
 patella [78.06](#)
 pelvic [78.09](#)
 pericranial [02.04](#)
 phalanges (foot) (hand) [78.09](#)
 radius [78.03](#)

Graft, grafting---Cont.

scapula [78.01](#)
 skull [02.04](#)
 specified site NEC [78.09](#)
 spine [78.09](#)
 with fusion -- see Fusion, spinal
 tarsal, metatarsal [78.08](#)
 thorax (ribs) (sternum) [78.01](#)
 thumb (with transfer of skin flap) [82.69](#)
 tibia [78.07](#)
 ulna [78.03](#)
 vertebrae [78.09](#)
 with fusion -- see Fusion, spinal
 breast -- see also Mammoplasty [85.89](#)
 buccal sulcus [27.99](#)
 cartilage (joint) -- see also Arthroplasty
 nose -- see Graft, nose
 chest wall (mesh) (silastic) [34.79](#)
 conjunctiva (free) (mucosa) [10.44](#)
 for symblepharon repair [10.41](#)
 cornea -- see also Keratoplasty [11.60](#)
 dermal-fat [86.69](#)
 dermal regenerative [86.67](#)
 dura [02.12](#)
 ear
 auricle [18.79](#)
 external auditory meatus [18.6](#)
 inner [20.61](#)
 pedicle preparation [86.71](#)
 esophagus NEC [42.87](#)
 with interposition (intrathoracic) NEC
 [42.58](#)
 antesternal or antethoracic NEC [42.68](#)
 colon (intrathoracic) [42.55](#)
 antesternal or antethoracic [42.65](#)
 small bowel (intrathoracic) [42.53](#)
 antesternal or antethoracic [42.63](#)
 eyebrow -- see also Reconstruction, eyelid,
 with graft [08.69](#)
 eyelid -- see also Reconstruction,
 eyelid, with graft [08.69](#)
 free mucous membrane [08.62](#)
 eye socket (skin) (cartilage) (bone) [16.63](#)
 fallopian tube [66.79](#)
 fascia [83.82](#)
 with hernia repair -- see Repair, hernia
 eyelid [08.32](#)
 hand [82.72](#)
 tarsal cartilage [08.69](#)
 fat pad NEC [86.89](#)
 with skin graft -- see Graft, skin,
 full-thickness
 flap (advanced) (rotating) (sliding)
 -- see also Graft, skin, pedicle
 tarsconjunctival [08.64](#)
 hair-bearing skin [86.64](#)
 hand
 fascia [82.72](#)

Graft, grafting---Cont.

free skin [86.62](#)
 muscle [82.72](#)
 pedicle (flap) [86.73](#)
 tendon [82.79](#)
 heart, for revascularization-see category [36.3](#)
 joint -- see Arthroplasty
 larynx [31.69](#)
 lip [27.56](#)
 full-thickness [27.55](#)
 lymphatic structure(s) (channel) (node)
 (vessel) [40.9](#)
 mediastinal fat to myocardium [36.39](#)
 meninges (cerebral) [02.12](#)
 mouth, except palate [27.56](#)
 full-thickness [27.55](#)
 muscle [83.82](#)
 hand [82.72](#)
 myocardium, for revascularization [36.39](#)
 nasolabial flaps [21.86](#)
 nerve (cranial) (peripheral) [04.5](#)
 nipple [85.86](#)
 nose [21.89](#)
 with
 augmentation [21.85](#)
 rhinoplasty -- see Rhinoplasty
 total reconstruction [21.83](#)
 septum [21.88](#)
 tip [21.86](#)
 omentum [54.74](#)
 to myocardium [36.39](#)
 orbit (bone) (cartilage) (skin) [16.63](#)
 outflow tract (patch) (pulmonary valve) [35.26](#)
 in total repair of tetralogy of Fallot [35.81](#)
 ovary [65.92](#)
 palate [27.69](#)
 for cleft palate repair [27.62](#)
 pedicle -- see Graft, skin, pedicle
 penis (rib) (skin) [64.49](#)
 pigskin [86.65](#)
 pinch -- see Graft, skin, free
 pocket -- see Graft, skin, pedicle
 porcine [86.65](#)
 postauricular (Wolff) [18.79](#)
 razor -- see Graft, skin, free
 rope -- see Graft, skin, pedicle
 saphenous vein in aortocoronary bypass
 -- see Bypass, aortocoronary
 scrotum [61.49](#)
 skin (partial-thickness)(split-thickness) [86.69](#)
 amniotic membrane [86.66](#)
 auditory meatus (ear) [18.6](#)
 dermal-fat [86.69](#)
 for breast augmentation [85.50](#)
 dermal regenerative [86.67](#)
 ear
 auditory meatus [18.6](#)
 postauricular [18.79](#)

Graft, grafting---Cont.

eyelid [08.61](#)
 flap -- see Graft, skin, pedicle
 free (autogenous) NEC [86.60](#)
 lip [27.56](#)
 thumb [86.62](#)
 for
 pollicization [82.61](#)
 reconstruction [82.69](#)
 full-thickness [86.63](#)
 breast [85.83](#)
 hand [86.61](#)
 hair-bearing [86.64](#)
 eyelid or eyebrow [08.63](#)
 hand [86.62](#)
 full-thickness [86.61](#)
 heterograft [86.65](#)
 homograft [86.66](#)
 island flap [86.70](#)
 mucous membrane [86.69](#)
 eyelid [08.62](#)
 nose -- see Graft, nose
 pedicle (flap) (tube) [86.70](#)
 advancement [86.72](#)
 attachment to site (advanced)
 (double) (rotating) (sliding) [86.74](#)
 hand (cross finger) (pocket) [86.73](#)
 lip [27.57](#)
 mouth [27.57](#)
 thumb [86.73](#)
 for
 pollicization [82.61](#)
 reconstruction NEC [82.69](#)
 breast [85.84](#)
 transverse rectus abdominis
 musculocutaneous (TRAM) [85.7](#)
 defatting [86.75](#)
 delayed [86.71](#)
 design and raising [86.71](#)
 elevation [86.71](#)
 preparation of (cutting) [86.71](#)
 revision [86.75](#)
 sculpturing [86.71](#)
 transection [86.71](#)
 transfer [86.74](#)
 trimming [86.71](#)

Graft, grafting---Cont.

postauricular [18.79](#)
 rotation flap [86.70](#)
 specified site NEC [86.69](#)
 full-thickness [86.63](#)
 tarsal cartilage [08.69](#)
 temporalis muscle to orbit [16.63](#)
 with exenteration of orbit [16.59](#)
 tendon [83.81](#)
 for joint repair -- see Arthroplasty
 hand [82.79](#)
 testicle [62.69](#)
 thumb (for reconstruction) NEC [82.69](#)
 tongue (mucosal) (skin) [25.59](#)
 trachea [31.79](#)
 tubular (tube) -- see Graft, skin, pedicle
 tunnel -- see Graft, skin, pedicle
 tympanum -- see also Tympanoplasty
 [19.4](#)
 ureter [56.89](#)
 vein (patch) [39.58](#)
 with
 excision or resection of vessel
 -- see Phlebectomy, with graft
 replacement
 synthetic patch (Dacron) (Teflon)
 [39.57](#)
 tissue patch (vein) (autogenous)
 (homograft) [39.56](#)
 vermilion border (lip) [27.56](#)
Grattage, conjunctiva [10.31](#)
Green operation (scapulopexy) [78.41](#)
Grice operation (subtalar arthrodesis) [81.13](#)
Grip, strength [93.04](#)
Gritti-Stokes operation (knee disarticulation)
 [84.16](#)
Gross operation (herniorrhaphy) [53.49](#)
Group therapy [94.44](#)
Guttering, bone -- see also Excision,
 lesion, bone [77.60](#)
Guyon operation (amputation of ankle) [84.13](#)

H

- Hagner operation** (epididymotomy) [63.92](#)
- Halsted operation** -- see Repair, hernia, inguinal
- Hampton operation** (anastomosis small intestine to rectal stump) [45.92](#)
- Hanging hip operation** (muscle release) [83.19](#)
- Harelip operation** [27.54](#)
- Harrison-Richardson operation** (vaginal suspension) [70.77](#)
- Hartmann resection** (of intestine) (with pouch) -- see Colectomy, by site
- Harvesting**
bone marrow [41.91](#)
stem cells [99.79](#)
- Hauser operation**
achillotenotomy [83.11](#)
bunionectomy with adductor tendon transfer [77.53](#)
stabilization of patella [81.44](#)
- Heaney operation** (vaginal hysterectomy) [68.59](#)
laparoscopically assisted (LAVH) [68.51](#)
- Hearing aid** (with battery replacement) [95.49](#)
- Hearing test** [95.47](#)
- Hegar operation** (perineorrhaphy) [71.79](#)
- Heine operation** (cyclodialysis) [12.55](#)
- Heineke-Mikulicz operation** (pyloroplasty) [44.29](#)
- Heller operation** (esophagomyotomy) [42.7](#)
- Hellstöm operation** (transplantation of aberrant renal vessel) [39.55](#)
- Hemicolectomy**
left [45.75](#)
right (extended) [45.73](#)
- Hemicystectomy** [57.6](#)
- Hemigastrectomy** -- see Gastrectomy
- Hemiglossectomy** [25.2](#)
- Hemilaminectomy** (decompression) (exploration) [03.09](#)
- Hemilaryngectomy** (anterior) (lateral) (vertical) [30.1](#)
- Hemimandibulectomy** [76.31](#)
- Hemimastectomy** (radical) [85.23](#)
- Hemimaxillectomy** (with bone graft) (with prosthesis) [76.39](#)
- Heminephrectomy** [55.4](#)
- Hemipelvectomy** [84.19](#)
- Hemispherectomy** (cerebral) [01.52](#)
- Hemithyroidectomy** (with removal of isthmus) (with removal of portion of remaining lobe) [06.2](#)
- Hemodiafiltration** (extracorporeal) [39.95](#)
- Hemodialysis** (extracorporeal) [39.95](#)
- Hemodilution** [99.03](#)
- Hemofiltration** (extracorporeal) [39.95](#)
- Hemorrhage control** -- see Control, hemorrhage
- Hemorrhoidectomy** [49.46](#)
by
cautery, cauterization [49.43](#)
crushing [49.45](#)
cryotherapy, cryosurgery [49.44](#)
excision [49.46](#)
injection [49.42](#)
ligation [49.45](#)
- Hemostasis** -- see Control, hemorrhage
- Henley operation** (jejunal transposition) [43.81](#)
- Hepatectomy** (complete) (total) [50.4](#)
partial or subtotal [50.22](#)
- Hepatic assistance, extracorporeal** [50.92](#)
- Hepaticocholangiojejunostomy** [51.37](#)
- Hepaticocystoduodenostomy** [51.37](#)
- Hepaticodochotomy** [51.59](#)
- Hepaticoduodenostomy** [51.37](#)
- Hepaticojejunostomy** [51.37](#)
- Hepaticolithectomy** [51.49](#)
endoscopic [51.88](#)
- Hepaticolithotomy** [51.49](#)
endoscopic [51.88](#)
- Hepaticostomy** [51.59](#)
- Hepaticotomy** [51.59](#)
- Hepatocholangiocystoduodenostomy** [51.37](#)
- Hepatocholedochostomy** [51.43](#)
endoscopic [51.87](#)
- Hepatoduodenostomy** [50.69](#)
- Hepatogastrostomy** [50.69](#)
- Hepatojejunostomy** [50.69](#)
- Hepatoolithotomy**
hepatic duct [51.49](#)
liver [50.0](#)
- Hepatopexy** [50.69](#)
- Hepatorrhaphy** [50.61](#)
- Hepatostomy** (external) (internal) [50.69](#)
- Hepatotomy** (with packing) [50.0](#)
- Hernioplasty** -- see Repair, hernia
- Herniorrhaphy** -- see Repair, hernia
- Herniotomy** -- see Repair, hernia
- Heterograft** -- see Graft
- Heterotransplant, heterotransplantation**
-- see Transplant
- Hey operation** (amputation of foot) [84.12](#)
- Hey-Groves operation** (reconstruction of anterior cruciate ligament) [81.45](#)
- Heyman operation** (soft tissue release for clubfoot) [83.84](#)
- Heyman-Herndon** (-Strong) operation (correction of metatarsus varus) [80.48](#)

- Hibbs operation** (lumbar spinal fusion)
-- see Fusion, lumbar
- Higgins operation** -- see Repair, hernia, femoral
- High forceps delivery** [72.39](#)
with episiotomy [72.31](#)
- Hill-Allison operation** (hiatal hernia repair, transpleural approach) [53.80](#)
- Hinging, mitral valve** [35.12](#)
- His bundle recording** [37.29](#)
- Hitchcock operation** (anchoring tendon of biceps) [83.88](#)
- Hofmeister operation** (gastrectomy) [43.7](#)
- Hoke operation**
midtarsal fusion [81.14](#)
triple arthrodesis [81.12](#)
- Holth operation**
iridencleisis [12.63](#)
sclerectomy [12.65](#)
- Homan operation** (correction of lymphedema) [40.9](#)
- Homograft** -- see Graft
- Homotransplant, homotransplantation**
-- see Transplant
- Hosiery, elastic** [93.59](#)
- Hutch operation** (ureteroneocystostomy) [56.74](#)
- Hybinette-Eden operation** (glenoid bone block) [78.01](#)
- Hydrocelectomy**
canal of Nuck (female) [69.19](#)
male [63.1](#)
round ligament [69.19](#)
spermatic cord [63.1](#)
tunica vaginalis [61.2](#)
- Hydrotherapy** [93.33](#)
assisted exercise in pool [93.31](#)
whirlpool [93.32](#)
- Hymenectomy** [70.31](#)
- Hymenoplasty** [70.76](#)
- Hymenorrhaphy** [70.76](#)
- Hymenotomy** [70.11](#)
- Hyperalimentation** (parenteral) [99.15](#)
- Hyperbaric oxygenation** [93.95](#)
wound [93.59](#)
- Hyperextension, joint** [93.25](#)
- Hyperthermia NEC** [93.35](#)
for cancer treatment (interstitial) (local) (radiofrequency) (regional) (ultrasound) (whole-body) [99.85](#)
- Hypnodrama, psychiatric** [94.32](#)
- Hypnosis** (psychotherapeutic) [94.32](#)
for anesthesia -- omit code
- Hypnotherapy** [94.32](#)
- Hypophysectomy** (complete) (total) [07.69](#)
partial or subtotal [07.63](#)
transfrontal approach [07.61](#)
transsphenoidal approach [07.62](#)
specified approach NEC [07.68](#)
transfrontal approach (complete) (total) [07.64](#)
partial [07.61](#)
transsphenoidal approach (complete) (total) [07.65](#)
partial [07.62](#)
- Hypothermia** (central) (local) [99.81](#)
gastric (cooling) [96.31](#)
freezing [96.32](#)
systemic (in open heart surgery) [39.62](#)
- Hypotympanotomy** [20.23](#)
- Hysterectomy** [68.9](#)
abdominal [68.4](#)
partial or subtotal (supracervical) (supravaginal) [68.39](#)
radical (modified) (Wertheim's) [68.6](#)
supracervical [68.39](#)
classic infrafascial SEMM hysterectomy [CISH] [68.31](#)
laparoscopically assisted [LASH] [68.31](#)
vaginal (complete) (partial) (subtotal) (total) [68.59](#)
laparoscopically assisted (LAVH) [68.51](#)
radical (Schauta) [68.7](#)
- Hysterolectomy** (radical) (vaginal) [68.7](#)
abdominal [68.6](#)
- Hysteroqram NEC** [87.85](#)
percutaneous [87.84](#)
- Hysterolysis** [54.59](#)
laparoscopic [54.51](#)
- Hysteromyomectomy** [68.29](#)
- Hysteropexy** [69.22](#)
- Hysteroplasty** [69.49](#)
- Hysterorrhaphy** [69.41](#)
- Hysterosalpingography gas** (contrast) [87.82](#)
opaque dye (contrast) [87.83](#)
- Hysterosalpingostomy** [66.74](#)
- Hysteroscopy** [68.12](#)
with
ablation
endometrial [68.23](#)
biopsy [68.16](#)
- Hysterotomy** (with removal of foreign body) (with removal of hydatidiform mole) [68.0](#)
for intrauterine transfusion [75.2](#)
obstetrical [74.99](#)
for termination of pregnancy [74.91](#)
- Hysterotrachelectomy** [67.4](#)
- Hysterotracheloplasty** [69.49](#)
- Hysterotrachelorrhaphy** [69.41](#)
- Hysterotrachelotomy** [69.95](#)

ICCE (intracapsular cataract extraction) [13.19](#)

Ileal

- bladder
 - closed [57.87](#) [[45.51](#)]
 - open (ileoureterostomy) [56.51](#)
 - conduit (ileoureterostomy) [56.51](#)

Ileocecostomy [45.93](#)

Ileocollectomy [45.73](#)

Ileocolostomy [45.93](#)

Ileocolotomy [45.00](#)

Ileocystoplasty (isolated segment
anastomosis) (open loop) [57.87](#) [[45.51](#)]

Ileoduodenotomy [45.01](#)

Ileoectomy (partial) [45.62](#)

- with cecectomy [45.72](#)

Ileoenterectomy [46.99](#)

Ileoesophagostomy [42.54](#)

Ileileostomy [45.91](#)
proximal to distal segment [45.62](#)

Ileoloopogram [87.78](#)

Ileopancreatostomy [52.96](#)

Ileopexy [46.61](#)

Ileoproctostomy [45.95](#)

Ileorectostomy [45.93](#)

Ileorrhaphy [46.73](#)

Ileoscopy [45.13](#)

- through stoma (artificial) [45.12](#)
- transabdominal (operative) [45.11](#)

Ileosigmoidostomy [45.93](#)

Ileostomy [46.20](#)

- continent (permanent) [46.22](#)
for urinary diversion [56.51](#)
- delayed opening [46.24](#)
- Hendon (temporary) [46.21](#)
- loop [46.01](#)
- Paul (temporary) [46.21](#)
- permanent [46.23](#)
continent [46.22](#)
- repair [46.41](#)
- revision [46.41](#)
- tangential (temporary) [46.21](#)
- temporary [46.21](#)
- transplantation to new site [46.23](#)
- tube (temporary) [46.21](#)
- ureteral
 - external [56.51](#)
 - internal [56.71](#)

Ileotomy [45.02](#)

Ileotransversostomy [45.93](#)

Ileoureterostomy (Bricker's) (ileal bladder)
[56.51](#)

Imaging (diagnostic)

- diagnostic, not elsewhere classified [88.90](#)

Imaging ---*Cont.*

- endovascular ultrasound - see Imaging,
intravascular ultrasound
- intraoperative
 - iMRI - see Imaging, magnetic resonance
 - intravascular - see Imaging,
intravascular ultrasound
- intravascular ultrasound (IVUS) [00.29](#)
aorta [00.22](#)
aortic arch [00.22](#)
carotid vessel [00.21](#)
cerebral vessel, extracranial [00.21](#)
coronary vessel [00.24](#)
intrathoracic vessel [00.22](#)
other specified vessel [00.28](#)
peripheral vessel [00.23](#)
renal vessel [00.25](#)
vena cava (inferior) (superior) [00.22](#)
- magnetic resonance(nuclear)(proton)NEC[88.97](#)
abdomen [88.97](#)
bladder (urinary) [88.95](#)
bone marrow blood supply [88.94](#)
brain (brain stem) [88.91](#)
intraoperative (iMRI) [88.96](#)
real-time [88.96](#)
chest (hilar) (mediastinal) [88.92](#)
computer assisted surgery (CAS) with
MR/MRA [00.32](#)
extremity (upper) (lower) [88.94](#)
eye orbit [88.97](#)
face [88.97](#)
head NEC [88.97](#)
musculoskeletal [88.94](#)
myocardium [88.92](#)
neck [88.97](#)
orbit of eye [88.97](#)
prostate [88.95](#)
specified site NEC [88.97](#)
spinal canal (cord) (spine) [88.93](#)

Immobilization (by)

- with fracture-reduction--see Reduction,fracture
bandage [93.59](#)
- bone [93.53](#)
- cast NEC [93.53](#)
with reduction of fracture or dislocation
-- see Reduction, fracture, and
Reduction, dislocation
- device NEC [93.59](#)
- pressure dressing [93.56](#)
- splint (plaster) (tray) [93.54](#)
with reduction of fracture or dislocation
-- see Reduction, fracture, and
Reduction, dislocation
- stereotactic head frame [93.59](#)

Immunization -- see also Vaccination

- allergy [99.12](#)
- autoimmune disease [99.13](#)
- BCG [99.33](#)
- brucellosis [99.55](#)
- cholera [99.31](#)
- diphtheria [99.36](#)
- DPT [99.39](#)
- epidemic parotitis [99.46](#)
- German measles [99.47](#)
- Hemophilus influenzae [99.52](#)
- influenza [99.52](#)
- measles [99.45](#)
- meningococcus [99.55](#)
- mumps [99.46](#)
- pertussis [99.37](#)
- plague [99.34](#)
- poliomyelitis [99.41](#)
- rabies [99.44](#)
- rubella [99.47](#)
- salmonella [99.55](#)
- smallpox [99.42](#)
- staphylococcus [99.55](#)
- TAB [99.32](#)
- tetanus [99.38](#)
- triple vaccine [99.48](#)
- tuberculosis [99.33](#)
- tularemia [99.35](#)
- typhoid-paratyphoid [99.32](#)
- typhus [99.55](#)
- viral NEC [99.55](#)
- whooping cough [99.37](#)
- yellow fever [99.43](#)
- Immunoadsorption,extracorporeal (ECI)**
[99.76](#)
- Immunotherapy, antineoplastic** [99.28](#)
 - C-Parvum [99.28](#)
 - Interferon [99.28](#)
 - Interleukin-2 (low-dose) [99.28](#)
 - high-dose [00.15](#)
 - Levamisole [99.28](#)
 - Proleukin (low-dose) [99.28](#)
 - high-dose [00.15](#)
 - Thymosin [99.28](#)
- Implant, implantation**
 - abdominal artery to coronary artery [36.17](#)
 - artery
 - aortic branches to heart muscle [36.2](#)
 - mammary to ventricular wall (Vineberg) [36.2](#)
 - affle, atrial or interatrial [35.91](#)
 - biliary fistulous tract into stomach or intestine [51.39](#)
 - bipolar endoprosthesis (femoral head) [81.52](#)
 - bladder sphincter,artificial(inflatable)[58.93](#)
 - blood vessels to myocardium [36.2](#)

Implant, implantation---Cont.

- bone growth stimulator (invasive) (percutaneous) (semi-invasive) -- see category [78.9](#)
- bone morphogenetic protein (recombinant) (rhBMP) [84.52](#)
- bone void filler [84.55](#)
 - that with kyphoplasty [81.66](#)
 - that with vertebroplasty [81.65](#)
- breast (for augmentation) (bilateral) [85.54](#)
 - unilateral [85.53](#)
- cardiac resynchronization device
 - defibrillator (CRT-D) (total system)[00.51](#)
 - left ventricular coronary venous lead only [00.52](#)
 - pulse generator only [00.54](#)
 - pacemaker (CRT-P) (total system)[00.50](#)
 - left ventricular coronary venous lead only [00.52](#)
 - pulse generator only [00.53](#)
- cardiomyostimulation system [37.67](#)
- cardioverter/defibrillator (automatic) [37.94](#)
 - leads only (patch electrode) (sensing) (pacing) [37.95](#)
 - pulse generator only [37.96](#)
 - total system [37.94](#)
- chest wall (mesh) (silastic) [34.79](#)
- chin (polyethylene) (silastic) [76.68](#)
- cochlear (electrode) [20.96](#)
 - prosthetic device(electrode and receiver) [20.96](#)
 - channel (single) [20.97](#)
 - multiple [20.98](#)
 - electrode only [20.99](#)
 - internal coil only [20.99](#)
- cornea [11.73](#)
- CRT-D (cardiac resynchronization defibrillator) [00.51](#)
 - left ventricular coronary venous lead only [00.52](#)
 - pulse generator only [00.54](#)
- CRT-P (cardiac resynchronization pacemaker) [00.50](#)
 - left ventricular coronary venous lead only [00.52](#)
 - pulse generator only [00.53](#)
- custodis eye [14.41](#)
- dental (endosseous) (prosthetic) [23.6](#)
- device
 - adjustable gastric band and port [44.95](#)
 - Lap-Band™ [44.95](#)
 - left atrial appendage [37.90](#)
 - left atrial filter [37.90](#)
 - left atrial occluder [37.90](#)
 - vascular access [86.07](#)
- diaphragmatic pacemaker [34.85](#)
- electrode(s)
 - brain [02.93](#)

**Implant, implantation**---Cont.

depth [02.93](#)
 foramen ovale [02.93](#)
 sphenoidal [02.96](#)
 cardiac (initial) (transvenous) [37.70](#)
 atrium (initial) [37.73](#)
 replacement [37.76](#)
 atrium and ventricle (initial) [37.72](#)
 replacement [37.76](#)
 epicardium (sternotomy or thoracotomy approach) [37.74](#)
 left ventricular coronary venous system [00.52](#)
 temporary transvenous pacemaker system [37.78](#)
 during and immediately following cardiac surgery [39.64](#)
 ventricle (initial) [37.71](#)
 replacement [37.76](#)
 depth [02.93](#)
 foramen ovale [02.93](#)
 heart -- see also Implant,
 electrode(s), cardiac [37.70](#)
 intracranial [02.93](#)
 osteogenic (invasive) for bone growth stimulation -- see category [78.9](#)
 peripheral nerve [04.92](#)
 sacral nerve [04.92](#)
 sphenoidal [02.96](#)
 spine [03.93](#)
 electroencephalographic receiver
 brain [02.93](#)
 intracranial [02.93](#)
 electronic stimulator
 anus (subcutaneous) [49.92](#)
 bladder [57.96](#)
 bone growth (invasive) (percutaneous) (semi-invasive) [78.9](#)
 brain - see Implant, neurostimulator, brain
 carotid sinus [39.8](#)
 cochlear [20.96](#)
 channel (single) [20.97](#)
 multiple [20.98](#)
 intracranial - see Implant, neurostimulator, intracranial
 peripheral nerve - see Implant, neurostimulator, peripheral nerve
 phrenic nerve [34.85](#)
 skeletal muscle [83.92](#)
 spine - see Implant, neurostimulator, spine
 ureter [56.92](#)
 electrostimulator -- see Implant, electronic stimulator, by site
 endoprosthesis
 bile duct [51.87](#)
 femoral head (bipolar) [81.52](#)

Implant, implantation---Cont.

 pancreatic duct [52.93](#)
 endosseous (dental) [23.6](#)
 epidural pegs [02.93](#)
 epikeratoprosthesis [11.73](#)
 estradiol (pellet) [99.23](#)
 eye (lowa type) [16.61](#)
 integrated [16.41](#)
 facial bone, synthetic (alloplastic) [76.92](#)
 fallopian tube (Mulligan hood) (silastic tube) (stent) [66.93](#)
 into uterus [66.74](#)
 gastroepiploic artery to coronary artery [36.17](#)
 half-heart [37.62](#)
 hearing device, electromagnetic [20.95](#)
 heart
 artificial [37.52](#)
 total replacement system [37.52](#)
 assist system NEC [37.62](#)
 external [37.65](#)
 extrinsic [37.68](#)
 implantable [37.66](#)
 non-implantable [37.62](#)
 percutaneous external [37.68](#)
 pVAD [37.68](#)
 auxiliary ventricle [37.62](#)
 circulatory assist system - see Implant, heart, assist system
 pacemaker -- see also Implant, pacemaker, cardiac [37.80](#)
 total replacement system [37.52](#)
 valve(s)
 prosthesis or synthetic device (partial) (synthetic) (total) [35.20](#)
 aortic [35.22](#)
 mitral [35.24](#)
 pulmonary [35.26](#)
 tricuspid [35.28](#)
 tissue graft [35.20](#)
 aortic [35.21](#)
 mitral [35.23](#)
 pulmonary [35.25](#)
 tricuspid [35.27](#)
 inert material
 breast (for augmentation) (bilateral) [85.54](#)
 unilateral [85.53](#)
 larynx [31.0](#)
 nose [21.85](#)
 orbit (eye socket) [16.69](#)
 reinsertion [16.62](#)
 scleral shell (cup) (with visceration of eyeball) [16.31](#)
 reinsertion [16.62](#)
 Tenon's capsule (with enucleation of eyeball) [16.42](#)
 with attachment of muscles [16.41](#)
 reinsertion [16.62](#)

Implant, implantation---Cont.

urethra [59.79](#)
 vocal cord(s) [31.0](#)
 infusion pump [86.06](#)
 interbody spinal fusion device [84.51](#)
 joint (prosthesis) (silastic) (Swanson type) NEC [81.96](#)
 ankle (total) [81.56](#)
 revision [81.59](#)
 carpocarpal, carpometacarpal [81.74](#)
 elbow (total) [81.84](#)
 revision [81.97](#)
 extremity (bioelectric) (cineplastic) (kineplastic) [84.40](#)
 lower [84.48](#)
 revision [81.59](#)
 upper [84.44](#)
 revision [81.97](#)
 femoral (bipolar endoprosthesis) [81.52](#)
 finger [81.71](#)
 hand (metacarpophalangeal) (interphalangeal) [81.71](#)
 revision [81.97](#)
 hip (partial) [81.52](#)
 revision [81.53](#)
 total [81.51](#)
 revision [81.53](#)
 interphalangeal [81.71](#)
 revision [81.97](#)
 knee (partial) (total) [81.54](#)
 revision [81.55](#)
 metacarpophalangeal [81.71](#)
 revision [81.97](#)
 shoulder (partial) [81.81](#)
 revision [81.97](#)
 total replacement [81.80](#)
 toe [81.57](#)
 for hallux valgus repair [77.59](#)
 revision [81.59](#)
 wrist (partial) [81.74](#)
 revision [81.97](#)
 total replacement [81.73](#)
 kidney, mechanical [55.97](#)
 Lap-Band™ [44.95](#)
 larynx [31.0](#)
 leads (cardiac) -- see Implant, electrode(s), cardiac
 limb lengthening device, internal (NOS) [84.54](#)
 with kinetic distraction [84.53](#)
 mammary artery
 in ventricle (Vineberg) [36.2](#)
 to coronary artery (single vessel) [36.15](#)
 double vessel [36.16](#)
 Mulligan hood, fallopian tube [66.93](#)
 nerve (peripheral) [04.79](#)
 neuropacemaker - see Implant, neurostimulator, by site

Implant, implantation---Cont.

neurostimulator
 electrodes
 brain [02.93](#)
 intracranial [02.93](#)
 peripheral nerve [04.92](#)
 sacral nerve [04.92](#)
 spine [03.93](#)
 pulse generator [86.96](#)
 dual array [86.95](#)
 single array [86.94](#)
 nose [21.85](#)
 Ommaya reservoir [02.2](#)
 orbit [16.69](#)
 reinsertion [16.62](#)
 outflow tract prosthesis (heart) (gusset type) in
 pulmonary valvuloplasty [35.26](#)
 total repair of tetralogy of Fallot [35.81](#)
 ovary into uterine cavity [65.72](#)
 laparoscopic [65.75](#)
 pacemaker
 brain -see Implant, neurostimulator, brain
 cardiac (device) (initial) (permanent) (replacement) [37.80](#)
 dual-chamber device (initial) [37.83](#)
 replacement [37.87](#)
 resynchronization device (CRT-P) device only (initial)(replacement) [00.53](#)
 total system [00.50](#)
 transvenous lead into left ventricular coronary venous system [00.52](#)
 single-chamber device (initial) [37.81](#)
 rate responsive [37.82](#)
 replacement [37.85](#)
 rate responsive [37.86](#)
 temporary transvenous pacemaker system [37.78](#)
 during and immediately following cardiac surgery [39.64](#)
 carotid sinus [39.8](#)
 diaphragm [34.85](#)
 intracranial - see Implant, neurostimulator, intracranial
 neural-see Implant, neurostimulator,by site
 peripheral nerve -see Implant, neurostimulator, peripheral nerve
 spine -see Implant, neurostimulator,spine
 pancreas (duct) [52.96](#)
 penis, prosthesis (internal)
 inflatable [64.97](#)
 non-inflatable [64.95](#)
 port, vascular access device [86.07](#)
 premaxilla [76.68](#)
 progesterone (subdermal) [99.23](#)
 prosthesis, prosthetic device
 acetabulum (Aufranc-Turner) [81.52](#)
 ankle (total) [81.56](#)

**Implant, implantation---Cont.**

arm (bioelectric) (cineplastic) (kineplastic) [84.44](#)
 breast (Cronin) (Dow-Corning) (Perras-Pappillon) (bilateral) [85.54](#)
 unilateral [85.53](#)
 cochlear [20.96](#)
 channel (single) [20.97](#)
 multiple [20.98](#)
 extremity (bioelectric) (cineplastic) (kineplastic) [84.40](#)
 lower [84.48](#)
 upper [84.44](#)
 fallopian tube (Mulligan hood) (stent) [66.93](#)
 femoral head (Austin-Moore) (bipolar) (Eicher) (Thompson) [81.52](#)
 joint (Swanson type) NEC [81.96](#)
 ankle (total) [81.56](#)
 carpocarpal, carpometacarpal [81.74](#)
 elbow (total) [81.84](#)
 finger [81.71](#)
 hand (metacarpophalangeal) (interphalangeal) [81.71](#)
 hip (partial) [81.52](#)
 total [81.51](#)
 interphalangeal [81.71](#)
 knee (partial) (total) [81.54](#)
 revision [81.55](#)
 metacarpophalangeal [81.71](#)
 shoulder (partial) [81.81](#)
 total [81.80](#)
 toe [81.57](#)
 for hallux valgus repair [77.59](#)
 wrist (partial) [81.74](#)
 total [81.73](#)
 leg (bioelectric) (cineplastic) (kineplastic) [84.48](#)
 outflow tract (heart) (gusset type) in
 pulmonary valvuloplasty [35.26](#)
 total repair of tetralogy of Fallot [35.81](#)
 penis (internal) (non-inflatable) [64.95](#)
 inflatable (internal) [64.97](#)
 skin (dermal regenerative)(matrix) [86.67](#)
 testicular (bilateral) (unilateral) [62.7](#)
 pulsation balloon (phase-shift) [37.61](#)
 pump, infusion [86.06](#)
 radial artery [36.19](#)
 radioactive isotope [92.27](#)
 radium (radon) [92.27](#)
 retinal attachment [14.41](#)
 with buckling [14.41](#)
 Rickham reservoir [02.2](#)
 silicone
 breast (bilateral) [85.54](#)
 unilateral [85.53](#)

Implant, implantation---Cont.

skin (for filling of defect) [86.02](#)
 for augmentation NEC [86.89](#)
 stimoceiver -see Implant, neurostimulator, by site
 sudural
 grids [02.93](#)
 strips [02.93](#)
 Swanson prosthesis (joint) (silastic) NEC [81.96](#)
 carpocarpal, carpometacarpal [81.74](#)
 finger [81.71](#)
 hand (metacarpophalangeal) (interphalangeal) [81.71](#)
 interphalangeal [81.71](#)
 knee (partial) (total) [81.54](#)
 revision [81.55](#)
 metacarpophalangeal [81.71](#)
 toe [81.57](#)
 for hallux valgus repair [77.59](#)
 wrist (partial) [81.74](#)
 total [81.73](#)
 systemic arteries into myocardium (Vineberg type operation) [36.2](#)
 Tandem™ heart [37.68](#)
 testicular prosthesis (bilateral) (unilateral) [62.7](#)
 tissue expander (skin) NEC [86.93](#)
 breast [85.95](#)
 tissue mandril (for vascular graft) [39.99](#)
 with
 blood vessel repair [39.56](#)
 vascular bypass or shunt --see Bypass, vascular
 tooth (bud) (germ) [23.5](#)
 prosthetic [23.6](#)
 umbrella, vena cava [38.7](#)
 ureters into
 bladder [56.74](#)
 intestine [56.71](#)
 external diversion [56.51](#)
 skin [56.61](#)
 urethra
 for repair of urinary stress incontinence
 collagen [59.72](#)
 fat [59.72](#)
 polytef [59.72](#)
 urethral sphincter, artificial (inflatable) [58.93](#)
 urinary sphincter, artificial (inflatable) [58.93](#)
 vascular access device [86.07](#)
 vitreous (silicone) [14.75](#)
 for retinal reattachment [14.41](#)
 with buckling [14.41](#)
 vocal cord(s) (paraglottic) [31.98](#)
Implosion (psychological desensitization) [94.33](#)

Incision (and drainage)

- with
 - exploration -- see Exploration
 - removal of foreign body
 - see Removal, foreign body
- abdominal wall [54.0](#)
- as operative approach -- omit code
- abscess -- see also Incision, by site
- appendix [47.2](#)
 - with appendectomy [47.09](#)
 - laparoscopic [47.01](#)
- extraperitoneal [54.0](#)
- ischiorectal [49.01](#)
- lip [27.0](#)
- omental [54.19](#)
- perianal [49.01](#)
- perigastric [54.19](#)
- perisplenic [54.19](#)
- peritoneal NEC [54.19](#)
 - pelvic (female) [70.12](#)
- retroperitoneal [54.0](#)
- sclera [12.89](#)
- skin [86.04](#)
- subcutaneous tissue [86.04](#)
- subdiaphragmatic [54.19](#)
- subhepatic [54.19](#)
- subphrenic [54.19](#)
- vas deferens [63.6](#)
- adrenal gland [07.41](#)
- alveolus, alveolar bone [24.0](#)
- antecubital fossa [86.09](#)
- anus NEC [49.93](#)
 - fistula [49.11](#)
 - septum [49.91](#)
- appendix [47.2](#)
- artery [38.00](#)
 - abdominal [38.06](#)
 - aorta (arch) (ascending) (descending) [38.04](#)
 - head and neck NEC [38.02](#)
 - intracranial NEC [38.01](#)
 - lower limb [38.08](#)
 - thoracic NEC [38.05](#)
 - upper limb [38.03](#)
- atrium (heart) [37.11](#)
- auditory canal or meatus, external [18.02](#)
- auricle [18.09](#)
- axilla [86.09](#)
- Bartholin's gland or cyst [71.22](#)
- bile duct (with T or Y tube insertion) NEC [51.59](#)
 - common (exploratory) [51.51](#)
 - for
 - relief of obstruction NEC [51.42](#)
 - removal of calculus [51.41](#)
 - for
 - exploration [51.59](#)
 - relief of obstruction [51.49](#)

Incision (and drainage)---Cont.

- bladder [57.19](#)
 - neck (transurethral) [57.91](#)
 - percutaneous suprapubic (closed) [57.17](#)
 - suprapubic NEC [57.18](#)
- blood vessel -- see also Angiotomy [38.00](#)
- bone [77.10](#)
 - alveolus, alveolar [24.0](#)
 - carpals, metacarpals [77.14](#)
 - clavicle [77.11](#)
 - facial [76.09](#)
 - femur [77.15](#)
 - fibula [77.17](#)
 - humerus [77.12](#)
 - patella [77.16](#)
 - pelvic [77.19](#)
 - phalanges (foot) (hand) [77.19](#)
 - radius [77.13](#)
 - scapula [77.11](#)
 - skull [01.24](#)
 - specified site NEC [77.19](#)
 - tarsals, metatarsals [77.18](#)
 - thorax (ribs) (sternum) [77.11](#)
 - tibia [77.17](#)
 - ulna [77.13](#)
 - vertebrae [77.19](#)
- brain [01.39](#)
 - cortical adhesions [02.91](#)
- breast (skin) [85.0](#)
 - with removal of tissue expander [85.96](#)
- bronchus [33.0](#)
- buccal space [27.0](#)
- bulbourethral gland [58.91](#)
- bursa [83.03](#)
 - hand [82.03](#)
 - pharynx [29.0](#)
- carotid body [39.8](#)
- cerebral (meninges) [01.39](#)
 - epidural or extradural space [01.24](#)
 - subarachnoid or subdural space [01.31](#)
- cerebrum [01.39](#)
- cervix [69.95](#)
 - to
 - assist delivery [73.93](#)
 - replace inverted uterus [75.93](#)
- chalazion [08.09](#)
 - with removal of capsule [08.21](#)
- cheek [86.09](#)
- chest wall (for extrapleural drainage) (for removal of foreign body) [34.01](#)
 - as operative approach -- omit code
- common bile duct (for exploration) [51.51](#)
 - for
 - relief of obstruction [51.42](#)
 - removal of calculus [51.41](#)
- common wall between posterior left atrium and coronary sinus (with roofing of resultant defect with patch graft) [35.82](#)

Incision (and drainage)---Cont.

conjunctiva [10.1](#)
 cornea [11.1](#)
 radial (refractive) [11.75](#)
 cranial sinus [01.21](#)
 craniobuccal pouch [07.72](#)
 cul-de-sac [70.12](#)
 cyst
 dentigerous [24.0](#)
 radicular (apical) (periapical) [24.0](#)
 Duhrssen's (cervix, to assist delivery) [73.93](#)
 duodenum [45.01](#)
 ear
 external [18.09](#)
 inner [20.79](#)
 middle [20.23](#)
 endocardium [37.11](#)
 endolymphatic sac [20.79](#)
 epididymis [63.92](#)
 epidural space, cerebral [01.24](#)
 epigastric region [54.0](#)
 intra-abdominal [54.19](#)
 esophagus, esophageal NEC [42.09](#)
 web [42.01](#)
 exploratory -- see Exploration
 extradural space (cerebral) [01.24](#)
 extrapleural [34.01](#)
 eyebrow [08.09](#)
 eyelid [08.09](#)
 margin (trichiasis) [08.01](#)
 face [86.09](#)
 fallopian tube [66.01](#)
 fascia [83.09](#)
 with division [83.14](#)
 hand [82.12](#)
 hand [82.09](#)
 with division [82.12](#)
 fascial compartments, head and neck [27.0](#)
 fistula, anal [49.11](#)
 flank [54.0](#)
 furuncle -- see Incision, by site
 gallbladder [51.04](#)
 gingiva [24.0](#)
 gluteal [86.09](#)
 groin region(abdominal wall)(inguinal) [54.0](#)
 skin [86.09](#)
 subcutaneous tissue [86.09](#)
 gum [24.0](#)
 hair follicles [86.09](#)
 heart [37.10](#)
 valve -- see Valvulotomy
 hematoma -- see also Incision, by site
 axilla [86.04](#)
 broad ligament [69.98](#)
 ear [18.09](#)
 episiotomy site [75.91](#)
 fossa (superficial) NEC [86.04](#)

Incision (and drainage)---Cont.

groin region (abdominal wall)
 (inguinal) [54.0](#)
 skin [86.04](#)
 subcutaneous tissue [86.04](#)
 laparotomy site [54.12](#)
 mediastinum [34.1](#)
 perineum (female) [71.09](#)
 male [86.04](#)
 popliteal space [86.04](#)
 scrotum [61.0](#)
 skin [86.04](#)
 space of Retzius [59.19](#)
 subcutaneous tissue [86.04](#)
 vagina (cuff) [70.14](#)
 episiotomy site [75.91](#)
 obstetrical NEC [75.92](#)
 hepatic ducts [51.59](#)
 hordeolum [08.09](#)
 hygroma -- see also Incision, by site
 cystic [40.0](#)
 hymen [70.11](#)
 hypochondrium [54.0](#)
 intra-abdominal [54.19](#)
 hypophysis [07.72](#)
 iliac fossa [54.0](#)
 infratemporal fossa [27.0](#)
 ingrown nail [86.09](#)
 intestine [45.00](#)
 large [45.03](#)
 small [45.02](#)
 intracerebral [01.39](#)
 intracranial (epidural space) (extradural space) [01.24](#)
 subarachnoid or subdural space [01.31](#)
 intraperitoneal [54.19](#)
 ischiorectal tissue [49.02](#)
 abscess [49.01](#)
 joint structures--see also Arthrotomy [80.10](#)
 kidney [55.01](#)
 pelvis [55.11](#)
 labia [71.09](#)
 lacrimal
 canaliculus [09.52](#)
 gland [09.0](#)
 passage NEC [09.59](#)
 punctum [09.51](#)
 sac [09.53](#)
 larynx NEC [31.3](#)
 ligamentum flavum (spine) -- omit code
 liver [50.0](#)
 lung [33.1](#)
 lymphangioma [40.0](#)
 lymphatic structure (channel) (node) (vessel) [40.0](#)
 mastoid [20.21](#)
 mediastinum [34.1](#)
 meibomian gland [08.09](#)

Incision (and drainage)---Cont.
meninges (cerebral) [01.31](#)
spinal [03.09](#)
midpalmar space [82.04](#)
mouth NEC [27.92](#)
floor [27.0](#)
muscle [83.02](#)
with division [83.19](#)
hand [82.19](#)
hand [82.02](#)
with division [82.19](#)
myocardium [37.11](#)
nailbed or nailfold [86.09](#)
nasolacrimal duct (stricture) [09.59](#)
neck [86.09](#)
nerve (cranial) (peripheral) NEC [04.04](#)
root (spinal) [03.1](#)
nose [21.1](#)
omentum [54.19](#)
orbit -- see also Orbitotomy [16.09](#)
ovary [65.09](#)
laparoscopic [65.01](#)
palate [27.1](#)
palmar space (middle) [82.04](#)
pancreas [52.09](#)
pancreatic sphincter [51.82](#)
endoscopic [51.85](#)
parapharyngeal (oral) (transcervical) [28.0](#)
paronychia [86.09](#)
parotid
gland or duct [26.0](#)
space [27.0](#)
pelvirectal tissue [48.81](#)
penis [64.92](#)
perianal (skin) (tissue) [49.02](#)
abscess [49.01](#)
perigastric [54.19](#)
perineum (female) [71.09](#)
male [86.09](#)
peripheral vessels
lower limb
artery [38.08](#)
vein [38.09](#)
upper limb (artery) (vein) [38.03](#)
periprosthetic tissue [60.81](#)
perirectal tissue [48.81](#)
perirenal tissue [59.09](#)
perisplenic [54.19](#)
peritoneum [54.95](#)
by laparotomy [54.19](#)
pelvic (female) [70.12](#)
male [54.19](#)
periureteral tissue [59.09](#)
periurethral tissue [58.91](#)
perivesical tissue [59.19](#)
petrous pyramid (air cells) (apex)
(mastoid) [20.22](#)

Incision (and drainage)---Cont.
pharynx, pharyngeal (bursa) [29.0](#)
space, lateral [27.0](#)
pilonidal sinus (cyst) [86.03](#)
pineal gland [07.52](#)
pituitary (gland) [07.72](#)
pleura NEC [34.09](#)
popliteal space [86.09](#)
postzygomatic space [27.0](#)
pouch of Douglas [70.12](#)
prostate (perineal approach)
(transurethral approach) [60.0](#)
pterygopalatine fossa [27.0](#)
pulp canal (tooth) [24.0](#)
Rathke's pouch [07.72](#)
rectovaginal septum [48.81](#)
rectum [48.0](#)
stricture [48.91](#)
renal pelvis [55.11](#)
retroperitoneum [54.0](#)
retropharyngeal (oral) (transcervical) [28.0](#)
salivary gland or duct [26.0](#)
sclera [12.89](#)
scrotum [61.0](#)
sebaceous cyst [86.04](#)
seminal vesicle [60.72](#)
sinus -- see Sinusotomy
Skene's duct or gland [71.09](#)
skin [86.09](#)
with drainage [86.04](#)
breast [85.0](#)
cardiac pacemaker pocket, new site [37.79](#)
ear [18.09](#)
nose [21.1](#)
subcutaneous tunnel for pulse generator
lead wire [86.99](#)
with initial procedure - omit code
thalamic stimulator pulse generator
pocket, new site [86.09](#)
with initial insertion of battery package
- omit code
tunnel, subcutaneous for pulse generator
lead wire [86.99](#)
with initial procedure - omit code
skull (bone) [01.24](#)
soft tissue NEC [83.09](#)
with division [83.19](#)
hand [82.19](#)
hand [82.09](#)
with division [82.19](#)
space of Retzius [59.19](#)
spermatic cord [63.93](#)
sphincter of Oddi [51.82](#)
endoscopic [51.85](#)
spinal
cord [03.09](#)
nerve root [03.1](#)
spleen [41.2](#)

Incision (and drainage)---Cont.

stomach [43.0](#)
 styte [08.09](#)
 subarachnoid space, cerebral [01.31](#)
 subcutaneous tissue [86.09](#)
 with drainage [86.04](#)
 tunnel
 esophageal [42.86](#)
 with anastomosis -see Anastomosis,
 esophagus, antesternal
 pulse generator lead wire [86.99](#)
 with initial procedure - omit code
 subdiaphragmatic space [54.19](#)
 subdural space, cerebral [01.31](#)
 sublingual space [27.0](#)
 submandibular space [27.0](#)
 submaxillary [86.09](#)
 with drainage [86.04](#)
 submental space [27.0](#)
 subphrenic space [54.19](#)
 supraclavicular fossa [86.09](#)
 with drainage [86.04](#)
 sweat glands, skin [86.04](#)
 temporal pouches [27.0](#)
 tendon (sheath) [83.01](#)
 with division [83.13](#)
 hand [82.11](#)
 hand [82.01](#)
 with division [82.11](#)
 testis [62.0](#)
 thenar space [82.04](#)
 thymus [07.92](#)
 thyroid (field) (gland) NEC [06.09](#)
 postoperative [06.02](#)
 tongue NEC [25.94](#)
 for tongue tie [25.91](#)
 tonsil [28.0](#)
 trachea NEC [31.3](#)
 tunica vaginalis [61.0](#)
 umbilicus [54.0](#)
 urachal cyst [54.0](#)
 ureter [56.2](#)
 urethra [58.0](#)
 uterus (corpus) [68.0](#)
 cervix [69.96](#)
 for termination of pregnancy [74.91](#)
 septum (congenital) [68.22](#)
 uvula [27.71](#)
 vagina (cuff) (septum) (stenosis) [70.14](#)
 for
 incisional hematoma (episiotomy)
 [75.91](#)
 obstetrical hematoma NEC [75.92](#)
 pelvic abscess [70.12](#)
 vas deferens [63.6](#)
 vein [38.00](#)
 abdominal [38.07](#)
 head and neck NEC [38.02](#)

Incision (and drainage)---Cont.

intracranial NEC [38.01](#)
 lower limb [38.09](#)
 thoracic NEC [38.05](#)
 upper limb [38.03](#)
 vertebral column [03.09](#)
 vulva [71.09](#)
 obstetrical [75.92](#)
 web, esophageal [42.01](#)
Incudectomy NEC [19.3](#)
 with
 stapedectomy--see also
 Stapedectomy [19.19](#)
 tympanoplasty -- see Tympanoplasty
Incudopexy [19.19](#)
Incudostapediopexy [19.19](#)
 with incus replacement [19.11](#)
Indentation, sclera, for buckling
 -- see also Buckling, scleral [14.49](#)
Indicator dilution flow measurement [89.68](#)
Induction
 abortion
 by
 D and C [69.01](#)
 insertion of prostaglandin
 suppository [96.49](#)
 intra-amniotic injection
 (prostaglandin) (saline) [75.0](#)
 labor
 medical [73.4](#)
 surgical [73.01](#)
 intra- and extra-amniotic injection [73.1](#)
 stripping of membranes [73.1](#)
Inflation
 belt wrap [93.99](#)
 Eustachian tube [20.8](#)
 fallopian tube [66.8](#)
 with injection of therapeutic agent [66.95](#)
Infolding, sclera, for buckling
 -- see also Buckling, scleral [14.49](#)
Infraction, turbinates (nasal) [21.62](#)
Infundibulectomy
 hypophyseal -- see also Hypophysectomy,
 partial [07.63](#)
 ventricle (heart) (right) [35.34](#)
 in total repair of tetralogy of Fallot [35.81](#)
Infusion (intra-arterial) (intravenous)
 Abciximab [99.20](#)
 antibiotic
 oxazolidinone class [00.14](#)
 antineoplastic agent(chemotherapeutic)[99.25](#)
 biological response modifier[BRM] [99.28](#)
 high-dose interleukin-2 [00.15](#)
 low-dose interleukin-2 [99.28](#)
 biological response modifier [BRM],
 antineoplastic agent [99.28](#)
 high-dose interleukin-2 [00.15](#)
 low-dose interleukin-2 [99.28](#)

Infusion---Cont.

cancer chemotherapy agent NEC [99.25](#)
 drotrecogin alfa (activated) [00.11](#)
 electrolytes [99.18](#)
 enzymes, thrombolytic (streptokinase)
 (tissue plasminogen activator) (TPA)
 (urokinase)
 direct coronary artery [36.04](#)
 intravenous [99.10](#)
 Eptifibatide [99.20](#)
 GP IIB/IIIa inhibitor [99.20](#)
 hormone substance NEC [99.24](#)
 human B-type natriuretic peptide (hBNP)
 [00.13](#)
 nesiritide [00.13](#)
 neuroprotective agent [99.75](#)
 nimodipine [99.75](#)
 nutritional substance -- see Nutrition
 platelet inhibitor
 direct coronary artery [36.04](#)
 intravenous [99.20](#)
 Proleukin (low-dose) [99.28](#)
 high-dose [00.15](#)
 prophylactic substance NEC [99.29](#)
 radioimmunoconjugate [92.28](#)
 radioimmunotherapy [92.28](#)
 recombinant protein [00.11](#)
 reteplase [99.10](#)
 therapeutic substance NEC [99.29](#)
 thrombolytic agent
 (enzyme)(streptokinase) [99.10](#)
 with percutaneous transluminal
 angioplasty
 coronary (single vessel) [36.02](#)
 multiple vessels [36.05](#)
 non-coronary vessel(s) [39.50](#)
 specified site NEC [39.50](#)
 direct intracoronary artery [36.04](#)
 tirofiban (HCL) [99.20](#)
 vaccine
 tumor [99.28](#)
 vasopressor [00.17](#)
Injection (into) (hypodermically)
 (intramuscularly) (intravenously) (acting
 locally or systemically)
 Actinomycin D, for cancer chemotherapy
 [99.25](#)
 adhesion barrier substance [99.77](#)
 alcohol
 nerve -- see Injection, nerve
 spinal [03.8](#)
 anterior chamber, eye (air) (liquid)
 (medication) [12.92](#)
 antibiotic [99.21](#)
 oxazolidinone class [00.14](#)
 anticoagulant [99.19](#)
 anti-D (Rhesus) globulin [99.11](#)
 antidote NEC [99.16](#)

Injection---Cont.

anti-infective NEC [99.22](#)
 antineoplastic agent (chemotherapeutic)
 NEC [99.25](#)
 biological response modifier [BRM] [99.28](#)
 high-dose interleukin-2 [00.15](#)
 low-dose interleukin-2 [99.28](#)
 antivenin [99.16](#)
 barrier substance, adhesion [99.77](#)
 BCG
 for chemotherapy [99.25](#)
 vaccine [99.33](#)
 biological response modifier [BRM],
 antineoplastic agent [99.28](#)
 high-dose interleukin-2 [00.15](#)
 low-dose interleukin-2 [99.28](#)
 bone marrow [41.92](#)
 transplant --see Transplant, bone, marrow
 breast (therapeutic agent) [85.92](#)
 inert material (silicone) (bilateral) [85.52](#)
 unilateral [85.51](#)
 bursa (therapeutic agent) [83.96](#)
 hand [82.94](#)
 cancer chemotherapeutic agent [99.25](#)
 caudal -- see Injection, spinal
 cortisone [99.23](#)
 costochondral junction [81.92](#)
 dinoprost-tromethine, intra-amniotic [75.0](#)
 disc, intervertebral (herniated) [80.52](#)
 ear, with alcohol [20.72](#)
 electrolytes [99.18](#)
 enzymes, thrombolytic (streptokinase)
 (tissue plasminogen activator) (TPA)
 (urokinase)
 direct coronary artery [36.04](#)
 intravenous [99.10](#)
 epidural, spinal -- see Injection, spinal
 esophageal varices or blood vessel
 (endoscopic) (sclerosing agent) [42.33](#)
 Eustachian tube (inert material) [20.8](#)
 eye (orbit) (retrobulbar) [16.91](#)
 anterior chamber [12.92](#)
 subconjunctival [10.91](#)
 fascia [83.98](#)
 hand [82.96](#)
 gamma globulin [99.14](#)
 ganglion, sympathetic [05.39](#)
 ciliary [12.79](#)
 paravertebral stellate [05.39](#)
 gel, adhesion barrier - see Injection,
 adhesion barrier substance
 globulin
 anti-D (Rhesus) [99.11](#)
 gamma [99.14](#)
 Rh immune [99.11](#)
 heart [37.92](#)
 heavy metal antagonist [99.16](#)
 hemorrhoids (sclerosing agent) [49.42](#)

Injection---Cont.

hormone NEC [99.24](#)
 human B-type natriuretic peptide (hBNP) [00.13](#)
 immune sera [99.14](#)
 inert material -- see Implant, inert material
 inner ear, for destruction [20.72](#)
 insulin [99.17](#)
 intervertebral space for herniated disc [80.52](#)
 intra-amniotic
 for induction of
 abortion [75.0](#)
 labor [73.1](#)
 intrathecal -- see Injection, spinal
 joint (therapeutic agent) [81.92](#)
 temporomandibular [76.96](#)
 kidney (cyst) (therapeutic substance) NEC [55.96](#)
 larynx [31.0](#)
 ligament (joint) (therapeutic substance) [81.92](#)
 liver [50.94](#)
 lung, for surgical collapse [33.32](#)
 Methotrexate, for cancer chemotherapy [99.25](#)
 nerve (cranial) (peripheral) [04.80](#)
 agent NEC [04.89](#)
 alcohol [04.2](#)
 anesthetic for analgesia [04.81](#)
 for operative anesthesia -- omit code
 neurolytic [04.2](#)
 phenol [04.2](#)
 laryngeal (external) (recurrent) (superior) [31.91](#)
 optic [16.91](#)
 sympathetic [05.39](#)
 alcohol [05.32](#)
 anesthetic for analgesia [05.31](#)
 neurolytic agent [05.32](#)
 phenol [05.32](#)
 nesiritide [00.13](#)
 neuroprotective agent [99.75](#)
 nimodipine [99.75](#)
 orbit [16.91](#)
 pericardium [37.93](#)
 peritoneal cavity
 air [54.96](#)
 locally-acting therapeutic substance [54.97](#)
 platelet inhibitor
 direct coronary artery [36.04](#)
 intravenous [99.20](#)
 prophylactic substance NEC [99.29](#)
 prostate [60.92](#)
 radioimmunoconjugate [92.28](#)
 radioimmunotherapy [92.28](#)

Injection---Cont.

radioisotopes (intracavitary) (intravenous) [92.28](#)
 renal pelvis (cyst) [55.96](#)
 retrolubar (therapeutic substance) [16.91](#)
 for anesthesia -- omit code
 Rh immune globulin [99.11](#)
 RhoGAM [99.11](#)
 sclerosing agent NEC [99.29](#)
 esophageal varices (endoscopic) [42.33](#)
 hemorrhoids [49.42](#)
 pleura [34.92](#)
 treatment of malignancy (cytotoxic agent) [34.92](#) [[99.25](#)]
 with tetracycline [34.92](#) [[99.21](#)]
 varicose vein [39.92](#)
 vein NEC [39.92](#)
 semicircular canals, for destruction [20.72](#)
 silicone -- see Implant, inert material
 skin (sclerosing agent) (filling material) [86.02](#)
 soft tissue [83.98](#)
 hand [82.96](#)
 spinal (canal) NEC [03.92](#)
 alcohol [03.8](#)
 anesthetic agent for analgesia [03.91](#)
 for operative anesthesia -- omit code
 contrast material (for myelogram) [87.21](#)
 destructive agent NEC [03.8](#)
 neurolytic agent NEC [03.8](#)
 phenol [03.8](#)
 proteolytic enzyme (chymodiactin) (chymopapain) [80.52](#)
 saline (hypothermic) [03.92](#)
 steroid NEC [03.92](#)
 spinal nerve root (intrathecal)
 -- see Injection, spinal
 steroid NEC [99.23](#)
 subarachnoid, spinal -- see Injection, spinal
 subconjunctival [10.91](#)
 tendon [83.97](#)
 hand [82.95](#)
 testis [62.92](#)
 therapeutic agent NEC [99.29](#)
 thoracic cavity [34.92](#)
 thrombolytic agent (enzyme)(streptokinase) [99.10](#)
 with percutaneous transluminal angioplasty
 coronary (single vessel) [36.02](#)
 multiple vessels [36.05](#)
 non coronary vessels [39.50](#)
 specified site NEC [39.50](#)
 direct intracoronary artery [36.04](#)
 trachea [31.94](#)
 tranquilizer [99.26](#)
 tunica vaginalis (with aspiration) [61.91](#)
 tympanum [20.94](#)
 urethra (inert material)
 for repair of urinary stress incontinence

Injection---Cont.

- collagen implant [59.72](#)
- endoscopic injection of implant [59.72](#)
- fat implant [59.72](#)
- polytef implant [59.72](#)
- vaccine
 - tumor [99.28](#)
- varices, esophagus (endoscopic)
 - (sclerosing agent) [42.33](#)
- varicose vein (sclerosing agent) [39.92](#)
- esophagus (endoscopic) [42.33](#)
- vestibule, for destruction [20.72](#)
- vitreous substitute (silicone) [14.75](#)
- for reattachment of retina [14.59](#)
- vocal cords [31.0](#)

Inlay, tooth [23.3](#)

Inoculation

- antitoxins --see Administration, antitoxins
- toxoids -- see Administration, toxoids
- vaccine -- see Administration, vaccine

Insemination, artificial [69.92](#)

Insertion

- airway
 - esophageal obturator [96.03](#)
 - nasopharynx [96.01](#)
 - oropharynx [96.02](#)
- Allen-Brown cannula [39.93](#)
- arch bars (orthodontic) [24.7](#)
- for immobilization (fracture) [93.55](#)
- atrial septal umbrella [35.52](#)
- Austin-Moore prosthesis [81.52](#)
- affle, heart (atrial) (interatrial) (intra-atrial) [35.91](#)
- bag, cervix (nonobstetrical) [67.0](#)
- after delivery or abortion [75.8](#)
- to assist delivery or induce labor [73.1](#)
- Baker's (tube) (for stenting) [46.85](#)
- balloon
 - gastric [44.93](#)
 - heart (pulsation-type) (Kantrowitz) [37.61](#)
 - intestine (for decompression)
 - (for dilation) [46.85](#)
- band (adjustable)
 - gastric, laparoscopic [44.95](#)
 - Lap-Band™ [44.95](#)
- Barton's tongs (skull) (with synchronous skeletal traction) [02.94](#)
- bipolar endoprosthesis (femoral head) [81.52](#)
- Blakemore-Sengstaken tube [96.06](#)
- bone growth stimulator (invasive)
 - (percutaneous) (semi-invasive)
 - see category [78.9](#)
- bone morphogenetic protein
 - (recombinant) (rhBMP) [84.52](#)
- bone void filler [84.55](#)
- that with kyphoplasty [81.66](#)
- that with vertebroplasty [81.65](#)

Insertion---Cont.

- bougie, cervix, nonobstetrical [67.0](#)
- to assist delivery or induce labor [73.1](#)
- breast implant (for augmentation) (bilateral) [85.54](#)
- unilateral [85.53](#)
- bridge (dental) (fixed) [23.42](#)
- removable [23.43](#)
- bubble (balloon), stomach [44.93](#)
- caliper tongs (skull) (with synchronous skeletal traction) [02.94](#)
- cannula
 - Allen-Brown [39.93](#)
 - for extracorporeal membrane oxygenation (ECMO) -- omit code
 - nasal sinus (by puncture) [22.01](#)
 - through natural ostium [22.02](#)
 - pancreatic duct [52.92](#)
 - endoscopic [52.93](#)
 - vessel to vessel [39.93](#)
- cardiac resynchronization device
- defibrillator (CRT-D) (total system) [00.51](#)
- left ventricular coronary venous lead
 - only [00.52](#)
 - pulse generator only [00.54](#)
- pacemaker (CRT-P) (total system) [00.50](#)
- left ventricular coronary venous lead
 - only [00.52](#)
 - pulse generator only [00.53](#)
- carotid artery stent(s)(stent graft) [\(00.63\)](#)
- catheter
 - abdomen of fetus, for intrauterine transfusion [75.2](#)
 - anterior chamber (eye), for permanent drainage
 - (glaucoma) [12.79](#)
 - artery [38.91](#)
 - bile duct(s) [51.59](#)
 - common [51.51](#)
 - endoscopic [51.87](#)
 - endoscopic [51.87](#)
 - bladder, indwelling [57.94](#)
 - suprapubic [57.18](#)
 - percutaneous (closed) [57.17](#)
 - bronchus [96.05](#)
 - with lavage [96.56](#)
 - central venous NEC [38.93](#)
 - for
 - hemodialysis [38.95](#)
 - pressure monitoring [89.62](#)
 - peripherally inserted central catheter (PICC) [38.93](#)
 - chest [34.04](#)
 - revision (with lysis of adhesions) [34.04](#)
 - esophagus (nonoperative) [96.06](#)
 - permanent tube [42.81](#)
 - intercostal (with water seal), for drainage [34.04](#)

Insertion---Cont.

revision(with lysis of adhesions) [34.04](#)
 spinal canal space (epidural)
 (subarachnoid) (subdural) for
 infusion of therapeutic or palliative
 substances [03.90](#)
 Swan-Ganz (pulmonary) [89.64](#)
 transtracheal for oxygenation [31.99](#)
 vein NEC [38.93](#)
 for renal dialysis [38.95](#)
 chest tube [34.04](#)
 choledochohepatic tube (for
 decompression) [51.43](#)
 endoscopic [51.87](#)
 cochlear prosthetic device -- see Implant,
 cochlear prosthetic device
 contraceptive device (intrauterine) [69.7](#)
 cordis cannula [54.98](#)
 coronary (artery)
 stent, drug-eluting [36.07](#)
 stent, non-drug-eluting [36.06](#)
 Crosby-Cooney button [54.98](#)
 CRT-D (cardiac resynchronization
 defibrillator) [00.51](#)
 left ventricular coronary venous lead
 only [00.52](#)
 pulse generator only [00.54](#)
 CRT-P (cardiac resynchronization
 pacemaker) [00.50](#)
 left ventricular coronary venous lead
 only [00.52](#)
 pulse generator only [00.53](#)
 Crutchfield tongs (skull) (with synchronous
 skeletal traction) [02.94](#)
 Davidson button [54.98](#)
 denture (total) [99.97](#)
 device
 adjustable gastric band and port [44.95](#)
 Lap-Band™ [44.95](#)
 left atrial appendage [37.90](#)
 left atrial filter [37.90](#)
 left atrial occluder [37.90](#)
 vascular access [86.07](#)
 diaphragm, vagina [96.17](#)
 drainage tube
 kidney [55.02](#)
 pelvis [55.12](#)
 renal pelvis [55.12](#)
 elbow prosthesis (total) [81.84](#)
 revision [81.97](#)
 electrode(s)
 bone growth stimulator (invasive)
 (percutaneous) (semi-invasive)
 -- see category [78.9](#)
 brain [02.93](#)
 depth [02.93](#)
 foramen ovale [02.93](#)
 sphenoidal [02.96](#)

Insertion---Cont.

depth [02.93](#)
 foramen ovale [02.93](#)
 heart (initial) (transvenous) [37.70](#)
 atrium (initial) [37.73](#)
 replacement [37.76](#)
 atrium and ventricle (initial) [37.72](#)
 replacement [37.76](#)
 epicardium (sternotomy or
 thoracotomy approach) [37.74](#)
 left ventricular coronary venous
 system [00.52](#)
 temporary transvenous pacemaker
 system [37.78](#)
 during and immediately following
 cardiac surgery [39.64](#)
 ventricle (initial) [37.71](#)
 replacement [37.76](#)
 intracranial [02.93](#)
 osteogenic (for bone growth
 stimulation) -- see category [78.9](#)
 peripheral nerve [04.92](#)
 sacral nerve [04.92](#)
 sphenoidal [02.96](#)
 spine [03.93](#)
 electroencephalographic receiver -- see
 Implant, electroencephalographic
 receiver, by site
 electronic stimulator -- see Implant,
 electronic stimulator, by site
 electrostimulator -- see Implant, electronic
 stimulator, by site
 endograft(s), endovascular graft(s)
 endovascular, head and neck
 vessels [39.72](#)
 endovascular, other vessels (for
 aneurysm) [39.79](#)
 endoprosthesis
 bile duct [51.87](#)
 femoral head (bipolar) [81.52](#)
 pancreatic duct [52.93](#)
 epidural pegs [02.93](#)
 external fixation device (bone)
 -- see category [78.1](#)
 facial bone implant (alloplastic)
 (synthetic) [76.92](#)
 filling material, skin (filling of defect) [86.02](#)
 filter
 vena cava (inferior) (superior)
 (transvenous) [38.7](#)
 fixator, mini device (bone)
 -- see category [78.1](#)
 frame (stereotactic)
 for radiosurgery [93.59](#)
 Gardner Wells tongs (skull) (with
 synchronous skeletal traction) [02.94](#)
 gastric bubble (balloon) [44.93](#)
 globe, into eye socket [16.69](#)

Insertion---Cont.

Greenfield filter [38.7](#)
 halo device (skull) (with synchronous skeletal traction) [02.94](#)
 Harrington rod -- see also Fusion, spinal, by level
 with dorsal, dorsolumbar fusion [81.05](#)
 Harris pin [79.15](#)
 heart
 assist system - see Implant, heart assist system
 circulatory assist system - see Implant, heart assist system
 pacemaker -- see Insertion, pacemaker, cardiac
 pump (Kantrowitz) [37.62](#)
 valve -- see Replacement, heart valve
 hip prosthesis (partial) [81.52](#)
 revision [81.53](#)
 total [81.51](#)
 revision [81.53](#)
 Holter valve [02.2](#)
 Hufnagel valve -- see Replacement, heart valve
 implant -- see Insertion, prosthesis
 infusion pump [86.06](#)
 interbody spinal fusion device [84.51](#)
 intercostal catheter (with water seal) for drainage [34.04](#)
 intra-arterial blood gas monitoring system [89.60](#)
 intrauterine
 contraceptive device [69.7](#)
 radium (intracavitary) [69.91](#)
 tamponade (nonobstetric) [69.91](#)
 Kantrowitz
 heart pump [37.62](#)
 pulsation balloon (phase-shift) [37.61](#)
 keratoprosthesis [11.73](#)
 King-Mills umbrella device (heart) [35.52](#)
 Kirschner wire [93.44](#)
 with reduction of fracture or dislocation -- see Reduction, fracture and
 Reduction, dislocation
 Lap-Band™ [44.95](#)
 laminaria, cervix [69.93](#)
 larynx, valved tube [31.75](#)
 leads -- see Insertion, electrode(s)
 lens, prosthetic (intraocular) [13.70](#)
 with cataract extraction, one-stage [13.71](#)
 secondary (subsequent to cataract extraction) [13.72](#)
 limb lengthening device, internal, NOS [84.54](#)
 with kinetic distraction [84.53](#)
 loop recorder [86.09](#)

Insertion---Cont.

metal staples into epiphyseal plate -- see also Stapling, epiphyseal plate [78.20](#)
 minifixator device (bone)
 -- see category [78.1](#)
 Mobitz-Uddin umbrella, vena cava [38.7](#)
 mold, vagina [96.15](#)
 Moore (cup) [81.52](#)
 myringotomy device (button) (tube) [20.01](#)
 with intubation [20.01](#)
 nasobiliary drainage tube(endoscopic)[51.86](#)
 nasogastric tube
 for
 decompression, intestinal [96.07](#)
 feeding [96.6](#)
 naso-intestinal tube [96.08](#)
 nasolacrimal tube or stent [09.44](#)
 nasopancreatic drainage tube (endoscopic) [52.97](#)
 neuropacemaker -- see Implant, neurostimulator, by site
 neurostimulator -- see Implant, neurostimulator, by site
 non-coronary vessel
 stent(s) (stent graft)
 with angioplasty or atherectomy [39.50](#)
 with bypass -- omit code
 basilar [00.64](#)
 carotid [00.63](#)
 extracranial [00.64](#)
 intracranial [00.65](#)
 peripheral [39.90](#)
 bare, drug-coated [39.90](#)
 drug-eluting [00.55](#)
 vertebral [00.64](#)
 non-invasive (transcutaneous) (surface) stimulator [99.86](#)
 obturator (orthodontic) [24.7](#)
 ocular implant
 with synchronous
 enucleation [16.42](#)
 with muscle attachment to implant [16.41](#)
 evisceration [16.31](#)
 following or secondary to
 enucleation [16.61](#)
 evisceration [16.61](#)
 Ommaya reservoir [02.2](#)
 orbital implant (stent) (outside muscle cone) [16.69](#)
 with orbitotomy [16.02](#)
 orthodontic appliance (obturator) (wiring) [24.7](#)
 outflow tract prosthesis (gusset type) (heart) in
 pulmonary valvuloplasty [35.26](#)
 total repair of tetralogy of Fallot [35.81](#)
 pacemaker

Insertion---Cont.

brain - see Implant, neurostimulator, brain
 cardiac (device) (initial) (permanent) (replacement) [37.80](#)
 dual-chamber device (initial) [37.83](#)
 replacement [37.87](#)
 during and immediately following cardiac surgery [39.64](#)
 resynchronization (CRT-P) (device) device only (initial) (replacement) [00.53](#)
 total system [00.50](#)
 transvenous lead into left ventricular coronary venous system [00.52](#)
 single-chamber device (initial) [37.81](#)
 rate responsive [37.82](#)
 replacement [37.85](#)
 rate responsive [37.86](#)
 temporary transvenous pacemaker system [37.78](#)
 during and immediately following cardiac surgery [39.64](#)
 carotid [39.8](#)
 heart--see Insertion, pacemaker, cardiac
 intracranial - see Implant, neurostimulator, intracranial
 neural - see Implant, neurostimulator, by site
 peripheral nerve - see Implant, neurostimulator, peripheral nerve
 spine - see Implant, neurostimulator, spine
 pacing catheter --see Insertion, pacemaker, cardiac
 pack
 auditory canal, external [96.11](#)
 cervix (nonobstetrical) [67.0](#)
 after delivery or abortion [75.8](#)
 to assist delivery or induce labor [73.1](#)
 rectum [96.19](#)
 sella turcica [07.79](#)
 vagina (nonobstetrical) [96.14](#)
 after delivery or abortion [75.8](#)
 palatal implant [27.64](#)
 penile prosthesis (non-inflatable) (internal) [64.95](#)
 inflatable (internal) [64.97](#)
 periodontal splint (orthodontic) [24.7](#)
 peripheral blood vessel -- see non-coronary
 pessary
 cervix [96.18](#)
 to assist delivery or induce labor [73.1](#)
 vagina [96.18](#)
 pharyngeal valve, artificial [31.75](#)
 port, vascular access [86.07](#)
 prostaglandin suppository (for abortion) [96.49](#)

Insertion---Cont.

prosthesis, prosthetic device
 acetabulum (partial) [81.52](#)
 revision [81.53](#)
 ankle (total) [81.56](#)
 arm (bioelectric) (cineplastic) (kineplastic) [84.44](#)
 biliary tract [51.99](#)
 breast (bilateral) [85.54](#)
 unilateral [85.53](#)
 chin (polyethylene) (silastic) [76.68](#)
 elbow (total) [81.84](#)
 revision [81.97](#)
 extremity (bioelectric) (cineplastic) (kineplastic) [84.40](#)
 lower [84.48](#)
 upper [84.44](#)
 fallopian tube [66.93](#)
 femoral head (Austin-Moore) (bipolar) (Eicher) (Thompson) [81.52](#)
 hip (partial) [81.52](#)
 revision [81.53](#)
 total [81.51](#)
 revision [81.53](#)
 joint -- see Arthroplasty
 knee (partial) (total) [81.54](#)
 revision [81.55](#)
 leg (bioelectric) (cineplastic) (kineplastic) [84.48](#)
 ocular (secondary) [16.61](#)
 with orbital exenteration [16.42](#)
 outflow tract (gusset type) (heart) in
 pulmonary valvuloplasty [35.26](#)
 total repair of tetralogy of Fallot [35.81](#)
 penis (internal) (noninflatable) [64.95](#)
 with
 construction [64.43](#)
 reconstruction [64.44](#)
 inflatable (internal) [64.97](#)
 Rosen (for urinary incontinence) [59.79](#)
 shoulder
 partial [81.81](#)
 revision [81.97](#)
 total [81.80](#)
 spine
 artificial disc, NOS [84.60](#)
 cervical [84.62](#)
 nucleus [84.61](#)
 partial [84.61](#)
 total [84.62](#)
 lumbar, lumbosacral [84.65](#)
 nucleus [84.64](#)
 partial [84.64](#)
 total [84.65](#)
 thoracic (partial)(total) [84.63](#)
 other device [84.59](#)

Insertion---Cont.

- testicular (bilateral) (unilateral) [62.7](#)
- toe [81.57](#)
 - hallux valgus repair [77.59](#)
- pseudophakos -- see also Insertion, lens [13.70](#)
- pump, infusion [86.06](#)
- radioactive isotope [92.27](#)
- radium [92.27](#)
- radon seeds [92.27](#),
- Reuter bobbin (with intubation) [20.01](#)
- Rickham reservoir [02.2](#)
- Rosen prosthesis (for urinary incontinence) [59.79](#)
- Scribner shunt [39.93](#)
- Sengstaken-Blakemore tube [96.06](#)
- sensor
 - intra-arterial, for continuous blood gas monitoring [89.60](#)
- sieve, vena cava [38.7](#)
- skeletal muscle stimulator [83.92](#)
- skull
 - plate [02.05](#)
 - stereotactic frame [93.59](#)
 - tongs (Barton) (caliper) (Garder Wells) (Vinke) (with synchronous skeletal traction) [02.94](#)
- spacer (cement) in joint -see category [80.0](#)
- spine [84.51](#)
- sphenoidal electrodes [02.96](#)
- spine
 - bone void filler
 - that with kyphoplasty [81.66](#)
 - that with vertebroplasty [81.65](#)
 - cage (BAK) [84.51](#)
 - interbody spinal fusion device [84.51](#)
 - spacer [84.51](#)
- Spitz-Holter valve [02.2](#)
- Steinmann pin [93.44](#)
 - with reduction of fracture or dislocation -- see Reduction, fracture and Reduction, dislocation
- stent(s) (stent graft)
 - artery (bare) (bonded) (drug coated) (non-drug-eluting)
 - basilar [00.64](#)
 - carotid [00.63](#)
 - cerebrovascular
 - cerebral (intracranial) [00.65](#)
 - precerebral (extracranial) [00.64](#)
 - carotid [00.63](#)
 - coronary (bare) (bonded) (drug coated) (non-drug-eluting) [36.06](#)
 - drug-eluting [36.07](#)
 - extracranial [00.64](#)
 - carotid [00.63](#)
 - intracranial [00.65](#)

Insertion---Cont.

- non-coronary vessel
 - basilar [00.64](#)
 - carotid [00.63](#)
 - extracranial [00.64](#)
 - intracranial [00.65](#)
 - peripheral [39.90](#)
 - bare, drug-coated [39.90](#)
 - drug-eluting [00.55](#)
 - vertebral [00.64](#)
 - bile duct [51.43](#)
 - endoscopic [51.87](#)
 - percutaneous transhepatic [51.98](#)
 - coronary (artery)(bare) (bonded) (drug coated) (non-drug-eluting) [36.06](#)
 - drug-eluting [36.07](#)
 - esophagus (endoscopic) (fluoroscopic) [42.81](#)
 - non-coronary vessel
 - with angioplasty or atherectomy [39.50](#)
 - with bypass -- omit code
 - basilar [00.64](#)
 - carotid [00.63](#)
 - extracranial [00.64](#)
 - intracranial [00.65](#)
 - peripheral [39.90](#)
 - bare, drug-coated [39.90](#)
 - drug-eluting [00.55](#)
 - vertebral [00.64](#)
 - pancreatic duct [52.92](#)
 - endoscopic [52.93](#)
 - peripheral vessel [39.90](#)
 - bare, drug-coated [39.90](#)
 - drug-eluting [00.55](#)
 - precerebral [00.64](#)
 - subclavian [39.90](#)
 - bare, drug-coated [39.90](#)
 - drug-eluting [00.55](#)
 - tracheobronchial [96.05](#)
 - vertebral [00.64](#)
- stimoceiver -- see Implant, neurostimulator, by site
- stimulator for bone growth -- see category [78.9](#)
- subdural
 - grids [02.93](#)
 - strips [02.93](#)
- suppository
 - prostaglandin (for abortion) [96.49](#)
 - vagina [96.49](#)
- Swan-Ganz catheter (pulmonary) [89.64](#)
- tampon
 - esophagus [96.06](#)
 - uterus [69.91](#)
 - vagina [96.14](#)
 - after delivery or abortion [75.8](#)
- Tandem™ heart [37.68](#)

**Insertion---Cont.**

testicular prosthesis (bilateral) (unilateral) [62.7](#)
 tissue expander (skin) NEC [86.93](#)
 breast [85.95](#)
 tissue mandril (peripheral vessel) (Dacron) (Spark's type) [39.99](#)
 with
 blood vessel repair [39.56](#)
 vascular bypass or shunt
 -- see Bypass, vascular
 tongs, skull (with synchronous skeletal traction) [02.94](#)
 totally implanted device for bone growth (invasive) -- see category [78.9](#)
 tube -- see also Catheterization and Intubation
 bile duct [51.43](#)
 endoscopic [51.87](#)
 chest [34.04](#)
 revision (with lysis of adhesions) [34.04](#)
 endotracheal [96.04](#)
 esophagus (nonoperative) (Sengstaken) [96.06](#)
 permanent (silicone) (Souttar) [42.81](#)
 feeding
 esophageal [42.81](#)
 gastric [96.6](#)
 nasogastric [96.6](#)
 gastric
 by gastrostomy -- see category [43.1](#)
 for
 decompression, intestinal [96.07](#)
 feeding [96.6](#)
 intercostal(with water seal),for drainage [34.04](#)
 revision(with lysis of adhesions) [34.04](#)
 Miller-Abbott (for intestinal decompression) [96.08](#)
 nasobiliary (drainage) [51.86](#)
 nasogastric (for intestinal decompression) NEC [96.07](#)
 naso-intestinal [96.08](#)
 nasopancreatic drainage (endoscopic) [52.97](#)
 pancreatic duct [52.92](#)
 endoscopic [52.93](#)
 rectum [96.09](#)
 stomach (nasogastric) (for intestinal decompression) NEC [96.07](#)
 for feeding [96.6](#)
 tracheobronchial [96.05](#)
 umbrella device
 atrial septum (King-Mills) [35.52](#)
 vena cava (Mobitz-Uddin) [38.7](#)
 ureteral stent (transurethral) [59.8](#)
 with ureterotomy [59.8](#) [[56.2](#)]

Insertion---Cont.

urinary sphincter, artificial (AUS) (inflatable) [58.93](#)
 vaginal mold [96.15](#)
 valve
 Holter [02.2](#)
 Hufnagel -- see Replacement, heart valve
 pharyngeal (artificial) [31.75](#)
 Spitz-Holter [02.2](#)
 vas deferens [63.95](#)
 vascular access device,totally implantable [86.07](#)
 vena cava sieve or umbrella [38.7](#)
 Vinke tongs (skull) (with synchronous skeletal traction) [02.94](#)

Instillation

bladder [96.49](#)
 digestive tract, except gastric gavage [96.43](#)
 genitourinary NEC [96.49](#)
 radioisotope (intracavitary) (intravenous) [92.28](#)

Insufflation

Eustachian tube [20.8](#)
 fallopian tube (air) (dye) (gas) (saline) [66.8](#)
 for radiography
 -- see Hysterosalpingography
 therapeutic substance [66.95](#)
 lumbar retroperitoneal, bilateral [88.15](#)

Intercricothyroidotomy (for assistance in breathing) [31.1](#)**Intermittent positive pressure breathing** (IPPB) [93.91](#)**Interposition operation**

esophageal reconstruction (intrathoracic) (retrosteral) NEC -- see also Anastomosis, esophagus, with, interposition [42.58](#)
 antesternal or antethoracic NEC -- see also Anastomosis, esophagus, antesternal, with, interposition [42.68](#)
 uterine suspension [69.21](#)

Interrogation

cardioverter-defibrillator, automatic (AICD) with NIPS (arrhythmia induction) [37.26](#)
 interrogation only (bedside device check) [89.49](#)
 CRT-D(cardiac resynchronization defibrillator) with NIPS (arrhythmia induction) [37.26](#)
 interrogation only(bedside device check) [89.49](#)
 CRT-P (cardiac resynchronization pacemaker) with NIPS (arrhythmia induction) [37.26](#)
 interrogation only(bedside device check) [89.45](#)
 pacemaker
 with NIPS (arrhythmia induction) [37.26](#)
 interrogation only(bedside device check) [89.45](#)

Interruption

vena cava (inferior) (superior) [38.7](#)

Interview (evaluation) (diagnostic)

medical, except psychiatric [89.05](#)
 brief (abbreviated history) [89.01](#)
 comprehensive (history and evaluation
 of new problem) [89.03](#)
 limited (interval history) [89.02](#)
 specified type NEC [89.04](#)
 psychiatric NEC [94.19](#)
 follow-up [94.19](#)
 initial [94.19](#)
 pre-commitment [94.13](#)

Intimectomy [38.10](#)

abdominal [38.16](#)
 aorta (arch) (ascending) (descending) [38.14](#)
 head and neck NEC [38.12](#)
 intracranial NEC [38.11](#)
 lower limb [38.18](#)
 thoracic NEC [38.15](#)
 upper limb [38.13](#)

Introduction

orthodontic appliance [24.7](#)
 therapeutic substance (acting locally or
 systemically) NEC [99.29](#)
 bursa [83.96](#)
 hand [82.94](#)
 fascia [83.98](#)
 hand [82.96](#)
 heart [37.92](#)
 joint [81.92](#)
 temporomandibular [76.96](#)
 ligament (joint) [81.92](#)
 pericardium [37.93](#)
 soft tissue NEC [83.98](#)
 hand [82.96](#)
 tendon [83.97](#)
 hand [82.95](#)
 vein [39.92](#)

Intubation -- see also Catheterization and

Insertion
 bile duct(s) [51.59](#)
 common [51.51](#)
 endoscopic [51.87](#)
 endoscopic [51.87](#)
 esophagus (nonoperative) (Sengstaken) [96.06](#)
 permanent tube (silicone) (Souttar) [42.81](#)
 Eustachian tube [20.8](#)
 intestine (for decompression) [96.08](#)
 lacrimal for
 dilation [09.42](#)
 tear drainage, intranasal [09.81](#)
 larynx [96.05](#)
 nasobiliary (drainage) [51.86](#)
 nasogastric
 for
 decompression, intestinal [96.07](#)
 feeding [96.6](#)

Intubation ---Cont.

naso-intestinal [96.08](#)
 nasolacrimal (duct) (with irrigation) [09.44](#)
 nasopancreatic drainage (endoscopic) [52.97](#)
 respiratory tract NEC [96.05](#)
 small intestine (Miller-Abbott) [96.08](#)
 stomach (nasogastric) (for intestinal
 decompression) NEC [96.07](#)
 for feeding [96.6](#)
 trachea [96.04](#)
 ventriculocisternal [02.2](#)

Invagination, diverticulum

gastric [44.69](#)
 laparoscopic [44.68](#)
 pharynx [29.59](#)
 stomach [44.69](#)
 laparoscopic [44.68](#)

Inversion

appendix [47.99](#)
 diverticulum
 gastric [44.69](#)
 laparoscopic [44.68](#)
 intestine
 large [45.49](#)
 endoscopic [45.43](#)
 small [45.34](#)
 stomach [44.69](#)
 laparoscopic [44.68](#)
 tunica vaginalis [61.49](#)

Ionization, medical [99.27](#)

Iontherapy [99.27](#)

Iontophoresis [99.27](#)

Iridectomy (basal) (buttonhole) (optical)

(peripheral) (total) [12.14](#)
 with
 capsulectomy [13.65](#)
 cataract extraction -- see Extraction,
 cataract
 filtering operation (for glaucoma) NEC [12.65](#)
 scleral
 fistulization [12.65](#)
 thermocauterization [12.62](#)
 trephination [12.61](#)

Iridencleisis [12.63](#)

Iridesis [12.63](#)

Irido-capsulectomy [13.65](#)

Iridocyclectomy [12.44](#)

Iridocystectomy [12.42](#)

Iridodesis [12.63](#)

Iridoplasty NEC [12.39](#)

Iridosclerectomy [12.65](#)

Iridosclerotomy [12.69](#)

Iridotaxis [12.63](#)

Iridotomy [12.12](#)

by photocoagulation [12.12](#)
 with transfixion [12.11](#)
 for iris bombé [12.11](#)
 specified type NEC [12.12](#)

**Iron lung** [93.99](#)**Irradiation**gamma, stereotactic [92.32](#)**Irrigation**anterior chamber (eye) [12.91](#)bronchus NEC [96.56](#)canaliculus [09.42](#)

catheter

ureter [96.46](#)urinary, indwelling NEC [96.48](#)vascular [96.57](#)ventricular [02.41](#)wound [96.58](#)cholecystostomy [96.41](#)cornea [96.51](#)with removal of foreign body [98.21](#)corpus cavernosum [64.98](#)cystostomy [96.47](#)ear (removal of cerumen) [96.52](#)enterostomy [96.36](#)eye [96.51](#)with removal of foreign body [98.21](#)gastrostomy [96.36](#)

lacrimal

canaliculi [09.42](#)punctum [09.41](#)muscle [83.02](#)hand [82.02](#)

nasal

passages [96.53](#)sinus [22.00](#)**Irrigation**---*Cont.*nasolacrimal duct [09.43](#)with insertion of tube or stent [09.44](#)nephrostomy [96.45](#)peritoneal [54.25](#)pyelostomy [96.45](#)rectal [96.39](#)stomach [96.33](#)tendon (sheath) [83.01](#)hand [82.01](#)trachea NEC [96.56](#)traumatic cataract [13.3](#)

tube

biliary NEC [96.41](#)nasogastric NEC [96.34](#)pancreatic [96.42](#)ureterostomy [96.46](#)ventricular shunt [02.41](#)wound (cleaning) NEC [96.59](#)**Irving operation** (tubal ligation) [66.32](#)**Irwin operation** -- see also Osteotomy [77.30](#)**Ischiectomy** (partial) [77.89](#)total [77.99](#)**Ischiopubiotomy** [77.39](#)**Isolation**after contact with infectious disease [99.84](#)ileal loop [45.51](#)

intestinal segment or pedicle flap

large [45.52](#)small [45.51](#)**Isthmectomy, thyroid**-- see also Thyroidectomy, partial [06.39](#)

J

Jaboulay operation
 (gastroduodenostomy) [44.39](#)
 laparoscopic [44.38](#)
Janeway operation (permanent
 gastrostomy) [43.19](#)
Jatene operation (arterial switch) [35.84](#)
Jejunectomy [45.62](#)
Jejunocecostomy [45.93](#)
Jejunocholecystostomy [51.32](#)
Jejunocolostomy [45.93](#)
Jejunostomy [45.91](#)
Jejunoleostomy [45.91](#)
Jejunojejunostomy [45.91](#)
Jejunopexy [46.61](#)
Jejunorrhaphy [46.73](#)
Jejunostomy (feeding) [46.39](#)
 delayed opening [46.31](#)
 loop [46.01](#)
 percutaneous (endoscopic) (PEJ) [46.32](#)
 revision [46.41](#)

Jejunotomy [45.02](#)
Johanson operation (urethral
 reconstruction) [58.46](#)
Jones operation
 claw toe (transfer of extensor hallucis
 longus tendon) [77.57](#)
 modified (with arthrodesis) [77.57](#)
 dacryocystorhinostomy [09.81](#)
 hammer toe (interphalangeal fusion) [77.56](#)
 modified (tendon transfer with
 arthrodesis) [77.57](#)
 repair of peroneal tendon [83.88](#)
Joplin operation (exostectomy with tendon
 transfer) [77.53](#)

K

- Kader operation** (temporary gastrostomy) [43.19](#)
- Kasai portoenterostomy** [51.37](#)
- Kaufman operation** (for urinary stress incontinence) [59.79](#)
- Kazanjiian operation** (buccal vestibular sulcus extension) [24.91](#)
- Kehr operation** (hepatopexy) [50.69](#)
- Keller operation** (bunionectomy) [77.59](#)
- Kelly (-Kennedy) operation** (urethrovessical plication) [59.3](#)
- Kelly-Stoeckel operation** (urethrovessical plication) [59.3](#)
- Kelotomy** [53.9](#)
- Keratotomy** (complete) (partial) (superficial) [11.49](#)
for pterygium [11.39](#)
with corneal graft [11.32](#)
- Keratocentesis** (for hyphema) [12.91](#)
- Keratomileusis** [11.71](#)
- Keratophakia** [11.72](#)
- Keratoplasty** (tectonic) (with autograft) (with homograft) [11.60](#)
lamellar (nonpenetrating) (with homograft) [11.62](#)
with autograft [11.61](#)
penetrating (full-thickness) (with homograft) [11.64](#)
with autograft [11.63](#)
perforating -- see Keratoplasty, penetrating
refractive [11.71](#)
specified type NEC [11.69](#)
- Keratoprosthesis** [11.73](#)
- Keratotomy** (delimiting) (posterior) [11.1](#)
radial (refractive) [11.75](#)
- Kerr operation** (low cervical cesarean section) [74.1](#)
- Kessler operation** (arthroplasty, carpometacarpal joint) [81.74](#)
- Kidner operation** (excision of accessory navicular bone) (with tendon transfer) [77.98](#)
- Killian operation** (frontal sinusotomy) [22.41](#)
- Kineplasty** -- see Cineplasty
- King-Steelquist operation** (hind-quarter amputation) [84.19](#)
- Kirk operation** (amputation through thigh) [84.17](#)
- Kock pouch**
bowel anastomosis -- omit code
continent ileostomy [46.22](#)
cutaneous uretero-ileostomy [56.51](#)
ESWL (electrocorporeal shockwave lithotripsy) [98.51](#)
removal, calculus [57.19](#)
revision, cutaneous uretero-ileostomy [56.52](#)
urinary diversion procedure [56.51](#)
- Kockogram** (ileal conduitogram) [87.78](#)
- Kockoscopy** [45.12](#)
- Kondoleon operation** (correction of lymphedema) [40.9](#)
- Krause operation** (sympathetic denervation) [05.29](#)
- Kroener operation** (partial salpingectomy) [66.69](#)
- Kroenlein operation** (lateral orbitotomy) [16.01](#)
- Kronig operation** (low cervical cesarean section) [74.1](#)
- Krunkenberg operation** (reconstruction of below-elbow amputation) [82.89](#)
- Kuhnt-Szymanowski operation** (ectropion repair with lid reconstruction) [08.44](#)
- Kyphoplasty** [81.66](#)

L

- Labbe operation** (gastrotomy) [43.0](#)
- Labiectomy** (bilateral) [71.62](#)
unilateral [71.61](#)
- Labyrinthectomy** (transtympanic) [20.79](#)
- Labyrinthotomy** (transtympanic) [20.79](#)
- Ladd operation** (mobilization of intestine) [54.95](#)
- Lagrange operation** (iridosclerectomy) [12.65](#)
- Lambrinudi operation** (triple arthrodesis) [81.12](#)
- Laminectomy** (decompression)
(for exploration) [03.09](#)
as operative approach -- omit code
with
excision of herniated intervertebral disc
(nucleus pulposus) [80.51](#)
excision of other intraspinal
lesion(tumor) [03.4](#)
reopening of site [03.02](#)
- Laminography** -- see Radiography
- Laminoplasty, expansile** [03.09](#)
- Laminotomy** (decompression)
(for exploration) [03.09](#)
as operative approach -- omit code
reopening of site [03.02](#)
- Langenbeck operation**(cleft palate repair) [27.62](#)
- Laparoamnioscopy** [75.31](#)
- Laparorrhaphy** [54.63](#)
- Laparoscopy** [54.21](#)
with
biopsy (intra-abdominal) [54.24](#)
uterine ligaments [68.15](#)
uterus [68.16](#)
destruction of fallopian tubes
-- see Destruction, fallopian tube
- Laparotomy NEC** [54.19](#)
as operative approach -- omit code
exploratory (pelvic) [54.11](#)
reopening of recent operative site
(for control of hemorrhage)
(for exploration) (for incision of
hematoma) [54.12](#)
- Laparotrachelotomy** [74.1](#)
- Lapidus operation** (bunionectomy with
metatarsal osteotomy) [77.51](#)
- Larry operation** (shoulder disarticulation) [84.08](#)
- Laryngectomy**
with radical neck dissection
(with synchronous thyroidectomy)
(with synchronous tracheostomy) [30.4](#)
complete (with partial laryngectomy)
(with synchronous tracheostomy) [30.3](#)
- Laryngectomy---Cont.**
with radical neck dissection
(with synchronous thyroidectomy)
(with synchronous tracheostomy) [30.4](#)
frontolateral partial (extended) [30.29](#)
glottosupraglottic partial [30.29](#)
lateral partial [30.29](#)
partial (frontolateral) (glottosupraglottic)
(lateral) (submucous) (supraglottic)
(vertical) [30.29](#)
radical (with synchronous thyroidectomy)
(with synchronous tracheostomy) [30.4](#)
submucous (partial) [30.29](#)
supraglottic partial [30.29](#)
total (with partial pharyngectomy) (with
synchronous tracheostomy) [30.3](#)
with radical neck dissection (with
synchronous thyroidectomy) (with
synchronous tracheostomy) [30.4](#)
vertical partial [30.29](#)
wide field [30.3](#)
- Laryngocentesis** [31.3](#)
- Laryngoesophagectomy** [30.4](#)
- Laryngofissure** [30.29](#)
- Laryngogram** [87.09](#)
contrast [87.07](#)
- Laryngopharyngectomy** (with synchronous
tracheostomy) [30.3](#)
radical(with synchronous thyroidectomy) [30.4](#)
- Laryngopharyngoesophagectomy** (with
synchronous tracheostomy) [30.3](#)
with radical neck dissection (with
synchronous thyroidectomy) [30.4](#)
- Laryngoplasty** [31.69](#)
- Laryngorrhaphy** [31.61](#)
- Laryngoscopy** (suspension) (through
artificial stoma) [31.42](#)
- Laryngostomy** (permanent) [31.29](#)
revision [31.63](#)
temporary (emergency) [31.1](#)
- Laryngotomy** [31.3](#)
- Laryngotracheobronchoscopy** [33.23](#)
with biopsy [33.24](#)
- Laryngotracheostomy** [31.42](#)
- Laryngotracheostomy** (permanent) [31.29](#)
temporary (emergency) [31.1](#)
- Laryngotracheotomy** (temporary) [31.1](#)
permanent [31.29](#)
- Laser** -- see also Coagulation, Destruction,
and Photocoagulation by site
angioplasty, percutaneous transluminal [39.59](#)
coronary -- see Angioplasty, coronary

Lash operation

internal cervical os repair [67.59](#)
 laparoscopic supracervical hysterectomy
[68.31](#)

LASIK(Laser-assisted in situ keratomileusis)
[11.71](#)**Latzko operation**

cesarean section [74.2](#)
 colpocleisis [70.4](#)

Lavage

antral [22.00](#)
 bronchus NEC [96.56](#)
 diagnostic (endoscopic) bronchoalveolar
 lavage (BAL) [33.24](#)
 endotracheal [96.56](#)
 gastric [96.33](#)
 lung (total)(whole) [33.99](#)
 diagnostic (endoscopic) bronchoalveolar
 lavage (BAL) [33.24](#)
 nasal sinus(es) [22.00](#)
 by puncture [22.01](#)
 through natural ostium [22.02](#)
 peritoneal (diagnostic) [54.25](#)
 trachea NEC [96.56](#)

Leadbetter operation (urethral reconstruction) [58.46](#)**Leadbetter-Politano operation** (ureteroneocystostomy) [56.74](#)**LEEP** (loop electrosurgical excision procedure) of cervix [67.32](#)**Le Fort operation** (colpocleisis) [70.8](#)**LeMesurier operation** (cleft lip repair) [27.54](#)**Lengthening**

bone (with bone graft) [78.30](#)
 femur [78.35](#)
 for reconstruction of thumb [82.69](#)
 specified site NEC -- see also category
 [78.3](#), [78.39](#)
 tibia [78.37](#)
 ulna [78.33](#)
 extraocular muscle NEC [15.21](#)
 multiple (two or more muscles) [15.4](#)
 fascia [83.89](#)
 hand [82.89](#)
 hamstring NEC [83.85](#)
 heel cord [83.85](#)
 leg
 femur [78.35](#)
 tibia [78.37](#)
 levator palpebrae muscle [08.38](#)
 muscle [83.85](#)
 extraocular [15.21](#)
 multiple (two or more muscles) [15.4](#)
 hand [82.55](#)
 palate [27.62](#)
 secondary or subsequent [27.63](#)
 tendon [83.85](#)

Lengthening --Cont.

 for claw toe repair [77.57](#)
 hand [82.55](#)

Leriche operation (periaarterial sympathectomy) [05.25](#)**Leucotomy, leukotomy** [01.32](#)**Leukopheresis, therapeutic** [99.72](#)**Lid suture operation** (blepharoptosis) [08.31](#)**Ligation**

 adrenal vessel (artery) (vein) [07.43](#)
 aneurysm [39.52](#)
 appendages, dermal [86.26](#)
 arteriovenous fistula [39.53](#)
 coronary artery [36.99](#)
 artery [38.80](#)
 abdominal [38.86](#)
 adrenal [07.43](#)
 aorta (arch)(ascending)(descending)[38.84](#)
 coronary (anomalous) [36.99](#)
 ethmoidal [21.04](#)
 external carotid [21.06](#)
 for control of epistaxis--see Control,
 epistaxis
 head and neck NEC [38.82](#)
 intracranial NEC [38.81](#)
 lower limb [38.88](#)
 maxillary (transantral) [21.05](#)
 middle meningeal [02.13](#)
 thoracic NEC [38.85](#)
 thyroid [06.92](#)
 upper limb [38.83](#)
 atrium, heart [37.99](#)
 auricle, heart [37.99](#)
 bleeding vessel -- see Control, hemorrhage
 blood vessel [38.80](#)
 abdominal
 artery [38.86](#)
 vein [38.87](#)
 adrenal [07.43](#)
 aorta (arch)(ascending)(descending) [38.84](#)
 esophagus [42.91](#)
 endoscopic [42.33](#)
 head and neck [38.82](#)
 intracranial NEC [38.81](#)
 lower limb
 artery [38.88](#)
 vein [38.89](#)
 meningeal (artery) (longitudinal sinus)
 [02.13](#)
 thoracic NEC [38.85](#)
 thyroid [06.92](#)
 upper limb (artery) (vein) [38.83](#)
 bronchus [33.92](#)
 cisterna chyli [40.64](#)
 coronary
 artery (anomalous) [36.99](#)
 sinus [36.39](#)
 dermal appendage [86.26](#)

Ligation---Cont.

- ductus arteriosus, patent [38.85](#)
- esophageal vessel [42.91](#)
 - endoscopic [42.33](#)
- ethmoidal artery [21.04](#)
- external carotid artery [21.06](#)
- fallopian tube (bilateral) (remaining) (solitary) [66.39](#)
 - by endoscopy (culdoscopy) (hysteroscopy) (laparoscopy) (peritoneoscopy) [66.29](#)
- with
 - crushing [66.31](#)
 - by endoscopy (laparoscopy) [66.21](#)
 - division [66.32](#)
 - by endoscopy (culdoscopy) (laparoscopy) (peritoneoscopy) [66.22](#)
 - Falope ring [66.39](#)
 - by endoscopy (laparoscopy) [66.29](#)
 - unilateral [66.92](#)
- fistula, arteriovenous [39.53](#)
- coronary artery [36.99](#)
- gastric
 - artery [38.86](#)
 - varices [44.91](#)
 - endoscopic [43.41](#)
- hemorrhoids [49.45](#)
- longitudinal sinus (superior) [02.13](#)
- lymphatic (channel) (peripheral) [40.9](#)
 - thoracic duct [40.64](#)
- maxillary artery [21.05](#)
- meningeal vessel [02.13](#)
- spermatic
 - cord [63.72](#)
 - varicocele [63.1](#)
 - vein (high) [63.1](#)
- splenic vessels [38.86](#)
- subclavian artery [38.85](#)
- superior longitudinal sinus [02.13](#)
- supernumerary digit [86.26](#)
- thoracic duct [40.64](#)
- thyroid vessel (artery) (vein) [06.92](#)
- toes (supernumerary) [86.26](#)
- tooth [93.55](#)
 - impacted [24.6](#)
- ulcer (peptic) (base) (bed) (bleeding vessel) [44.40](#)
 - duodenal [44.42](#)
 - gastric [44.41](#)
- ureter [56.95](#)
- varices
 - esophageal [42.91](#)
 - endoscopic [42.33](#)
 - gastric [44.91](#)
 - endoscopic [43.41](#)
 - peripheral vein (lower limb) [38.59](#)
 - upper limb [38.53](#)
- varicocele [63.1](#)

Ligation---Cont.

- vas deferens [63.71](#)
- vein [38.80](#)
 - abdominal [38.87](#)
 - adrenal [07.43](#)
 - head and neck NEC [38.82](#)
 - intracranial NEC [38.81](#)
 - lower limb [38.89](#)
 - spermatic, high [63.1](#)
 - thoracic NEC [38.85](#)
 - thyroid [06.92](#)
 - upper limb [38.83](#)
 - varicose [38.50](#)
 - abdominal [38.57](#)
 - esophagus [42.91](#)
 - endoscopic [42.33](#)
 - gastric [44.91](#)
 - endoscopic [43.41](#)
 - head and neck [38.52](#)
 - intracranial NEC [38.51](#)
 - lower limb [38.59](#)
 - stomach [44.91](#)
 - thoracic NEC [38.55](#)
 - upper limb [38.53](#)
 - vena cava, inferior [38.7](#)
 - venous connection between anomalous vein to
 - left innominate vein [35.82](#)
 - superior vena cava [35.82](#)
 - wart [86.26](#)

Light coagulation -- see Photocoagulation

Lindholm operation (repair of ruptured tendon) [83.88](#)

Lingulectomy, lung [32.3](#)

Linton operation (varicose vein) [38.59](#)

Lipectomy (subcutaneous tissue) (abdominal) (submental) [86.83](#)

Liposuction [86.83](#)

Lip reading training [95.49](#)

Lip shave [27.43](#)

Lisfranc operation
 - foot amputation [84.12](#)
 - shoulder disarticulation [84.08](#)

Litholapaxy, bladder [57.0](#)
 - by incision [57.19](#)

Lithotomy
 - bile passage [51.49](#)
 - bladder (urinary) [57.19](#)
 - common duct [51.41](#)
 - percutaneous [51.96](#)
 - gallbladder [51.04](#)
 - hepatic duct [51.49](#)
 - kidney [55.01](#)
 - percutaneous [55.03](#)
 - ureter [56.2](#)

Lithotripsy
 - bile duct NEC [51.49](#)
 - extracorporeal shockwave(ESWL) [98.52](#)

Lithotripsy ---Cont.

- bladder [57.0](#)
 - with ultrasonic fragmentation [57.0 \[59.95\]](#)
 - extracorporeal shockwave (ESWL) [98.51](#)
- extracorporeal shockwave (ESWL) NEC [98.59](#)
 - bile duct [98.52](#)
 - bladder (urinary) [98.51](#)
 - gallbladder [98.52](#)
 - kidney [98.51](#)
 - Kock pouch [98.51](#)
 - renal pelvis [98.51](#)
 - specified site NEC [98.59](#)
 - ureter [98.51](#)
- gallbladder NEC [51.04](#)
 - endoscopic [51.88](#)
 - extracorporeal shockwave (ESWL) [98.52](#)
- kidney [56.0](#)
 - extracorporeal shockwave (ESWL) [98.51](#)
 - percutaneous nephrostomy with fragmentation (laser) (ultrasound) [55.04](#)
- renal pelvis [56.0](#)
 - extracorporeal shockwave (ESWL) [98.51](#)
 - percutaneous nephrostomy with fragmentation (laser) (ultrasound) [55.04](#)
- ureter [56.0](#)
 - extracorporeal shockwave (ESWL) [98.51](#)
- Littlewood operation** (forequarter amputation) [84.09](#)
- LLETZ** (large loop excision of the transformation zone) of cervix [67.32](#)
- Lloyd-Davies operation** (abdominoperineal resection) [48.5](#)
- Lobectomy**
 - brain [01.53](#)
 - partial [01.59](#)
 - liver (with partial excision of adjacent lobes) [50.3](#)
 - lung (complete) [32.4](#)
 - partial [32.3](#)
 - segmental (with resection of adjacent lobes) [32.4](#)
 - thyroid (total) (unilateral) (with removal of isthmus) (with removal of portion of remaining lobe) [06.2](#)
 - partial -- see also Thyroidectomy,
 - partial [06.39](#)
 - substernal [06.51](#)
 - subtotal -- see also Thyroidectomy,
 - partial [06.39](#)
- Lobotomy, brain** [01.32](#)
- Localization, placenta** [88.78](#)
 - by RISA injection [92.17](#)
- Longmire operation** (bile duct anastomosis) [51.39](#)
- Loop ileal stoma** (see also Ileostomy) [46.01](#)
- Loopogram** [87.78](#)

Looposcopy (ileal conduit) [56.35](#)

- Lord operation**
 - dilation of anal canal for hemorrhoids [49.49](#)
 - hemorrhoidectomy [49.49](#)
 - orchiopexy [62.5](#)
- Lower GI series** (x-ray) [87.64](#)
- Lucas and Murray operation**
 - (knee arthrodesis with plate) [81.22](#)
- Lumpectomy**
 - breast [85.21](#)
 - specified site -- see Excision, lesion, by site
- Lymphadenectomy** (simple) -- see also Excision, lymph, node [40.29](#)
- Lymphadenotomy** [40.0](#)
- Lymphangiectomy** (radical) --see also Excision, lymph, node, by site, radical [40.50](#)
- Lymphangiogram**
 - abdominal [88.04](#)
 - cervical [87.08](#)
 - intrathoracic [87.34](#)
 - lower limb [88.36](#)
 - pelvic [88.04](#)
 - upper limb [88.34](#)
- Lymphangioplasty** [40.9](#)
- Lymphangiorrhaphy** [40.9](#)
- Lymphangiotomy** [40.0](#)
- Lymphaticostomy** [40.9](#)
 - thoracic duct [40.62](#)
- Lysis**
 - adhesions
 - NOTE: blunt- omit code
 - digital - omit code
 - manual - omit code
 - mechanical - omit code
 - without instrumentation - omit code
 - abdominal [54.59](#)
 - laparoscopic [54.51](#)
 - appendiceal [54.59](#)
 - laparoscopic [54.51](#)
 - artery-vein-nerve bundle [39.91](#)
 - biliary tract [54.59](#)
 - laparoscopic [54.51](#)
 - bladder (neck) (intraluminal) [57.12](#)
 - external [59.11](#)
 - laparoscopic [59.12](#)
 - transurethral [57.41](#)
 - blood vessels [39.91](#)
 - bone -- see category [78.4](#)
 - bursa [83.91](#)
 - by stretching or manipulation [93.28](#)
 - hand [82.91](#)
 - cartilage of joint [93.26](#)
 - chest wall [33.99](#)
 - choanae (nasopharynx) [29.54](#)
 - conjunctiva [10.5](#)
 - corneovitreal [12.34](#)
 - cortical (brain) [02.91](#)

Lysis---Cont.

ear, middle [20.23](#)
 Eustachian tube [20.8](#)
 extraocular muscle [15.7](#)
 extrauterine [54.59](#)
 laparoscopic [54.51](#)
 eyelid [08.09](#)
 and conjunctiva [10.5](#)
 eye muscle [15.7](#)
 fallopian tube [65.89](#)
 laparoscopic [65.81](#)
 fascia [83.91](#)
 hand [82.91](#)
 by stretching or manipulation [93.26](#)
 gallbladder [54.59](#)
 laparoscopic [54.51](#)
 ganglion (peripheral) NEC [04.49](#)
 cranial NEC [04.42](#)
 hand [82.91](#)
 by stretching or manipulation [93.26](#)
 heart [37.10](#)
 intestines [54.59](#)
 laparoscopic [54.51](#)
 iris (posterior) [12.33](#)
 anterior [12.32](#)
 joint (capsule) (structure) -- see also
 Division, joint capsule [80.40](#)
 kidney [59.02](#)
 laparoscopic [59.03](#)
 labia (vulva) [71.01](#)
 larynx [31.92](#)
 liver [54.59](#)
 laparoscopic [54.51](#)
 lung (for collapse of lung) [33.39](#)
 mediastinum [34.99](#)
 meninges (spinal) [03.6](#)
 cortical [02.91](#)
 middle ear [20.23](#)
 muscle [83.91](#)
 by stretching or manipulation [93.27](#)
 extraocular [15.7](#)
 hand [82.91](#)
 by stretching or manipulation [93.26](#)
 nasopharynx [29.54](#)
 nerve (peripheral) NEC [04.49](#)
 cranial NEC [04.42](#)
 roots, spinal [03.6](#)
 trigeminal [04.41](#)
 nose, nasal [21.91](#)
 ocular muscle [15.7](#)
 ovary [65.89](#)
 laparoscopic [65.81](#)

Lysis---Cont.

pelvic [54.59](#)
 laparoscopic [54.51](#)
 penile [64.93](#)
 pericardium [37.12](#)
 perineal (female) [71.01](#)
 peripheral vessels [39.91](#)
 perirectal [48.81](#)
 perirenal [59.02](#)
 laparoscopic [59.03](#)
 peritoneum (pelvic) [54.59](#)
 laparoscopic [54.51](#)
 periureteral [59.02](#)
 laparoscopic [59.03](#)
 perivesical [59.11](#)
 laparoscopic [59.12](#)
 pharynx [29.54](#)
 pleura (for collapse of lung) [33.39](#)
 spermatic cord [63.94](#)
 spinal (cord) (meninges) (nerve roots) [03.6](#)
 spleen [54.59](#)
 laparoscopic [54.51](#)
 tendon [83.91](#)
 by stretching or manipulation [93.27](#)
 hand [82.91](#)
 by stretching or manipulation [93.26](#)
 thorax [34.99](#)
 tongue [25.93](#)
 trachea [31.92](#)
 tubo-ovarian [65.89](#)
 laparoscopic [65.81](#)
 ureter [59.02](#)
 with freeing or repositioning of ureter
 [59.02](#)
 intraluminal [56.81](#)
 laparoscopic [59.03](#)
 urethra (intraluminal) [58.5](#)
 uterus [54.59](#)
 intraluminal [68.21](#)
 laparoscopic [54.51](#)
 peritoneal [54.59](#)
 laparoscopic [54.51](#)
 vagina (intraluminal) [70.13](#)
 vitreous (posterior approach) [14.74](#)
 anterior approach [14.73](#)
 vulva [71.01](#)
 goniosynechiae (with injection of air or
 liquid) [12.31](#)
 synechiae (posterior) [12.33](#)
 anterior (with injection of air or liquid)
 [12.32](#)

M

- Madlener operation** (tubal ligation) [66.31](#)
- Magnet extraction**
foreign body
anterior chamber, eye [12.01](#)
choroid [14.01](#)
ciliary body [12.01](#)
conjunctiva [98.22](#)
cornea [11.0](#)
eye, eyeball NEC [98.21](#)
anterior segment [12.01](#)
posterior segment [14.01](#)
intraocular (anterior segment) [12.01](#)
iris [12.01](#)
lens [13.01](#)
orbit [98.21](#)
retina [14.01](#)
sclera [12.01](#)
vitreous [14.01](#)
- Magnetic resonance imaging** (nuclear)
-- see Imaging, magnetic resonance
- Magnuson (-Stack) operation** (arthroplasty for recurrent shoulder dislocation) [81.82](#)
- Malleostapediopexy** [19.19](#)
with incus replacement [19.11](#)
- Malström's vacuum extraction** [72.79](#)
with episiotomy [72.71](#)
- Mammoplasty** -- see Mammoplasty
- Mammectomy** -- see also Mastectomy
subcutaneous (unilateral) [85.34](#)
with synchronous implant [85.33](#)
bilateral [85.36](#)
with synchronous implant [85.35](#)
- Mammilloplasty** [85.87](#)
- Mammography** NEC [87.37](#)
- Mammoplasty** [85.89](#)
with
full-thickness graft [85.83](#)
muscle flap [85.85](#)
pedicle graft [85.84](#)
split-thickness graft [85.82](#)
amputative (reduction) (bilateral) [85.32](#)
unilateral [85.31](#)
augmentation [85.50](#)
with
breast implant (bilateral) [85.54](#)
unilateral [85.53](#)
injection into breast (bilateral) [85.52](#)
unilateral [85.51](#)
reduction (bilateral) [85.32](#)
unilateral [85.31](#)
revision [85.89](#)
size reduction (gynecomastia) (bilateral) [85.32](#)
unilateral [85.31](#)
- Mammotomy** [85.0](#)
- Manchester (-Donald) (-Fothergill) operation** (uterine suspension) [69.22](#)
- Mandibulectomy** (partial) [76.31](#)
total [76.42](#)
with reconstruction [76.41](#)
- Maneuver** (method)
Bracht [72.52](#)
Credé [73.59](#)
De Lee (key-in-lock) [72.4](#)
Kristeller [72.54](#)
Lovaset's (extraction of arms in breech birth) [72.52](#)
Mauriceau (-Smellie-Veit) [72.52](#)
Pinard (total breech extraction) [72.54](#)
Prague [72.52](#)
Ritgen [73.59](#)
Scanzoni (rotation) [72.4](#)
Van Hoorn [72.52](#)
Wigand-Martin [72.52](#)
- Manipulation**
with reduction of fracture or dislocation
-- see Reduction, fracture and Reduction, dislocation
enterostomy stoma (with dilation) [96.24](#)
intestine (intra-abdominal) [46.80](#)
large [46.82](#)
small [46.81](#)
joint
adhesions [93.26](#)
temporomandibular [76.95](#)
dislocation -- see Reduction, dislocation
lacrimal passage (tract) NEC [09.49](#)
muscle structures [93.27](#)
musculoskeletal(physical therapy) NEC [93.29](#)
nasal septum, displaced [21.88](#)
osteopathic NEC [93.67](#)
for general mobilization (general articulation) [93.61](#)
high-velocity, low-amplitude forces (thrusting) [93.62](#)
indirect forces [93.65](#)
isotonic, isometric forces [93.64](#)
low-velocity, high-amplitude forces (springing) [93.63](#)
to move tissue fluids [93.66](#)
reunion [96.22](#)
salivary duct [26.91](#)
stomach, intraoperative [44.92](#)
temporomandibular joint NEC [76.95](#)
ureteral calculus by catheter
with removal [56.0](#)
without removal [59.8](#)
uterus NEC [69.98](#)

Manipulation ---Cont.
 gravid [75.99](#)
 inverted
 manual replacement
 (following delivery) [75.94](#)
 surgical -- see Repair, inverted uterus

Manometry
 esophageal [89.32](#)
 spinal fluid [89.15](#)
 urinary [89.21](#)

Manual arts therapy [93.81](#)

Mapping
 cardiac (electrophysiologic) [37.27](#)
 doppler (flow) [88.72](#)
 electrocardiogram only [89.52](#)

Markwald operation (cervical os repair) [67.59](#)

Marshall-Marchetti (-Krantz) operation (retropubic urethral suspension) [59.5](#)

Marsupialization -- see also Destruction, lesion, by site
 cyst
 Bartholin's [71.23](#)
 brain [01.59](#)
 cervical (nabothian) [67.31](#)
 dental [24.4](#)
 dentigerous [24.4](#)
 kidney [55.31](#)
 larynx [30.01](#)
 liver [50.21](#)
 ovary [65.21](#)
 laparoscopic [65.23](#)
 pancreas [52.3](#)
 pilonidal (open excision) (with partial closure) [86.21](#)
 salivary gland [26.21](#)
 spinal (intraspinal) (meninges) [03.4](#)
 spleen, splenic [41.41](#)

lesion
 brain [01.59](#)
 cerebral [01.59](#)
 liver [50.21](#)
 pilonidal cyst or sinus (open excision) (with partial closure) [86.21](#)
 pseudocyst, pancreas [52.3](#)
 ranula, salivary gland [26.21](#)

Massage
 cardiac (external) (manual) (closed) [99.63](#)
 open [37.91](#)
 prostatic [99.94](#)
 rectal (for levator spasm) [99.93](#)

MAST (military anti-shock trousers) [93.58](#)

Mastectomy (complete) (prophylactic) (simple) (unilateral) [85.41](#)
 with
 excision of regional lymph nodes [85.43](#)
 bilateral [85.44](#)
 preservation of skin and nipple [85.34](#)

Mastectomy---Cont.
 with synchronous implant [85.33](#)
 bilateral [85.36](#)
 with synchronous implant [85.35](#)
 bilateral [85.42](#)
 extended
 radical (Urban) (unilateral) [85.47](#)
 bilateral [85.48](#)
 simple (with regional lymphadenectomy) (unilateral) [85.43](#)
 bilateral [85.44](#)
 modified radical (unilateral) [85.43](#)
 bilateral [85.44](#)
 partial [85.23](#)
 radical (Halsted) (Meyer) (unilateral) [85.45](#)
 bilateral [85.46](#)
 extended (Urban) (unilateral) [85.47](#)
 bilateral [85.48](#)
 modified (unilateral) [85.43](#)
 bilateral [85.44](#)
 subcutaneous [85.34](#)
 with synchronous implant [85.33](#)
 bilateral [85.36](#)
 with synchronous implant [85.35](#)
 subtotal [85.23](#)

Masters' stress test (two-step) [89.42](#)

Mastoidectomy (cortical)(conservative) [20.49](#)
 complete (simple) [20.41](#)
 modified radical [20.49](#)
 radical [20.42](#)
 modified [20.49](#)
 simple (complete) [20.41](#)

Mastoidotomy [20.21](#)

Mastoidotomypannectomy [20.42](#)

Mastopexy [85.6](#)

Mastoplasty -- see Mammoplasty

Mastorrhaphy [85.81](#)

Mastotomy [85.0](#)

Matas operation (aneurysmorrhaphy) [39.52](#)

Mayo operation
 bunionectomy [77.59](#)
 herniorrhaphy [53.49](#)
 vaginal hysterectomy [68.59](#)
 laparoscopically assisted (LAVH) [68.51](#)

Mazet operation (knee disarticulation) [84.16](#)

McBride operation (bunionectomy with soft tissue correction) [77.53](#)

McBurney operation -- see Repair, hernia, inguinal

McCall operation (enterocele repair) [70.92](#)

McCauley operation(release of clubfoot) [83.84](#)

McDonald operation (encirclement suture, cervix) [67.59](#)

McIndoe operation (vaginal construction) [70.61](#)

McKeever operation (fusion of first metatarsophalangeal joint for hallux valgus repair) [77.52](#)

- McKissock operation** (breast reduction) [85.33](#)
- McReynolds operation** (transposition of pterygium) [11.31](#)
- McVay operation**
femoral hernia -- see Repair, hernia, femoral
inguinal hernia -- see Repair, hernia, inguinal
- Measurement**
airway resistance [89.38](#)
anatomic NEC [89.39](#)
arterial blood gases [89.65](#)
 basal metabolic rate (BMR) [89.39](#)
 blood gases
 arterial [89.65](#)
 continuous intra-arterial [89.60](#)
 venous [89.66](#)
body [93.07](#)
cardiac output (by)
 Fick method [89.67](#)
 indicator dilution technique [89.68](#)
 oxygen consumption technique [89.67](#)
 thermodilution indicator [89.68](#)
cardiovascular NEC [89.59](#)
central venous pressure [89.62](#)
coronary blood flow [89.69](#)
gastric function NEC [89.39](#)
girth [93.07](#)
intelligence [94.01](#)
intracranial pressure [01.18](#)
intraocular tension or pressure [89.11](#)
 as part of extended ophthalmologic work-up [95.03](#)
intrauterine pressure [89.62](#)
limb length [93.06](#)
lung volume [89.37](#)
mixed venous blood gases [89.66](#)
physiologic NEC [89.39](#)
portovenous pressure [89.62](#)
range of motion [93.05](#)
renal clearance [89.29](#)
respiratory NEC [89.38](#)
skin fold thickness [93.07](#)
skull circumference [93.07](#)
sphincter of Oddi pressure [51.15](#)
systemic arterial
 blood gases [89.65](#)
 continuous intra-arterial [89.60](#)
 pressure [89.61](#)
 urine (bioassay) (chemistry) [89.29](#)
 vascular [89.59](#)
 venous blood gases [89.66](#)
 vital capacity (pulmonary) [89.37](#)
- Meatoplasty**
ear [18.6](#)
urethra [58.47](#)
- Meatotomy**
urethra [56.1](#)
 internal [58.5](#)
- Mechanical ventilation** -- see Ventilation
- Mediastinectomy** [34.3](#)
- Mediastinoscopy** (transpleural) [34.22](#)
- Mediastinotomy** [34.1](#)
 with pneumonectomy [32.5](#)
- Meloplasty, facial** [86.82](#)
- Meningoorrhaphy** (cerebral) [02.12](#)
 spinal NEC [03.59](#)
 for
 meningocele [03.51](#)
 myelomeningocele [03.52](#)
- Meniscectomy** (knee) NEC [80.6](#)
 acromioclavicular [80.91](#)
 sternoclavicular [80.91](#)
 temporomandibular (joint) [76.5](#)
 wrist [80.93](#)
- Menstrual extraction or regulation** [69.6](#)
- Mentoplasty** (augmentation) (with graft) (with implant) [76.68](#)
 reduction [76.67](#)
- Mesenterectomy** [54.4](#)
- Mesenteriopexy** [54.75](#)
- Mesenteriplication** [54.75](#)
- Mesocoloplication** [54.75](#)
- Mesopexy** [54.75](#)
- Metatarsectomy** [77.98](#)
- Metroplasty** [69.49](#)
- Mid forceps delivery** [72.29](#)
- Mikulicz operation** (exteriorization of intestine) (first stage) [46.03](#)
 second stage [46.04](#)
- Miles operation** (proctectomy) [48.5](#)
- Military anti-shock trousers (MAST)** [93.58](#)
- Millard operation** (cheiloplasty) [27.54](#)
- Miller operation**
 midtarsal arthrodesis [81.14](#)
 urethrovaginal suspension [59.4](#)
- Millin-Read operation** (urethrovaginal suspension) [59.4](#)
- Mist therapy** [93.94](#)
- Mitchell operation** (hallux valgus repair) [77.51](#)
- Mobilization**
 joint NEC [93.16](#)
 mandible [76.95](#)
 neostrophingic (mitral valve) [35.12](#)
 spine [93.15](#)
 stapes (transcranial) [19.0](#)
 testis in scrotum [62.5](#)
- Mohs operation** (chemosurgical excision of skin) [86.24](#)
- Molegraphy** [87.81](#)

Monitoring

- cardiac output (by)
 - ambulatory (ACM) [89.50](#)
 - electrographic [89.54](#)
 - during surgery -- omit code
 - Fick method [89.67](#)
 - Holter-type device [89.50](#)
 - indicator dilution technique [89.68](#)
 - oxygen consumption technique [89.67](#)
 - specified technique NEC [89.68](#)
 - telemetry (cardiac) [89.54](#)
 - thermodilution indicator [89.68](#)
 - transesophageal (Doppler)
 - (ultrasound) [89.68](#)
 - central venous pressure [89.62](#)
 - circulatory NEC [89.69](#)
 - continuous intra-arterial blood gas [89.60](#)
 - coronary blood flow (coincidence counting technique) [89.69](#)
 - electroencephalographic [89.19](#)
 - radio-telemetered [89.19](#)
 - video [89.19](#)
 - fetus (fetal heart)
 - antepartum
 - nonstress (fetal activity acceleration determinations) [75.34](#)
 - oxytocin challenge (contraction stress test) [75.35](#)
 - ultrasonography (early pregnancy) (Doppler) [88.78](#)
 - intrapartum (during labor)
 - (extrauterine) (external) [75.34](#)
 - auscultatory (stethoscopy) -- omit code
 - internal (with contraction measurements) (ECG) [75.32](#)
 - intrauterine (direct) (ECG) [75.32](#)
 - phonocardiographic (extrauterine) [75.34](#)
 - pulsed ultrasound (Doppler) [88.78](#)
 - transcervical fetal oxygen saturation monitoring [75.38](#)
 - transcervical fetal SpO₂ monitoring [75.38](#)
 - Holter-type device (cardiac) [89.50](#)
 - intracranial pressure [01.18](#)
 - pulmonary artery
 - pressure [89.63](#)
 - wedge [89.64](#)
 - sleep (recording) -- see categories [89.17-89.18](#)
 - systemic arterial pressure [89.61](#)
 - telemetry (cardiac) [89.54](#)
 - transesophageal cardiac output(Doppler) [89.68](#)
 - ventricular pressure (cardiac) [89.62](#)
- Moore operation** (arthroplasty) [81.52](#)

Moschowitz

- enterocele repair [70.92](#)
- herniorrhaphy -- see Repair, hernia, femoral
 - sigmoidoexy [46.63](#)
- Mountain resort sanitarium** [93.98](#)
- Mouth-to-mouth resuscitation** [93.93](#)
- Moxibustion** [93.35](#)
- MRI** -- see Imaging, magnetic resonance
- Muller operation** (banding of pulmonary artery) [38.85](#)
- Multiple sleep latency test (MSLT)** [89.18](#)
- Mumford operation** (partial claviclectomy) [77.81](#)
- Musculoplasty** -- see also Repair, muscle [83.87](#)
 - hand -- see also Repair, muscle, hand [82.89](#)
- Music therapy** [93.84](#)
- Mustard operation** (interatrial transposition of venous return) [35.91](#)
- Myectomy** [83.45](#)
 - anorectal [48.92](#)
 - eye muscle [15.13](#)
 - multiple [15.3](#)
 - for graft [83.43](#)
 - hand [82.34](#)
 - hand [82.36](#)
 - for graft [82.34](#)
 - levator palpebrae [08.33](#)
 - rectal [48.92](#)
- Myelogram, myelography** (air) (gas) [87.21](#)
 - posterior fossa [87.02](#)
- Myelotomy**
 - spine, spinal (cord) (tract) (one-stage) (two-stage) [03.29](#)
 - percutaneous [03.21](#)
- Myocardectomy** (infarcted area) [37.33](#)
- Myocardiotomy** [37.11](#)
- Myoclasia** [83.99](#)
 - hand [82.99](#)
- Myomectomy** (uterine) [68.29](#)
 - broad ligament [69.19](#)
- Myoplasty** -- see also Repair, muscle [83.87](#)
 - hand --see also Repair, muscle, hand [82.89](#)
 - mastoid [19.9](#)
- Myorrhaphy** [83.65](#)
 - hand [82.46](#)
- Myosuture** [83.65](#)
 - hand [82.46](#)
- Myotaxis** [93.27](#)
- Myotendonoplasty** --see also Repair, tendon [83.88](#)
 - hand [82.86](#)
- Myotenoplasty** --see also Repair, tendon [83.88](#)
 - hand [82.86](#)
- Myotenyotomy** [83.13](#)
 - hand [82.11](#)

Myotomy [83.02](#)with division [83.19](#)hand [82.19](#)colon NEC [46.92](#)sigmoid [46.91](#)cricopharyngeal [29.31](#)

that for pharyngeal

(pharyngoesophageal)

diverticulectomy [29.32](#)esophagus [42.7](#)eye (oblique) (rectus) [15.21](#)multiple (two or more muscles) [15.4](#)hand [82.02](#)with division [82.19](#)levator palpebrae [08.38](#)sigmoid (colon) [46.91](#)**Myringectomy** [20.59](#)**Myringodectomy** [20.59](#)**Myringomalleolabyrinthopexy** [19.52](#)**Myringoplasty** (epitympanic, type I)(by cauterization) (by graft) [19.4](#)revision [19.6](#)**Myringostapediopexy** [19.53](#)**Myringostomy** [20.01](#)**Myringotomy** (with aspiration) (withdrainage) [20.09](#)

with insertion of tube or drainage

device (button) (grommet) [20.01](#)

N

Nailing, intramedullary - see Reduction, fracture with internal fixation

Narcoanalysis [94.21](#)

Narcosynthesis [94.21](#)

Narrowing, palpebral fissure [08.51](#)

Nasopharyngogram [87.09](#)

contrast [87.06](#)

Necropsy [89.8](#)

Needleoscopy (fetus) [75.31](#)

Needling

Bartholin's gland (cyst) [71.21](#)

cataract (secondary) [13.64](#)

fallopian tube [66.91](#)

hydrocephalic head [73.8](#)

lens (capsule) [13.2](#)

pupillary membrane (iris) [12.35](#)

Nephrectomy (complete) (total) (unilateral) [55.51](#)

bilateral [55.54](#)

partial (wedge) [55.4](#)

remaining or solitary kidney [55.52](#)

removal transplanted kidney [55.53](#)

Nephrocolopexy [55.7](#)

Nephrocystanastomosis NEC [56.73](#)

Nephrolithotomy [55.01](#)

Nephrolysis [59.02](#)

laparoscopic [59.03](#)

Nephropexy [55.7](#)

Nephroplasty [55.89](#)

Nephropyeloplasty [55.87](#)

Nephropyelouretostomy [55.86](#)

Nephrorrhaphy [55.81](#)

Nephroscopy [55.21](#)

Nephrostolithotomy, percutaneous [55.03](#)

Nephrostomy (with drainage tube) [55.02](#)

closure [55.82](#)

percutaneous [55.03](#)

with fragmentation (ultrasound) [55.04](#)

Nephrotomogram, nephrotomography NEC [87.72](#)

Nephrotomy [55.01](#)

Nephroureterectomy (with bladder cuff) [55.51](#)

Nephroureterocystectomy [55.51](#) [[57.79](#)]

Nerve block (cranial) (peripheral) NEC

-- see also Block, by site [04.81](#)

Neurectasis (cranial) (peripheral) [04.91](#)

Neurectomy (cranial) (infraorbital) (occi-pital)

(peripheral) (spinal) NEC [04.07](#)

gastric (vagus)--see also Vagotomy [44.00](#)

optociliary [12.79](#)

paracervical [05.22](#)

presacral [05.24](#)

retrogasserian [04.07](#)

sympathetic -- see Sympathectomy

trigeminal [04.07](#)

tympanic [20.91](#)

Neurexeresis NEC [04.07](#)

Neuroablation

radiofrequency [04.2](#)

Neuroanastomosis(cranial)(peripheral) NEC [04.74](#)

accessory-facial [04.72](#)

accessory-hypoglossal [04.73](#)

hypoglossal-facial [04.71](#)

Neurolysis (peripheral nerve) NEC [04.49](#)

carpal tunnel [04.43](#)

cranial nerve NEC [04.42](#)

spinal (cord) (nerve roots) [03.6](#)

tarsal tunnel [04.44](#)

trigeminal nerve [04.41](#)

Neuroplasty (cranial) (peripheral) NEC [04.79](#)

of old injury (delayed repair) [04.76](#)

revision [04.75](#)

Neurorrhaphy (cranial) (peripheral) [04.3](#)

Neurotomy(cranial)(peripheral)(spinal) NEC [04.04](#)

acoustic [04.01](#)

glossopharyngeal [29.92](#)

lacrimal branch [05.0](#)

retrogasserian [04.02](#)

sympathetic [05.0](#)

vestibular [04.01](#)

Neurotripsy (peripheral) NEC [04.03](#)

trigeminal [04.02](#)

Nicola operation (tenodesis for recurrent

dislocation of shoulder) [81.82](#)

Nimodipine, infusion [99.75](#)

NIPS (non-invasive programmed electrical stimulation) [37.26](#)

Nissen operation (fundoplication of

stomach) [44.66](#)

laparoscopic [44.67](#)

Noble operation(plication of small intestine) [46.62](#)

Norman Miller operation (vaginopexy) [70.77](#)

Norton operation (extraperitoneal cesarean section) [74.2](#)

Nuclear magnetic resonance imaging

-- see Imaging, magnetic resonance

Nutrition, concentrated substances

enteral infusion (of) [96.6](#)

parenteral, (total) [99.15](#)

peripheral parenteral [99.15](#)

O

- Ober (-Yount) operation** (gluteal-iliotibial fasciotomy) [83.14](#)
- Obliteration**
- bone cavity -- see also Osteoplasty [78.40](#)
 - calyceal diverticulum [55.39](#)
 - canaliculi [09.6](#)
 - cerebrospinal fistula [02.12](#)
 - cul-de-sac [70.92](#)
 - frontal sinus (with fat) [22.42](#)
 - lacrimal punctum [09.91](#)
 - lumbar pseudomeningocele [03.51](#)
 - lymphatic structure(s) (peripheral) [40.9](#)
 - maxillary sinus [22.31](#)
 - meningocele (sacral) [03.51](#)
 - pelvic [68.8](#)
 - pleural cavity [34.6](#)
 - sacral meningocele [03.51](#)
 - Skene's gland [71.3](#)
 - tympantomastoid cavity [19.9](#)
 - vagina, vaginal (partial) (total) [70.4](#)
 - vault [70.8](#)
- Occusal molds** (dental) [89.31](#)
- Occlusion**
- artery
 - by embolization--see Embolization,artery
 - by endovascular approach
 - see Embolization, artery
 - by ligation - see Ligation, artery
 - fallopian tube --see Ligation,fallopian tube
 - patent ductus arteriosus (PDA) [38.85](#)
 - vein
 - by embolization - see Embolization, vein
 - by endovascular approach
 - see Embolization, vein
 - by ligation - see Ligation, vein
 - vena cava (surgical) [38.7](#)
- Occupational therapy** [93.83](#)
- O'Donoghue operation** (triad knee repair) [81.43](#)
- Odontectomy NEC** -- see also Removal, tooth, surgical [23.19](#)
- Oleothorax** [33.39](#)
- Olshausen operation** (uterine suspension) [69.22](#)
- Omentectomy** [54.4](#)
- Omentofixation** [54.74](#)
- Omentopexy** [54.74](#)
- Omentoplasty** [54.74](#)
- Omentorrhaphy** [54.74](#)
- Omentotomy** [54.19](#)
- Omphalectomy** [54.3](#)
- Onychectomy** [86.23](#)
- Onychoplasty** [86.86](#)
- Onychotomy** [86.09](#)
- with drainage [86.04](#)
- Oophorectomy** (unilateral) [65.39](#)
- with salpingectomy [65.49](#)
 - laparoscopic [65.41](#)
 - bilateral (same operative episode) [65.51](#)
 - laparoscopic [65.53](#)
 - with salpingectomy [65.61](#)
 - laparoscopic [65.63](#)
 - laparoscopic [65.31](#)
 - partial [65.29](#)
 - laparoscopic [65.25](#)
 - wedge [65.22](#)
 - that by laparoscopy [65.24](#)
 - remaining ovary [65.52](#)
 - laparoscopic [65.54](#)
 - with tube [65.62](#)
 - laparoscopic [65.64](#)
- Oophorocystectomy** [65.29](#)
- laparoscopic [65.25](#)
- Oophoropexy** [65.79](#)
- Oophoroplasty** [65.79](#)
- Oophororrhaphy** [65.71](#)
- laparoscopic [65.74](#)
- Oophorostomy** [65.09](#)
- laparoscopic [65.01](#)
- Oophorotomy** [65.09](#)
- laparoscopic [65.01](#)
- Opening**
- bony labyrinth (ear) [20.79](#)
 - cranial suture [02.01](#)
 - heart valve
 - closed heart technique
 - see Valvulotomy, by site
 - open heart technique
 - see Valvuloplasty, by site
 - spinal dura [03.09](#)
- Operation**
- Abbe
 - construction of vagina [70.61](#)
 - intestinal anastomosis
 - see Anastomosis, intestine
 - abdominal (region) NEC [54.99](#)
 - abdominoperineal NEC [48.5](#)
 - Aburel (intra-amniotic injection for abortion) [75.0](#)
 - Adams
 - advancement of round ligament [69.22](#)
 - crushing of nasal septum [21.88](#)
 - excision of palmar fascia [82.35](#)
 - adenoids NEC [28.99](#)
 - adrenal (gland) (nerve) (vessel) NEC [07.49](#)
 - Albee
 - bone peg, femoral neck [78.05](#)

Operation---Cont.

graft for slipping patella [78.06](#)
 sliding inlay graft, tibia [78.07](#)
 Albert (arthrodesis, knee) [81.22](#)
 Aldridge (-Studdiford) (urethral sling) [59.5](#)
 Alexander
 prostatectomy
 perineal [60.62](#)
 suprapubic [60.3](#)
 shortening of round ligaments of uterus [69.22](#)
 Alexander-Adams (shortening of round ligaments of uterus) [69.22](#)
 Almoor (extrapetrosal drainage) [20.22](#)
 Altmeier (perineal rectal pull-through) [48.49](#)
 Ammon (dacryocystotomy) [09.53](#)
 Anderson (tibial lengthening) [78.37](#)
 Anel (dilation of lacrimal duct) [09.42](#)
 anterior chamber (eye) NEC [12.99](#)
 anti-incontinence NEC [59.79](#)
 antrum window (nasal sinus) [22.2](#)
 with Caldwell-Luc approach [22.39](#)
 anus NEC [49.99](#)
 aortic body NEC [39.8](#)
 aorticopulmonary window [39.59](#)
 appendix NEC [47.99](#)
 Arslan (fenestration of inner ear) [20.61](#)
 artery NEC [39.99](#)
 Asai (larynx) [31.75](#)
 Baffles (interatrial transposition of venous return) [35.91](#)
 Baldy-Webster (uterine suspension) [69.22](#)
 Ball
 herniorrhaphy -- see Repair, hernia, inguinal
 undercutting [49.02](#)
 Bankhart (capsular repair into glenoid, for shoulder dislocation) [81.82](#)
 Bardenheuer (ligation of innominate artery) [38.85](#)
 Barkan (goniotomy) [12.52](#)
 with goniotomy [12.53](#)
 Barr (transfer of tibialis posterior tendon) [83.75](#)
 Barsky (closure of cleft hand) [82.82](#)
 Bassett (vulvectomy with inguinal lymph node dissection) [71.5 \[40.3\]](#)
 Bassini (herniorrhaphy) -- see Repair, hernia, inguinal
 Batch-Spittler-McFaddin (knee disarticulation) [84.16](#)
 Batista (partial ventriculectomy)(ventricular reduction)(ventricular remodeling) [37.35](#)
 Beck I (epicardial poudrage) [36.39](#)
 Beck II (aorta-coronary sinus shunt) [36.39](#)

Operation---Cont.

Beck-Jianu (permanent gastrotomy) [43.19](#)
 Bell-Beuttner (subtotal abdominal hysterectomy) [68.39](#)
 Belsey (esophagogastric sphincter) [44.65](#)
 Beneniti (rotation of bulbous urethra) [58.49](#)
 Berke (levator resection eyelid) [08.33](#)
 Biesenberger (size reduction of breast, bilateral) [85.32](#)
 unilateral [85.31](#)
 Bigelow (litholapaxy) [57.0](#)
 biliary (duct) (tract) NEC [51.99](#)
 Billroth I (partial gastrectomy with gastroduodenostomy) [43.6](#)
 Billroth II (partial gastrectomy with gastrojejunostomy) [43.7](#)
 Binnie (hepatopexy) [50.69](#)
 Bischoff (ureteroneocystostomy) [56.74](#)
 bisection hysterectomy [68.39](#)
 laparoscopic [68.31](#)
 Bischoff (spinal myelotomy) [03.29](#)
 bladder NEC [57.99](#)
 flap [56.74](#)
 Blalock (systemic-pulmonary anastomosis) [39.0](#)
 Blalock-Hanlon (creation of atrial septal defect) [35.42](#)
 Blalock-Taussig (subclavian-pulmonary anastomosis) [39.0](#)
 Blascovic (resection and advancement of levator palpebrae superioris) [08.33](#)
 blood vessel NEC [39.99](#)
 Blount
 femoral shortening(with blade plate)[78.25](#)
 by epiphyseal stapling [78.25](#)
 Boari (bladder flap) [56.74](#)
 Bobb (cholelithotomy) [51.04](#)
 bone NEC -- see category [78.4](#)
 facial [76.99](#)
 injury NEC -- see category [79.9](#)
 marrow NEC [41.98](#)
 skull NEC [02.99](#)
 Bonney (abdominal hysterectomy) [68.4](#)
 Borthen (iridotaxis) [12.63](#)
 Bost
 plantar dissection [80.48](#)
 radiocarpal fusion [81.26](#)
 Bosworth
 arthroplasty for acromioclavicular separation [81.83](#)
 fusion of posterior lumbar spine [81.08](#)
 for pseudarthrosis [81.38](#)
 resection of radial head ligaments (for tennis elbow) [80.92](#)
 shelf procedure, hip [81.40](#)
 Bottle (repair of hydrocele of tunica vaginalis) [61.2](#)

Operation---Cont.

Boyd (hip disarticulation) [84.18](#)
 brain NEC [02.99](#)
 Brauer (cardiolysis) [37.10](#)
 breast NEC [85.99](#)
 Bricker (ileoureterostomy) [56.51](#)
 Bristow (repair of shoulder dislocation) [81.82](#)
 Brock (pulmonary valvulotomy) [35.03](#)
 Brockman (soft tissue release for clubfoot) [83.84](#)
 bronchus NEC [33.98](#)
 Browne (-Denis) (hypospadias repair) [58.45](#)
 Brunshwig (temporary gastrostomy) [43.19](#)
 buccal cavity NEC [27.99](#)
 Bunnell (tendon transfer) [82.56](#)
 Burch procedure (retropubic urethral suspension for urinary stress incontinence) [59.5](#)
 Burgess (amputation of ankle) [84.14](#)
 bursa NEC [83.99](#)
 hand [82.99](#)
 bypass -- see Bypass
 Caldwell (sulcus extension) [24.91](#)
 Caldwell-Luc (maxillary sinusotomy) [22.39](#)
 with removal of membrane lining [22.31](#)
 Callander (knee disarticulation) [84.16](#)
 Campbell
 bone block, ankle [81.11](#)
 fasciotomy (iliac crest) [83.14](#)
 reconstruction of anterior cruciate ligaments [81.45](#)
 canthus NEC [08.99](#)
 cardiac NEC [37.99](#)
 septum NEC [35.98](#)
 valve NEC [35.99](#)
 carotid body or gland NEC [39.8](#)
 Carroll and Taber (arthroplasty proximal interphalangeal joint) [81.72](#)
 Cattell (herniorrhaphy) [53.51](#)
 Cecil (urethral reconstruction) [58.46](#)
 cecum NEC [46.99](#)
 cerebral (meninges) NEC [02.99](#)
 cervix NEC [69.99](#)
 Chandler (hip fusion) [81.21](#)
 Charles (correction of lymphedema) [40.9](#)
 Charnley (compression arthrodesis)
 ankle [81.11](#)
 hip [81.21](#)
 knee [81.22](#)
 Cheattle-Henry --see Repair, hernia, femoral chest cavity NEC [34.99](#)
 Chevalier-Jackson (partial laryngectomy) [30.29](#)
 Child (radical subtotal pancreatectomy) [52.53](#)
 Chopart (midtarsal amputation) [84.12](#)
 chordae tendineae NEC [35.32](#)

Operation---Cont.

choroid NEC [14.9](#)
 ciliary body NEC [12.98](#)
 cisterna chyli NEC [40.69](#)
 Clagett (closure of chest wall following open flap drainage) [34.72](#)
 Clayton (resection of metatarsal heads and bases of phalanges) [77.88](#)
 clitoris NEC [71.4](#)
 cocked hat (metacarpal lengthening and transfer of local flap) [82.69](#)
 Cockett (varicose vein)
 lower limb [38.59](#)
 upper limb [38.53](#)
 Cody tack (perforation of footplate) [19.0](#)
 Coffey (uterine suspension) (Meigs' modification) [69.22](#)
 Cole (anterior tarsal wedge osteotomy) [77.28](#)
 Collis-Nissen (hiatal hernia repair) [53.80](#)
 colon NEC [46.99](#)
 Colonna
 adductor tenotomy (first stage) [83.12](#)
 hip arthroplasty (second stage) [81.40](#)
 reconstruction of hip (second stage) [81.40](#)
 comando (radical glossectomy) [25.4](#)
 conjunctiva NEC [83.12](#)
 destructive NEC [10.33](#)
 cornea NEC [11.99](#)
 Coventry (tibial wedge osteotomy) [77.27](#)
 Cox-maze procedure (ablation or destruction of heart tissue) - see maze procedure
 Crawford (tarso-frontalis sling of eyelid) [08.32](#)
 cul-de-sac NEC [70.92](#)
 Culp-Deweerd (spiral flap pyeloplasty) [55.87](#)
 Culp-Scardino (ureteral flap pyeloplasty) [55.87](#)
 Curtis (interphalangeal joint arthroplasty) [81.72](#)
 cystocele NEC [70.51](#)
 Dahlman (excision of esophageal diverticulum) [42.31](#)
 Dana (posterior rhizotomy) [03.1](#)
 Danforth (fetal) [73.8](#)
 Darrach (ulnar resection) [77.83](#)
 Davis (intubated ureterotomy) [56.2](#)
 de Grandmont (tarsectomy) [08.35](#)
 Delorme
 pericardiectomy [37.31](#)
 proctopexy [48.76](#)
 repair of prolapsed rectum [48.76](#)
 thoracoplasty [33.34](#)
 Denker (radical maxillary antrotomy) [22.31](#)
 Dennis-Varco (herniorrhaphy)
 -- see Repair, hernia, femoral
 Denonvillier (limited rhinoplasty) [21.86](#)
 dental NEC [24.99](#)
 orthodontic NEC [24.8](#)

Operation---Cont.

Derlacki (tyimpanoplasty) [19.4](#)
 diaphragm NEC [34.89](#)
 Dickson (fascial transplant) [83.82](#)
 Dickson-Diveley (tendon transfer and arthrodesis to correct claw toe) [77.57](#)
 Dieffenbach (hip disarticulation) [84.18](#)
 digestive tract NEC [46.99](#)
 Doleris (shortening of round ligaments) [69.22](#)
 D'Ombrian (excision of pterygium with corneal graft) [11.32](#)
 Dorrance (push-back operation for cleft palate) [27.62](#)
 Dotter (transluminal angioplasty) [39.59](#)
 Douglas (suture of tongue to lip for micrognathia) [25.59](#)
 Doyle (paracervical uterine denervation) [69.3](#)
 Duhamel (abdominoperineal pull-through) [48.65](#)
 Duhrssen (vaginofixation of uterus) [69.22](#)
 Dunn (triple arthrodesis) [81.12](#)
 duodenum NEC [46.99](#)
 Dupuytren
 fasciectomy [82.35](#)
 fasciotomy [82.12](#)
 with excision [82.35](#)
 shoulder disarticulation [84.08](#)
 Durham (-Caldwell) (transfer of biceps femoris tendon) [83.75](#)
 DuToit and Roux (staple capsulorrhaphy of shoulder) [81.82](#)
 DuVries (tenoplasty) [83.88](#)
 Dwyer
 fasciotomy [83.14](#)
 soft tissue release NEC [83.84](#)
 wedge osteotomy, calcaneus [77.28](#)
 Eagleton (extrapetrosal drainage) [20.22](#)
 ear (external) NEC [18.9](#)
 middle or inner NEC [20.99](#)
 Eden-Hybinette (glenoid bone block) [78.01](#)
 Effler (heart) [36.2](#)
 Eggers
 tendon release(patellar retinacula) [83.13](#)
 tendon transfer (biceps femoris tendon) (hamstring tendon) [83.75](#)
 Elliot(scleral trephination with iridectomy) [12.61](#)
 Ellis Jones(repair of peroneal tendon) [83.88](#)
 Ellison (reinforcement of collateral ligament) [81.44](#)
 Elmslie-Cholmeley(tarsal wedge osteotomy) [77.28](#)
 Eloesser
 thoracoplasty [33.34](#)
 thoracostomy [34.09](#)

Operation---Cont.

Emmet (cervix) [67.61](#)
 endorectal pull-through [48.41](#)
 epididymis NEC [63.99](#)
 esophagus NEC [42.99](#)
 Estes (ovary) [65.72](#)
 laparoscopic [65.75](#)
 Estlander (thoracoplasty) [33.34](#)
 Evans (release of clubfoot) [83.84](#)
 extraocular muscle NEC [15.9](#)
 multiple (two or more muscles) [15.4](#)
 with temporary detachment from globe [15.3](#)
 single [15.6](#)
 single [15.29](#)
 with temporary detachment from globe [15.19](#)
 eyeball NEC [16.99](#)
 eyelid(s) NEC [08.99](#)
 face NEC [27.99](#)
 facial bone or joint NEC [76.99](#)
 fallopian tube NEC [66.99](#)
 Farabeuf (ischiopubiotomy) [77.39](#)
 Fasanella-Servatt(blepharoptosis repair) [08.35](#)
 fascia NEC [83.99](#)
 hand [82.99](#)
 female (genital organs) NEC [71.9](#)
 hysterectomy NEC [68.9](#)
 fenestration (aorta) [39.54](#)
 Ferguson (hernia repair) [53.00](#)
 Fick (perforation of footplate) [19.0](#)
 filtering (for glaucoma) [12.79](#)
 with iridectomy [12.65](#)
 Finney (pyloroplasty) [44.29](#)
 fistulizing, sclera NEC [12.69](#)
 Foley (pyeloplasty) [55.87](#)
 Fontan (creation of conduit between right atrium and pulmonary artery) [35.94](#)
 Fothergill(-Donald)(uterine suspension) [69.22](#)
 Fowler
 arthroplasty of metacarpophalangeal joint [81.72](#)
 release (mallet finger repair) [82.84](#)
 tenodesis (hand) [82.85](#)
 thoracoplasty [33.34](#)
 Fox (entropion repair with wedge resection) [08.43](#)
 Franco (suprapubic cystotomy) [57.19](#)
 Frank (permanent gastrostomy) [43.19](#)
 Frazier (-Spiller) (subtemporal trigeminal rhizotomy) [04.02](#)
 Fredet-Ramstedt (pyloromyotomy) (with wedge resection) [43.3](#)
 Frenckner (intrapetrosal drainage) [20.22](#)
 Frickman (abdominal proctopexy) [48.75](#)
 Frommel (shortening of uterosacral ligaments) [69.22](#)

Operation---Cont.

Gabriel (abdominoperineal resection of rectum) [48.5](#)
gallbladder NEC [51.99](#)
ganglia NEC [04.99](#)
sympathetic [05.89](#)
Gant(wedge osteotomy of trochanter)[77.25](#)
Garceau (tibial tendon transfer) [83.75](#)
Gardner (spinal meningocele repair) [03.51](#)
gastric NEC [44.99](#)
Gelman (release of clubfoot) [83.84](#)
genital organ NEC
female [71.9](#)
male [64.99](#)
Ghormley (hip fusion) [81.21](#)
Gifford
destruction of lacrimal sac [09.6](#)
keratotomy (delimiting) [11.1](#)
Gill
arthrodesis of shoulder [81.23](#)
laminectomy [03.09](#)
Gill-Stein (carporadial arthrodesis) [81.25](#)
Gilliam (uterine suspension) [69.22](#)
Girdlestone
laminectomy with spinal fusion [81.00](#)
muscle transfer for claw toe [77.57](#)
resection of femoral head and neck
[77.85](#)
Girdlestone-Taylor (muscle transfer for claw toe repair) [77.57](#)
glaucoma NEC [12.79](#)
Glenn (anastomosis of superior vena cava to right pulmonary artery) [39.21](#)
globus pallidus NEC [01.42](#)
Goebel-Frangenheim-Stoeckel (urethrovesical suspension) [59.4](#)
Goldner (clubfoot release) [80.48](#)
Goldthwaite
ankle stabilization [81.11](#)
patella stabilization [81.44](#)
tendon transfer for patella dislocation
[81.44](#)
Goodall-Power (vagina) [70.4](#)
Gordon-Taylor (hindquarter amputation) [84.19](#)
Graber-Duvernay (drilling femoral head) [77.15](#)
Green (scapulopecty) [78.41](#)
Grice (subtalar arthrodesis) [81.13](#)
Gritti-Stokes (knee disarticulation) [84.16](#)
Gross (herniorrhaphy) [53.49](#)
gum NEC [24.39](#)
Guyon (amputation of ankle) [84.13](#)
Hagner (epididymotomy) [63.92](#)
Halsted -- see Repair, hernia, inguinal
Hampton (anastomosis small intestine to rectal stump) [45.92](#)
hanging hip (muscle release) [83.19](#)

Operation---Cont.

harelip [27.54](#)
Harrison-Richardson (vaginal suspension) [70.77](#)
Hartmann -- see Colectomy, by site
Hauser
achillototomy [83.11](#)
bunionectomy with adductor tendon transfer [77.53](#)
stabilization of patella [81.44](#)
Heaney (vaginal hysterectomy) [68.59](#)
laparoscopically assisted (LAVH) [68.51](#)
heart NEC [37.99](#)
valve NEC [35.99](#)
adjacent structure NEC [35.39](#)
Hegar (perineorrhaphy) [71.79](#)
Heine (cyclodialysis) [12.55](#)
Heineke-Mikulicz (pyloroplasty)
-- see category [44.2](#)
Heller (esophagomyotomy) [42.7](#)
Hellström (transplantation of aberrant renal vessel) [39.55](#)
hemorrhoids NEC [49.49](#)
Henley (jejunal transposition) [43.81](#)
hepatic NEC [50.99](#)
hernia -- see Repair, hernia
Hey (amputation of foot) [84.12](#)
Hey-Groves (reconstruction of anterior cruciate ligament) [81.45](#)
Heyman (soft tissue release for clubfoot) [83.84](#)
Heyman-Herndon (-Strong) (correction of metatarsus varus) [80.48](#)
Hibbs (lumbar spinal fusion)
-- see Fusion, lumbar
Higgins -- see Repair, hernia, femoral
Hill-Allison (hiatal hernia repair, transpleural approach) [53.80](#)
Hitchcock (anchoring tendon of biceps) [83.88](#)
Hofmeister (gastrectomy) [43.7](#)
Hoke
midtarsal fusion [81.14](#)
triple arthrodesis [81.12](#)
Holth
iridencleisis [12.63](#)
sclerectomy [12.65](#)
Homan (correction of lymphedema) [40.9](#)
Hutch (ureteroneocystostomy) [56.74](#)
Hybinette-eden (glenoid bone block) [78.01](#)
hymen NEC [70.91](#)
hypopharynx NEC [29.99](#)
hypophysis NEC [07.79](#)
ileal loop [56.51](#)
ileum NEC [46.99](#)
intestine NEC [46.99](#)
iris NEC [12.97](#)
inclusion [12.63](#)

Operation---Cont.

Irving (tubal ligation) [66.32](#)
 Irwin -- see also Osteotomy [77.30](#)
 Jaboulay (gastroduodenostomy) [44.39](#)
 laparoscopic [44.38](#)
 Janeway (permanent gastrostomy) [43.19](#)
 Jatene (arterial switch) [35.84](#)
 jejunum NEC [46.99](#)
 Johanson (urethral reconstruction) [58.46](#)
 joint (capsule) (ligament) (structure) NEC
 [81.99](#)
 facial NEC [76.99](#)
 Jones
 claw toe (transfer of extensor hallucis
 longus tendon) [77.57](#)
 modified (with arthrodesis) [77.57](#)
 dacryocystorhinostomy [09.81](#)
 hammer toe (interphalangeal fusion)
 [77.56](#)
 modified (tendon transfer with
 arthrodesis) [77.57](#)
 repair of peroneal tendon [83.88](#)
 Joplin (exostectomy with tendon transfer)
 [77.53](#)
 Kader (temporary gastrostomy) [43.19](#)
 Kaufman (for urinary stress incontinence)
 [59.79](#)
 Kazanjian (buccal vestibular sulcus
 extension) [24.91](#)
 Kehr (hepatopexy) [50.69](#)
 Keller (bunionectomy) [77.59](#)
 Kelly (-Kennedy) (urethrovesical plication)
 [59.3](#)
 Kelly-Stoeckel (urethrovesical plication)
 [59.3](#)
 Kerr (cesarean section) [74.1](#)
 Kessler (arthroplasty, carpometacarpal
 joint) [81.74](#)
 Kidner (excision of accessory navicular
 bone) (with tendon transfer) [77.98](#)
 kidney NEC [55.99](#)
 Killian (frontal sinusotomy) [22.41](#)
 King-Steelquist (hindquarter amputation)
 [84.19](#)
 Kirk (amputation through thigh) [84.17](#)
 Kock pouch
 bowel anastomosis -- omit code
 continent ileostomy [46.22](#)
 cutaneous uretero-ileostomy [56.51](#)
 ESWL (electrocorporeal shockwave
 lithotripsy) [98.51](#)
 removal, calculus [57.19](#)
 revision, cutaneous uretero-ileostomy
 [56.52](#)
 urinary diversion procedure [56.51](#)
 Kondoleon (correction of lymphedema) [40.9](#)
 Krause (sympathetic denervation) [05.29](#)
 Kroener (partial salpingectomy) [66.69](#)

Operation---Cont.

Kroenlein (lateral orbitotomy) [16.01](#)
 Kronig (low cervical cesarean section) [74.1](#)
 Krukenberg (reconstruction of below-elbow
 amputation) [82.89](#)
 Kuhnt-Szymanowski (ectropion repair with
 lid reconstruction) [08.44](#)
 Labbe (gastrostomy) [43.0](#)
 labia NEC [71.8](#)
 lacrimal
 gland [09.3](#)
 system NEC [09.99](#)
 Ladd (mobilization of intestine) [54.95](#)
 Lagrange (iridosclerectomy) [12.65](#)
 Lambrinudi (triple arthrodesis) [81.12](#)
 Langenbeck (cleft palate repair) [27.62](#)
 Lapidus (bunionectomy with metatarsal
 osteotomy) [77.51](#)
 Larry (shoulder disarticulation) [84.08](#)
 larynx NEC [31.98](#)
 Lash
 internal cervical os repair [67.59](#)
 laparoscopic supracervical hysterectomy
 [68.31](#)
 Latzko
 cesarean section, extraperitoneal [74.2](#)
 colpocleisis [70.8](#)
 Leadbetter (urethral reconstruction) [58.46](#)
 Leadbetter-Politano
 (ureteroneocystostomy) [56.74](#)
 Le Fort (colpocleisis) [70.8](#)
 LeMesurier (cleft lip repair) [27.54](#)
 lens NEC [13.9](#)
 Leriche (periarterial sympathectomy) [05.25](#)
 levator muscle sling
 eyelid ptosis repair [08.33](#)
 urethrovesical suspension [59.71](#)
 urinary stress incontinence [59.71](#)
 lid suture (blepharoptosis) [08.31](#)
 ligament NEC [81.99](#)
 broad NEC [69.98](#)
 round NEC [69.98](#)
 uterine NEC [69.98](#)
 Lindholm (repair of ruptured tendon) [83.88](#)
 Linton (varicose vein) [38.59](#)
 lip NEC [27.99](#)
 Lisfranc
 foot amputation [84.12](#)
 shoulder disarticulation [84.08](#)
 Littlewood (forequarter amputation) [84.09](#)
 liver NEC [50.99](#)
 Lloyd-Davies (abdominoperineal
 resection) [48.5](#)
 Longmire (bile duct anastomosis) [51.39](#)
 Lord
 dilation of anal canal for hemorrhoids [49.49](#)
 hemorrhoidectomy [49.49](#)
 orchidopexy [62.5](#)

Operation---Cont.

Lucas and Murray (knee arthrodesis with plate) [81.22](#)
 lung NEC [33.99](#)
 Lung volume reduction [32.22](#)
 lymphatic structure(s) NEC [40.9](#)
 duct, left (thoracic) NEC [40.69](#)
 Madlener (tubal ligation) [66.31](#)
 Magnuson (-Stack) (arthroplasty for recurrent shoulder dislocation) [81.82](#)
 male genital organs NEC [64.99](#)
 Manchester (-Donald) (-Fothergill) (uterine suspension) [69.22](#)
 mandible NEC [76.99](#)
 orthognathic [76.64](#)
 Marckwald (cervical os repair) [67.59](#)
 Marshall-Marchetti (-Krantz) (retropubic urethral suspension) [59.5](#)
 Matas (aneurysmorrhaphy) [39.52](#)
 Mayo
 bunionectomy [77.59](#)
 herniorrhaphy [53.49](#)
 vaginal hysterectomy [68.59](#)
 laparoscopically assisted(LAVH) [68.51](#)
 maze procedure (ablation or destruction of heart tissue)
 by incision (open) [37.33](#)
 by peripherally inserted catheter [37.34](#)
 endovascular approach [37.34](#)
 trans-thoracic approach [37.33](#)
 Mazet (knee disarticulation) [84.16](#)
 McBride (bunionectomy with soft tissue correction) [77.53](#)
 McBurney -- see Repair, hernia, inguinal
 McCall (enterocele repair) [70.92](#)
 McCauley (release of clubfoot) [83.84](#)
 McDonald (encirclement suture, cervix) [67.59](#)
 McIndoe (vaginal construction) [70.61](#)
 McKeever (fusion of first metatarsophalangeal joint for hallux valgus repair) [77.52](#)
 McKissock (breast reduction) [85.33](#)
 McReynolds (transposition of pterygium) [11.31](#)
 McVay
 femoral hernia
 -- see Repair, hernia, femoral
 inguinal hernia
 -- see Repair, hernia, inguinal
 meninges (spinal) NEC [03.99](#)
 cerebral NEC [02.99](#)
 mesentery NEC [54.99](#)
 Mikulicz (exteriorization of intestine) (first stage) [46.03](#)
 second stage [46.04](#)
 Miles (complete proctectomy) [48.5](#)
 Millard (cheiloplasty) [27.54](#)

Operation---Cont.

Miller
 midtarsal arthrodesis [81.14](#)
 urethrovessical suspension [59.4](#)
 Millin-Read (urethrovessical suspension) [59.4](#)
 Mitchell (hallux valgus repair) [77.51](#)
 Mohs (chemosurgical excision of skin) [86.24](#)
 Moore (arthroplasty) [81.52](#)
 Moschowitz
 enterocele repair [70.92](#)
 herniorrhaphy -- see Repair, hernia, femoral
 sigmoidopexy [46.63](#)
 mouth NEC [27.99](#)
 Muller (banding of pulmonary artery) [38.85](#)
 Mumford (partial claviculectomy) [77.81](#)
 muscle NEC [83.99](#)
 extraocular -- see Operation, extraocular
 hand NEC [82.99](#)
 papillary heart NEC [35.31](#)
 musculoskeletal system NEC [84.99](#)
 Mustard (interatrial transposition of venous return) [35.91](#)
 nail (finger) (toe) NEC [86.99](#)
 nasal sinus NEC [22.9](#)
 nasopharynx NEC [29.99](#)
 nerve (cranial) (peripheral) NEC [04.99](#)
 adrenal NEC [07.49](#)
 sympathetic NEC [05.89](#)
 nervous system NEC [05.9](#)
 Nicola (tenodesis for recurrent dislocation of shoulder) [81.82](#)
 nipple NEC [85.99](#)
 Nissen (fundoplication of stomach) [44.66](#)
 laparoscopic [44.67](#)
 Noble (plication of small intestine) [46.62](#)
 node (lymph) NEC [40.9](#)
 Norman Miller (vaginopexy) [70.77](#)
 Norton(extraperitoneal cesarean operation) [74.2](#)
 nose, nasal NEC [21.99](#)
 sinus NEC [22.9](#)
 Ober(-Yount)(gluteal-iliotibial fasciotomy) [83.14](#)
 obstetric NEC [75.99](#)
 ocular NEC [16.99](#)
 muscle--see Operation, extraocular muscle
 O'Donoghue (triad knee repair) [81.43](#)
 Olshausen (uterine suspension) [69.22](#)
 omentum NEC [54.99](#)
 ophthalmologic NEC [16.99](#)
 oral cavity NEC [27.99](#)
 orbicularis muscle sling [08.36](#)
 orbit NEC [16.98](#)
 oropharynx NEC [29.99](#)
 orthodontic NEC [24.8](#)
 orthognathic NEC [76.69](#)
 Oscar Miller (midtarsal arthrodesis) [81.14](#)

Operation---Cont.

Osmond-Clark (soft tissue release with peroneus brevis tendon transfer) [83.75](#)
 ovary NEC [65.99](#)
 Oxford (for urinary incontinence) [59.4](#)
 palate NEC [27.99](#)
 palpebral ligament sling [08.36](#)
 Panas (linear proctotomy) [48.0](#)
 Pancoast (division of trigeminal nerve at foramen ovale) [04.02](#)
 pancreas NEC [52.99](#)
 pantaloon(revision of gastric anastomosis)[44.5](#)
 papillary muscle (heart) NEC [35.31](#)
 Paquin (ureteroneocystostomy) [56.74](#)
 parathyroid gland(s) NEC [06.99](#)
 parotid gland or duct NEC [26.99](#)
 Partsch (marsupialization of dental cyst) [24.4](#)
 Pattee (auditory canal) [18.6](#)
 Peet (splanchnic resection) [05.29](#)
 Pemberton
 osteotomy of ilium [77.39](#)
 rectum (mobilization and fixation for prolapse repair) [48.76](#)
 penis NEC [64.98](#)
 Pereyra (paraurethral suspension) [59.6](#)
 pericardium NEC [37.99](#)
 perineum (female) NEC [71.8](#)
 male NEC [86.99](#)
 perirectal tissue NEC [48.99](#)
 perirenal tissue NEC [59.92](#)
 peritoneum NEC [54.99](#)
 periurethral tissue NEC [58.99](#)
 perivesical tissue NEC [59.92](#)
 pharyngeal flap (cleft palate repair) [27.62](#)
 secondary or subsequent [27.63](#)
 pharynx, pharyngeal (pouch) NEC [29.99](#)
 pineal gland NEC [07.59](#)
 Pinsker (obliteration of nasoseptal telangiectasia) [21.07](#)
 Piper (forceps) [72.6](#)
 Pirogoff (ankle amputation through malleoli of tibia and fibula) [84.14](#)
 pituitary gland NEC [07.79](#)
 plastic -- see Repair, by site
 pleural cavity NEC [34.99](#)
 Politano-Leadbetter
 (ureteroneocystostomy) [56.74](#)
 pollicization (with nerves and blood supply) [82.61](#)
 Polya (gastrectomy) [43.7](#)
 Pomeroy (ligation and division of fallopian tubes) [66.32](#)
 Poncet
 lengthening of Achilles tendon [83.85](#)
 urethrostomy, perineal [58.0](#)

Operation---Cont.

Porro (cesarean section) [74.99](#)
 postrior chamber (eye) NEC [14.9](#)
 Potts-Smith (descending aorta-left pulmonary artery anastomosis) [39.0](#)
 Printen and Mason (high gastric bypass) [44.31](#)
 prostate NEC --see also Prostatectomy [60.69](#)
 specified type [60.99](#)
 pterygium [11.39](#)
 with corneal graft [11.32](#)
 Puestow (pancreaticojejunostomy) [52.96](#)
 pull-through NEC [48.49](#)
 pulmonary NEC [33.99](#)
 push-back (cleft palate repair) [27.62](#)
 Putti-Platt (capsulorrhaphy of shoulder for recurrent dislocation) [81.82](#)
 pyloric exclusion [44.39](#)
 laparoscopic [44.38](#)
 pyriform sinus NEC [29.99](#)
 "rabbit ear" (anterior urethropexy) (Tudor) [59.79](#)
 Ramadier (intrapetrosal drainage) [20.22](#)
 Ramstedt (pyloromyotomy) (with wedge resection) [43.3](#)
 Rankin
 exteriorization of intestine [46.03](#)
 proctectomy (complete) [48.5](#)
 Rashkind (balloon septostomy) [35.41](#)
 Rastelli (creation of conduit between right ventricle and pulmonary artery) [35.92](#)
 in repair of
 pulmonary artery atresia [35.92](#)
 transposition of great vessels [35.92](#)
 truncus arteriosus [35.83](#)
 Raz-Pereyra procedure (bladder neck suspension) [59.79](#)
 rectal NEC [48.99](#)
 rectocele NEC [70.52](#)
 re-entry (aorta) [39.54](#)
 renal NEC [55.99](#)
 respiratory (tract) NEC [33.99](#)
 retina NEC [14.9](#)
 Ripstein (repair of rectal prolapse) [48.75](#)
 Rodney Smith (radical subtotal pancreatectomy) [52.53](#)
 Roux-en-Y
 bile duct [51.36](#)
 cholecystojejunostomy [51.32](#)
 esophagus (intrathoracic) [42.54](#)
 gastroenterostomy [44.39](#)
 laparoscopic [44.38](#)
 gastrojejunostomy [44.39](#)
 laparoscopic [44.38](#)
 pancreaticojejunostomy [52.96](#)
 Roux-Goldthwait (repair of patellar dislocation) [81.44](#)

Operation---Cont.

Roux-Herzen-Judine (jejunal loop interposition) [42.63](#)
 Ruiz-Mora (proximal phalangectomy for hammer toe) [77.99](#)
 Russe (bone graft of scaphoid) [78.04](#)
 Saemisch (corneal section) [11.1](#)
 salivary gland or duct NEC [26.99](#)
 Salter (innominate osteotomy) [77.39](#)
 Sauer-Bacon (abdominoperineal resection) [48.5](#)
 Schanz (femoral osteotomy) [77.35](#)
 Schauta (-Amreich) (radical vaginal hysterectomy) [68.7](#)
 Schede (thoracoplasty) [33.34](#)
 Scheie
 cautery of sclera [12.62](#)
 sclerostomy [12.62](#)
 Schlatter (total gastrectomy) [43.99](#)
 Schroeder (endocervical excision) [67.39](#)
 Schuchardt (monobstetrical episiotomy) [71.09](#)
 Schwartz (simple mastoidectomy) [20.41](#)
 sclera NEC [12.89](#)
 Scott
 intestinal bypass for obesity [45.93](#)
 jejunocolostomy (bypass) [45.93](#)
 scrotum NEC [61.99](#)
 Seddon-Brooks (transfer of pectoralis major tendon) [83.75](#)
 Semb (apicolysis of lung) [33.39](#)
 seminal vesicle NEC [60.79](#)
 Senning (correction of transposition of great vessels) [35.91](#)
 Sever (division of soft tissue of arm) [83.19](#)
 Sewell (heart) [36.2](#)
 sex transformation NEC [64.5](#)
 Sharrard (iliopsoas muscle transfer) [83.77](#)
 shelf (hip arthroplasty) [81.40](#)
 Shirodkar (encirclement suture, cervix) [67.59](#)
 sigmoid NEC [46.99](#)
 Silver (bunionectomy) [77.59](#)
 Sistrunk(excision of thyroglossal cyst) [06.7](#)
 Skene's gland NEC [71.8](#)
 skin NEC [86.99](#)
 skull NEC [02.99](#)
 sling
 eyelid
 fascia lata, palpebral [08.36](#)
 frontalis fascial [08.32](#)
 levator muscle [08.33](#)
 orbicularis muscle [08.36](#)
 palpebrae ligament, fascia lata [08.36](#)
 tarsus muscle [08.35](#)
 fascial (fascia lata)
 eye [08.32](#)

Operation---Cont.

for facial weakness (trigeminal nerve paralysis) [86.81](#)
 palpebral ligament [08.36](#)
 tongue [25.59](#)
 tongue (fascial) [25.59](#)
 urethra (suprapubic) [59.4](#)
 retropubic [59.5](#)
 urethrovessical [59.5](#)
 Slocum (pes anserinus transfer) [81.47](#)
 Sluder (tonsillectomy) [28.2](#)
 Smith (open osteotomy of mandible) [76.62](#)
 Smith-Peterson (radiocarpal arthrodesis) [81.25](#)
 Smithwick (sympathectomy) [05.29](#)
 Soave (endorectal pull-through) [48.41](#)
 soft tissue NEC [83.99](#)
 hand [82.99](#)
 Sonneberg (inferior maxillary neurectomy) [04.07](#)
 Sorondo-Ferré(hindquarter amputation) [84.19](#)
 Soutter (iliac crest fasciotomy) [83.14](#)
 Spalding-Richardson (uterine suspension) [69.22](#)
 spermatic cord NEC [63.99](#)
 sphincter of Oddi NEC [51.89](#)
 spinal (canal) (cord) (structures) NEC [03.99](#)
 Spinelli (correction of inverted uterus) [75.93](#)
 Spivack (permanent gastrostomy) [43.19](#)
 spleen NEC [41.99](#)
 S.P. Rogers (knee disarticulation) [84.16](#)
 Ssabanejew-Frank (permanent gastrostomy) [43.19](#)
 Stacke (simple mastoidectomy) [20.41](#)
 Stallard (conjunctivocystorhinostomy) [09.82](#)
 with insertion of tube or stent [09.83](#)
 Stamm (-Kader) (temporary gastrostomy) [43.19](#)
 Steinberg [44.5](#)
 Steindler
 fascia stripping(for cavus deformity) [83.14](#)
 flexorplasty (elbow) [83.77](#)
 muscle transfer [83.77](#)
 sterilization NEC
 female --see also specific operation [66.39](#)
 male--see also Ligation, vas deferens[63.70](#)
 Stewart (renal plication with pyeloplasty) [55.87](#)
 stomach NEC [44.99](#)
 Stone (anoplasty) [49.79](#)
 Strassman (metroplasty) [69.49](#)
 metroplasty (Jones modification) [69.49](#)
 uterus [68.22](#)
 Strayer (gastrocnemius recession) [83.72](#)
 stress incontinence -- see Repair, stress incontinence
 Stromeyer-Little (hepatotomy) [50.0](#)
 Strong (unbridling of celiac artery axis) [39.91](#)
 Sturmdorf (conization of cervix) [67.2](#)

Operation---Cont.

subcutaneous tissue NEC [86.99](#)
 sublingual gland or duct NEC [26.99](#)
 submaxillary gland or duct NEC [26.99](#)
 Summerskill (dacryocystorhinostomy by intubation) [09.81](#)
 Surmay (jejunostomy) [46.39](#)
 Swenson
 bladder reconstruction [57.87](#)
 proctectomy [48.49](#)
 Swinney (urethral reconstruction) [58.46](#)
 Syme
 ankle amputation through malleoli of tibia and fibula [84.14](#)
 urethrotomy, external [58.0](#)
 sympathetic nerve NEC [05.89](#)
 Taarnhoj (trigeminal nerve root decompression) [04.41](#)
 Tack (sacculotomy) [20.79](#)
 Talma-Morison (omentopexy) [54.74](#)
 Tanner (devascularization of stomach) [44.99](#)
 TAPVC NEC [35.82](#)
 tarsus NEC [08.99](#)
 muscle sling [08.35](#)
 tendon NEC [83.99](#)
 extraocular NEC [15.9](#)
 hand NEC [82.99](#)
 testis NEC [62.99](#)
 tetralogy of Fallot
 partial repair -- see specific procedure
 total (one-stage) [35.81](#)
 Thal (repair of esophageal stricture) [42.85](#)
 thalamus [01.41](#)
 by stereotactic radiosurgery [92.32](#)
 cobalt 60 [92.32](#)
 linear accelerator (LINAC) [92.31](#)
 multi-source [92.32](#)
 particle beam [92.33](#)
 particulate [92.33](#)
 radiosurgery NEC [92.39](#)
 single source photon [92.31](#)
 Thiersch
 anus [49.79](#)
 skin graft [86.69](#)
 hand [86.62](#)
 Thompson
 cleft lip repair [27.54](#)
 correction of lymphedema [40.9](#)
 quadricepsplasty [83.86](#)
 thumb apposition with bone graft [82.69](#)
 thoracic duct NEC [40.69](#)
 thorax NEC [34.99](#)
 Thorek (partial cholecystectomy) [51.21](#)
 three-snip, punctum [09.51](#)
 thymus NEC [07.99](#)
 thyroid gland NEC [06.98](#)
 TKP (thermokeratoplasty) [11.74](#)

Operation---Cont.

Tomkins (metroplasty) [69.49](#)
 tongue NEC [25.99](#)
 flap, palate [27.62](#)
 tie [25.91](#)
 tonsil NEC [28.99](#)
 Torek (-Bevan) (orchidopexy) (first stage) (second stage) [62.5](#)
 Torildsen (ventriculocisternal shunt) [02.2](#)
 Torpin (cul-de-sac resection) [70.92](#)
 Toti (dacryocystorhinostomy) [09.81](#)
 Touchas [86.83](#)
 Touroff(ligation of subclavian artery) [38.85](#)
 trabeculae corneae cordis(heart) NEC[35.35](#)
 trachea NEC [31.99](#)
 Trauner (lingual sulcus extension) [24.91](#)
 truncus arteriosus NEC [35.83](#)
 Tsuge (macroductyly repair) [82.83](#)
 Tudor "rabbit ear" (anterior urethropexy) [59.79](#)
 Tuffier
 apiclysis of lung [33.39](#)
 vaginal hysterectomy [68.59](#)
 laparoscopically assisted(LAVH) [68.51](#)
 tunica vaginalis NEC [61.99](#)
 Turco (release of joint capsules in clubfoot) [80.48](#)
 Uchida (tubal ligation with or without fimbriectomy) [66.32](#)
 umbilicus NEC [54.99](#)
 urachus NEC [57.51](#)
 Urban (mastectomy) (unilateral) [85.47](#)
 bilateral [85.48](#)
 ureter NEC [56.99](#)
 urethra NEC [58.99](#)
 urinary system NEC [59.99](#)
 uterus NEC [69.99](#)
 supporting structures NEC [69.98](#)
 uvula NEC [27.79](#)
 vagina NEC [70.91](#)
 vascular NEC [39.99](#)
 vas deferens NEC [63.99](#)
 ligation NEC [63.71](#)
 vein NEC [39.99](#)
 vena cava sieve [38.7](#)
 vertebra NEC [78.49](#)
 vesical (bladder) NEC [57.99](#)
 vessel NEC [39.99](#)
 cardiac NEC [36.99](#)
 Vicq d'Azyr (larynx) [31.1](#)
 Vidal (varicocele ligation) [63.1](#)
 Vineberg (implantation of mammary artery into ventricle) [36.2](#)
 vitreous NEC [14.79](#)
 vocal cord NEC [31.98](#)
 von Kraske (proctectomy) [48.64](#)
 Voss (hanging hip operation) [83.19](#)

Operation--Cont.

Vulva (-Compere) (lengthening of gastrocnemius muscle) [83.85](#)
 vulva NEC [71.8](#)
 Ward-Mayo (vaginal hysterectomy) [68.59](#)
 laparoscopically assisted (LAVH) [68.51](#)
 Wardill (cleft palate) [27.62](#)
 Waters (extraperitoneal cesarean section) [74.2](#)
 Waterston (aorta-right pulmonary artery anastomosis) [39.0](#)
 Watkins (-Wertheim) (uterus interposition) [69.21](#)
 Watson-Jones
 hip arthrodesis [81.21](#)
 reconstruction of lateral ligaments, ankle [81.49](#)
 shoulder arthrodesis (extra-articular) [81.23](#)
 tenoplasty [83.88](#)
 Weir
 appendicostomy [47.91](#)
 correction of nostrils [21.86](#)
 Wertheim (radical hysterectomy) [68.6](#)
 West (dacryocystorhinostomy) [09.81](#)
 Wheeler
 entropion repair [08.44](#)
 halving procedure (eyelid) [08.24](#)
 Whipple (radical
 pancreaticoduodenectomy) [52.7](#)
 Child modification (radical subtotal
 pancreatectomy) [52.53](#)
 Rodney Smith modification (radical
 subtotal
 pancreatectomy) [52.53](#)
 White (lengthening of tendo calcaneus by
 incomplete tenotomy) [83.11](#)
 Whitehead
 glossectomy, radical [25.4](#)
 hemorrhoidectomy [49.46](#)
 Whitman
 foot stabilization (talectomy) [77.98](#)
 hip reconstruction [81.40](#)
 repair of serratus anterior muscle [83.87](#)
 talectomy [77.98](#)
 trochanter wedge osteotomy [77.25](#)
 Wier (entropion repair) [08.44](#)
 Williams-Richardson (vaginal construction) [70.61](#)
 Wilms (thoracoplasty) [33.34](#)
 Wilson (angulation osteotomy for hallux valgus) [77.51](#)
 window
 antrum (nasal sinus) -- see Antrotomy, maxillary
 aorticopulmonary [39.59](#)
 bone cortex--see also Incision, bone [77.10](#)
 facial [76.09](#)

Operation--Cont.

nasoantral -- see Antrotomy, maxillary
 pericardium [37.12](#)
 pleural [34.09](#)
 Winiwarter (cholecystoenterostomy) [51.32](#)
 Witzel (temporary gastrostomy) [43.19](#)
 Woodward (release of high riding scapula) [81.83](#)
 Young
 epispadias repair [58.45](#)
 tendon transfer (anterior tibialis) (repair of flat foot) [83.75](#)
 Yount (division of iliotibial band) [83.14](#)
 Zancolli
 capsuloplasty [81.72](#)
 tendon transfer (biceps) [82.56](#)
 Ziegler (iridectomy) [12.14](#)
Operculectomy [24.6](#)
Ophthalmectomy [16.49](#)
 with implant (into Tenon's capsule) [16.42](#)
 with attachment of muscles [16.41](#)
Ophthalmoscopy [16.21](#)
Opponensplasty (hand) [82.56](#)
Orbitomaxillectomy, radical [16.51](#)
Orbitotomy (anterior) (frontal) (temporofrontal) (transfrontal) NEC [16.09](#)
 with
 bone flap [16.01](#)
 insertion of implant [16.02](#)
 Kroenlein (lateral) [16.01](#)
 lateral [16.01](#)
Orchidectomy (with epididymectomy) (unilateral) [62.3](#)
 bilateral (radical) [62.41](#)
 remaining or solitary testis [62.42](#)
Orchidopexy [62.5](#)
Orchidoplasty [62.69](#)
Orchidorrhaphy [62.61](#)
Orchidotomy [62.0](#)
Orchiectomy (with epididymectomy) (unilateral) [62.3](#)
 bilateral (radical) [62.41](#)
 remaining or solitary testis [62.42](#)
Orchiopexy [62.5](#)
Orchioplasty [62.69](#)
Orthoentgenography -- see Radiography
Oscar Miller operation (midtarsal arthrodesis) [81.14](#)
Osmond-Clark operation (soft tissue release with peroneus brevis tendon transfer) [83.75](#)
Ossiculectomy NEC [19.3](#)
 with
 stapedectomy
 -- see also Stapedectomy [19.19](#)
 stapes mobilization [19.0](#)
 tympaanoplasty [19.53](#)
 revision [19.6](#)
Ossiculotomy NEC [19.3](#)

Osteotomy (partial), except facial
 -- see also category [77.8](#)
 facial NEC [76.39](#)
 total [76.45](#)
 with reconstruction [76.44](#)
 first metatarsal head -- see **Unionectomy**
 for graft (autograft) (homograft)
 -- see also category [77.7](#)
 mandible [76.31](#)
 total [76.42](#)
 with reconstruction [76.41](#)
 total, except facial
 -- see also category [77.9](#)
 facial NEC [76.45](#)
 with reconstruction [76.44](#)
 mandible [76.42](#)
 with reconstruction [76.41](#)

Osteoarthrotomy
 -- see also **Osteotomy** [77.30](#)

Osteoclasia [78.70](#)
 carpal, metacarpal [78.74](#)
 clavicle [78.71](#)
 ear [20.79](#)
 femur [78.75](#)
 fibula [78.77](#)
 humerus [78.72](#)
 patella [78.76](#)
 pelvic [78.79](#)
 phalanges (foot) (hand) [78.79](#)
 radius [78.73](#)
 scapula [78.71](#)
 specified site NEC [78.79](#)
 tarsal, metatarsal [78.78](#)
 thorax (ribs) (sternum) [78.71](#)
 tibia [78.77](#)
 ulna [78.73](#)
 vertebrae [78.79](#)

Osteolysis -- see category [78.4](#)

Osteopathic manipulation -- see also
 Manipulation, osteopathic [93.67](#)

Osteoplasty NEC -- see category [78.4](#)
 with bone graft -- see **Graft, bone**
 for
 bone lengthening--see **Lengthening, bone**
 bone shortening -- see **Shortening, bone**
 repair of malunion or nonunion of
 fracture -- see **Repair, fracture,**
 malunion or nonunion
 carpal, metacarpal [78.44](#)
 clavicle [78.41](#)
 cranium NEC [02.06](#)
 with
 flap (bone) [02.03](#)
 graft (bone) [02.04](#)
 facial bone NEC [76.69](#)
 femur [78.45](#)
 fibula [78.47](#)
 humerus [78.42](#)

Osteoplasty NEC---*Cont.*
 mandible, mandibular NEC [76.64](#)
 body [76.63](#)
 ramus (open) [76.62](#)
 closed [76.61](#)
 maxilla (segmental) [76.65](#)
 total [76.66](#)
 nasal bones [21.89](#)
 patella [78.46](#)
 pelvic [78.49](#)
 phalanges (foot) (hand) [78.49](#)
 radius [78.43](#)
 scapula [78.41](#)
 skull NEC [02.06](#)
 with
 flap (bone) [02.03](#)
 graft (bone) [02.04](#)
 specified site NEC [78.49](#)
 tarsal, metatarsal [78.48](#)
 thorax (ribs) (sternum) [78.41](#)
 tibia [78.47](#)
 ulna [78.43](#)
 vertebrae [78.49](#)

Osteorrhaphy -- see also **Osteoplasty** [78.40](#)

Osteosynthesis (fracture) -- see **Reduction,**
 fracture

Osteotomy (adduction) (angulation) (block)
 (derotational) (displacement) (partial)
 (rotational) [77.30](#)
 carpals, metacarpals [77.34](#)
 wedge [77.24](#)
 clavicle [77.31](#)
 wedge [77.21](#)
 facial bone NEC [76.69](#)
 femur [77.35](#)
 wedge [77.25](#)
 fibula [77.37](#)
 wedge [77.27](#)
 humerus [77.32](#)
 wedge [77.22](#)
 mandible (segmental) (subapical) [76.64](#)
 angle (open) [76.62](#)
 closed [76.61](#)
 body [76.63](#)
 Gigli saw [76.61](#)
 ramus (open) [76.62](#)
 closed [76.61](#)
 maxilla (segmental) [76.65](#)
 total [76.66](#)
 metatarsal [77.38](#)
 wedge [77.28](#)
 for hallux valgus repair [77.51](#)
 patella [77.36](#)
 wedge [77.26](#)
 pelvic [77.39](#)
 wedge [77.29](#)
 phalanges (foot) (hand) [77.39](#)
 for repair of

Osteotomy---Cont.

- bunion -- see Bunionectomy
- bunionette [77.54](#)
- hallux valgus -- see Bunionectomy
- wedge [77.29](#)
 - for repair of
 - bunion -- see Bunionectomy
 - bunionette [77.54](#)
 - hallux valgus -- see Bunionectomy
- radius [77.33](#)
 - wedge [77.23](#)
- scapula [77.31](#)
 - wedge [77.21](#)
- specified site NEC [77.39](#)
 - wedge [77.29](#)
- tarsal [77.38](#)
 - wedge [77.28](#)
- thorax (ribs) (sternum) [77.31](#)
 - wedge [77.21](#)
- tibia [77.37](#)
 - wedge [77.27](#)
- toe [77.39](#)
 - for repair of
 - bunion -- see Bunionectomy
 - bunionette [77.54](#)
 - hallux valgus -- see Bunionectomy
 - wedge [77.29](#)
 - for repair of
 - bunion -- see Bunionectomy
 - bunionette [77.54](#)
 - hallux valgus -- see Bunionectomy
- ulna [77.33](#)
 - wedge [77.23](#)
- vertebrae [77.39](#)
 - wedge [77.29](#)

- Otoneurectomy** (inner ear) [20.79](#)
- Otoplasty** (external) [18.79](#)
 - auditory canal or meatus [18.6](#)
 - auricle [18.79](#)
 - cartilage [18.79](#)
 - reconstruction [18.71](#)
 - prominent or protruding [18.5](#)
- Otoscopy** [18.11](#)
- Outfolding, sclera, for buckling** -- see also Buckling, scleral [14.49](#)
- Outfracture, turbinates** (nasal) [21.62](#)
- Output and clearance, circulatory** [92.05](#)
- Overdistension, bladder** (therapeutic) [96.25](#)
- Overlapping, sclera, for buckling**
 - see also Buckling, scleral [14.49](#)
- Oversewing**
 - pleural bleb [32.21](#)
 - ulcer crater (peptic) [44.40](#)
 - duodenum [44.42](#)
 - stomach [44.41](#)
- Oxford operation** (for urinary incontinence) [59.4](#)
- Oximetry**
 - fetal pulse [75.38](#)
- Oxygenation** [93.96](#)
 - extracorporeal membrane (ECMO) [39.65](#)
 - hyperbaric [93.95](#)
 - wound [93.59](#)
- Oxygen therapy** (catalytic) (pump) [93.96](#)
 - hyperbaric [93.95](#)

P

- Pacemaker**
 cardiac -- see also Insertion, pacemaker, cardiac
 intraoperative (temporary) [39.64](#)
 temporary (during and immediately following cardiac surgery) [39.64](#)
- Packing** -- see also Insertion, pack
 auditory canal [96.11](#)
 nose, for epistaxis (anterior) [21.01](#)
 posterior (and anterior) [21.02](#)
 rectal [96.19](#)
 sella turcica [07.79](#)
 vaginal [96.14](#)
- Palatoplasty** [27.69](#)
 for cleft palate [27.62](#)
 secondary or subsequent [27.63](#)
- Palatorrhaphy** [27.61](#)
 for cleft palate [27.62](#)
- Pallidectomy** [01.42](#)
- Pallidoansotomy** [01.42](#)
- Pallidotomy** [01.42](#)
 by stereotactic radiosurgery [92.32](#)
 cobalt 60 [92.32](#)
 linear accelerator (LINAC) [92.31](#)
 multi-source [92.32](#)
 particle beam [92.33](#)
 particulate [92.33](#)
 radiosurgery NEC [92.39](#)
 single source photon [92.31](#)
- Panas operation** (linear proctotomy) [48.0](#)
- Pancoast operation** (division of trigeminal nerve at foramen ovale) [04.02](#)
- Pancreatectomy** (total) (with synchronous duodenectomy) [52.6](#)
 partial NEC [52.59](#)
 distal (tail) (with part of body) [52.52](#)
 proximal (head) (with part of body) (with synchronous duodenectomy) [52.51](#)
 radical [52.53](#)
 subtotal [52.53](#)
 radical [52.7](#)
 subtotal [52.53](#)
- Pancreaticocystoduodenostomy** [52.4](#)
- Pancreaticocystoenterostomy** [52.4](#)
- Pancreaticocystogastrostomy** [52.4](#)
- Pancreaticocystojejunostomy** [52.4](#)
- Pancreaticoduodenectomy** (total) [52.6](#)
 partial NEC [52.59](#)
 proximal [52.51](#)
 radical subtotal [52.53](#)
 radical (one-stage) (two-stage) [52.7](#)
 subtotal [52.53](#)
- Pancreaticoduodenostomy** [52.96](#)
- Pancreaticoenterostomy** [52.96](#)
- Pancreaticogastrostomy** [52.96](#)
- Pancreaticoileostomy** [52.96](#)
- Pancreaticojejunostomy** [52.96](#)
- Pancreatoduodenectomy** (total) [52.6](#)
 partial NEC [52.59](#)
 radical (one-stage) (two-stage) [52.7](#)
 subtotal [52.53](#)
- Pancreatogram** [87.66](#)
 endoscopic retrograde (ERP) [52.13](#)
- Pancreatolithotomy** [52.09](#)
 endoscopic [52.94](#)
- Pancreatotomy** [52.09](#)
- Pancreolithotomy** [52.09](#)
 endoscopic [52.94](#)
- Panendoscopy** [57.32](#)
 specified site, other than bladder -- see Endoscopy, by site through artificial stoma [57.31](#)
- Panhysterectomy** (abdominal) [68.4](#)
 vaginal [68.59](#)
 laparoscopically assisted (LAVH) [68.51](#)
- Panniculectomy** [86.83](#)
- Panniculotomy** [86.83](#)
- Pantaloon operation** (revision of gastric anastomosis) [44.5](#)
- Papillectomy, anal** [49.39](#)
 endoscopic [49.31](#)
- Papillotomy** (pancreas) [51.82](#)
 endoscopic [51.85](#)
- Paquin operation**(ureteroneocystostomy) [56.74](#)
- Paracentesis**
 abdominal (percutaneous) [54.91](#)
 anterior chamber, eye [12.91](#)
 bladder [57.11](#)
 cornea [12.91](#)
 eye (anterior chamber) [12.91](#)
 thoracic, thorax [34.91](#)
 tympanum [20.09](#)
 with intubation [20.01](#)
- Parasitology** -- see Examination, microscopic
- Parathyroidectomy**(partial)(subtotal)NEC [06.89](#)
 complete [06.81](#)
 ectopic [06.89](#)
 global removal [06.81](#)
 mediastinal [06.89](#)
 total [06.81](#)
- Parenteral nutrition, total** [99.15](#)
 peripheral [99.15](#)
- Parotidectomy** [26.30](#)
 complete [26.32](#)
 partial [26.31](#)
 radical [26.32](#)
- Partsch operation** (marsupialization of dental cyst) [24.4](#)
- Passage** -- see Insertion and Intubation
- Passage of sounds, urethra** [58.6](#)

Patch

- blood, spinal (epidural) [03.95](#)
- graft -- see Graft
- spinal, blood (epidural) [03.95](#)
- subdural, brain [02.12](#)
- Patellapexy** [78.46](#)
- Patellaplasty NEC** [78.46](#)
- Patellectomy** [77.96](#)
 - partial [77.86](#)
- Pattee operation** (auditory canal) [18.6](#)
- Pectenotomy** -- see also Sphincterotomy, anal [49.59](#)
- Pedicle flap** -- see Graft, skin, pedicle
- Peet operation** (splanchnic resection) [05.29](#)
- PEG** (percutaneous endoscopic gastrostomy) [43.11](#)
- PEJ** (percutaneous endoscopic jejunostomy) [46.32](#)
- Pelvectomy, kidney** (partial) [55.4](#)
- Pelvimetry** [88.25](#)
 - gynecological [89.26](#)
- Pelviolithotomy** [55.11](#)
- Pelvioplasty, kidney** [55.87](#)
- Pelviostomy** [55.12](#)
 - closure [55.82](#)
- Pelviotomy** [77.39](#)
 - to assist delivery [73.94](#)
- Pelvi-ureteroplasty** [55.87](#)
- Pemberton operation**
 - osteotomy of ilium [77.39](#)
 - rectum (mobilization and fixation for prolapse repair) [48.76](#)
- Penectomy** [64.3](#)
- Pereyra operation**(paraurethral suspension) [59.6](#)
- Perforation**
 - stapes footplate [19.0](#)
- Perfusion NEC** [39.97](#)
 - carotid artery [39.97](#)
 - coronary artery [39.97](#)
 - for
 - chemotherapy NEC [99.25](#)
 - hormone therapy NEC [99.24](#)
 - head [39.97](#)
 - hyperthermic (lymphatic), localized region or site [93.35](#)
 - intestine (large) (local) [46.96](#)
 - small [46.95](#)
 - kidney, local [55.95](#)
 - limb (lower) (upper) [39.97](#)
 - liver, localized [50.93](#)
 - neck [39.97](#)
 - subarachnoid (spinal cord) (refrigerated saline) [03.92](#)
 - total body [39.96](#)
- Pericardiectomy** [37.31](#)
- Pericardiocentesis** [37.0](#)

- Pericardiolysis** [37.12](#)
- Pericardioplasty** [37.4](#)
- Pericardiorrhaphy** [37.4](#)
- Pericardiostomy** (tube) [37.12](#)
- Pericardiostomy** [37.12](#)
- Peridectomy** [10.31](#)
- Perilimbal suction** [89.11](#)
- Perimetry** [95.05](#)
- Perineoplasty** [71.79](#)
- Perineorrhaphy** [71.71](#)
 - obstetrical laceration (current) [75.69](#)
- Perineotomy** (nonobstetrical) [71.09](#)
 - to assist delivery -- see Episiotomy
- Periosteotomy**--see also Incision, bone [77.10](#)
 - facial bone [76.09](#)
- Perirectofistulectomy** [48.93](#)
- Peritomy** [10.31](#)
- Peritomy** [10.1](#)
- Peritoneocentesis** [54.91](#)
- Peritoneoscopy** [54.21](#)
- Peritoneotomy** [54.19](#)
- Peritoneumectomy** [54.4](#)
- Phacoemulsification** (ultrasonic) (with aspiration) [13.41](#)
- Phacofragmentation** (mechanical) (with aspiration) [13.43](#)
 - posterior route [13.42](#)
 - ultrasonic [13.41](#)
- Phalangectomy** (partial) [77.89](#)
 - claw toe [77.57](#)
 - cockup toe [77.58](#)
 - hammer toe [77.56](#)
 - overlapping toe [77.58](#)
 - total [77.99](#)
- Phalangization** (fifth metacarpal) [82.81](#)
- Pharyngeal flap operation** (cleft palate repair) [27.62](#)
 - secondary or subsequent [27.63](#)
- Pharyngectomy** (partial) [29.33](#)
 - with laryngectomy [30.3](#)
- Pharyngogram** [87.09](#)
 - contrast [87.06](#)
- Pharyngolaryngectomy** [30.3](#)
- Pharyngoplasty** (with silastic implant) [29.4](#)
 - for cleft palate [27.62](#)
 - secondary or subsequent [27.63](#)
- Pharyngorrhaphy** [29.51](#)
 - for cleft palate [27.62](#)
- Pharyngoscopy** [29.11](#)
- Pharyngotomy** [29.0](#)
- Phenopeel** (skin) [86.24](#)
- Phlebectomy** [38.60](#)
 - with
 - anastomosis [38.30](#)
 - abdominal [38.37](#)
 - head and neck NEC [38.32](#)

Phlebectomy ---Cont.

- intracranial NEC [38.31](#)
- lower limb [38.39](#)
- thoracic NEC [38.35](#)
- upper limb [38.33](#)
- graft replacement [38.40](#)
 - abdominal [38.47](#)
 - head and neck NEC [38.42](#)
 - intracranial NEC [38.41](#)
 - lower limb [38.49](#)
 - thoracic NEC [38.45](#)
 - upper limb [38.43](#)
- abdominal [38.67](#)
- head and neck NEC [38.62](#)
- intracranial NEC [38.61](#)
- lower limb [38.69](#)
- thoracic NEC [38.65](#)
- upper limb [38.63](#)
- varicose [38.50](#)
 - abdominal [38.57](#)
 - head and neck NEC [38.52](#)
 - intracranial NEC [38.51](#)
 - lower limb [38.59](#)
 - thoracic NEC [38.55](#)
 - upper limb [38.53](#)
- Phlebogoniostomy** [12.52](#)
- Phlebography** (contrast) (retrograde) [88.60](#)
 - by radioisotope -- see Scan, radioisotope, by site
 - adrenal [88.65](#)
 - femoral [88.66](#)
 - head [88.61](#)
 - hepatic [88.64](#)
 - impedance [88.68](#)
 - intra-abdominal NEC [88.65](#)
 - intrathoracic NEC [88.63](#)
 - lower extremity NEC [88.66](#)
 - neck [88.61](#)
 - portal system [88.64](#)
 - pulmonary [88.62](#)
 - specified site NEC [88.67](#)
 - vena cava (inferior) (superior) [88.51](#)
- Phleborrhaphy** [39.32](#)
- Phlebotomy** [38.99](#)
- Phonocardiogram, with ECG lead** [89.55](#)
- Photochemotherapy** NEC [99.83](#)
 - extracorporeal [99.88](#)
- Photocoagulation**
 - ciliary body [12.73](#)
 - eye, eyeball [16.99](#)
 - iris [12.41](#)
 - macular hole--see Photocoagulation, retina
 - orbital lesion [16.92](#)
 - retina
 - for
 - destruction of lesion [14.25](#)
 - reattachment [14.55](#)
 - repair of tear or defect [14.35](#)

Photocoagulation ---Cont.

- laser (beam)
 - for
 - destruction of lesion [14.24](#)
 - reattachment [14.54](#)
 - repair of tear or defect [14.34](#)
 - xenon arc
 - for
 - destruction of lesion [14.23](#)
 - reattachment [14.53](#)
 - repair of tear or defect [14.33](#)
- Photography** [89.39](#)
 - fundus [95.11](#)
- Photopheresis, therapeutic** [99.88](#)
- Phototherapy** NEC [99.83](#)
 - newborn [99.83](#)
 - ultraviolet [99.82](#)
- Phrenemphraxis** [04.03](#)
 - for collapse of lung [33.31](#)
- Phrenicectomy** [04.03](#)
 - for collapse of lung [33.31](#)
- Phrenicoexeresis** [04.03](#)
 - for collapse of lung [33.31](#)
- Phrenicotomy** [04.03](#)
 - for collapse of lung [33.31](#)
- Phrenicotripsy** [04.03](#)
 - for collapse of lung [33.31](#)
- Phrenoplasty** [34.84](#)
- Physical medicine** -- see Therapy, physical
- Physical therapy** -- see Therapy, physical
- Physiotherapy, chest** [93.99](#)
- PICC** (peripherally inserted central catheter) [38.93](#)
- Piercing ear, external** (pinna) [18.01](#)
- Pigmenting, skin** [86.02](#)
- Pilojection** (aneurysm) (Gallagher) [39.52](#)
- Pinelectomy** (complete) (total) [07.54](#)
 - partial [07.53](#)
- Pinealotomy** (with drainage) [07.52](#)
- Pinning**
 - bone -- see Fixation, bone, internal ear [18.5](#)
- Pinsker operation** (obliteration of nasoseptal telangiectasia) [21.07](#)
- Piper operation** (forceps) [72.6](#)
- Pirogoff operation** (ankle amputation through malleoli of tibia and fibula) [84.14](#)
- Pituitectomy** (complete) (total) -- see also Hypophysectomy [07.69](#)
- Placentogram, placentography** [88.46](#)
 - with radioisotope (RISA) [92.17](#)
- Planing, skin** [86.25](#)
- Plantation, tooth** (bud) (germ) [23.5](#)
 - prosthetic [23.6](#)
- Plasma exchange** [99.07](#)
- Plasmapheresis, therapeutic** [99.71](#)
- Plastic repair** -- see Repair, by site

- Plasty** -- see also Repair, by site
 bladder neck (V-Y) [57.85](#)
 skin (without graft) [86.89](#)
 subcutaneous tissue [86.89](#)
- Platelet inhibitor** (GP IIB/IIIa inhibitor only),
 infusion [99.20](#)
- Plateletpheresis, therapeutic** [99.74](#)
- Play**
 psychotherapy [94.36](#)
 therapy [93.81](#)
- Pleating**
 eye muscle [15.22](#)
 multiple (two or more muscles) [15.4](#)
 sclera, for buckling -- see also Buckling,
 scleral [14.49](#)
- Plethysmogram** (carotid) [89.58](#)
 air-filled (pneumatic) [89.58](#)
 capacitance [89.58](#)
 cerebral [89.58](#)
 differential [89.58](#)
 oculoplethysmogram [89.58](#)
 penile [89.58](#)
 photoelectric [89.58](#)
 regional [89.58](#)
 respiratory function measurement (body)
[89.38](#)
 segmental [89.58](#)
 strain-gauge [89.58](#)
 thoracic impedance [89.38](#)
 venous occlusion [89.58](#)
 water-filled [89.58](#)
- Plethysmography**
 penile [89.58](#)
- Pleurectomy NEC** [34.59](#)
- Pleurocentesis** [34.91](#)
- Pleurodesis** [34.6](#)
 chemical [34.92](#)
 with cancer chemotherapy substance
[34.92](#) [[99.25](#)]
 tetracycline [34.92](#) [[99.21](#)]
- Pleurolysis** (for collapse of lung) [33.39](#)
- Pleuropexy** [34.99](#)
- Pleurosclerosis** [34.6](#)
 chemical [34.92](#)
 with cancer chemotherapy substance
[34.92](#) [[99.25](#)]
 tetracycline [34.92](#) [[99.21](#)]
- Pleurotomy** [34.09](#)
- Plexectomy**
 choroid [02.14](#)
 hypogastric [05.24](#)
- Plication**
 aneurysm
 heart [37.32](#)
 annulus, heart valve [35.33](#)
 bleb (emphysematous), lung [32.21](#)
 broad ligament [69.22](#)
- Plication**---Cont.
 diaphragm(for hernia repair)(thoracic
 approach) (thoracoabdominal
 approach) [53.81](#)
 eye muscle (oblique) (rectus) [15.22](#)
 multiple (two or more muscles) [15.4](#)
 fascia [83.89](#)
 hand [82.89](#)
 inferior vena cava [38.7](#)
 intestine (jejunum) (Noble) [46.62](#)
 Kelly(-Stoeckel) (urethrovessel junction) [59.3](#)
 levator, for blepharoptosis [08.34](#)
 ligament -- see also Arthroplasty [81.96](#)
 broad [69.22](#)
 round [69.22](#)
 uterosacral [69.22](#)
 mesentery [54.75](#)
 round ligament [69.22](#)
 sphincter, urinary bladder [57.85](#)
 stomach [44.69](#)
 laparoscopic [44.68](#)
 superior vena cava [38.7](#)
 tendon [83.85](#)
 hand [82.55](#)
 tricuspid valve (with repositioning) [35.14](#)
 ureter [56.89](#)
 urethra [58.49](#)
 urethrovessel junction [59.3](#)
 vein (peripheral) [39.59](#)
 vena cava (inferior) (superior) [38.7](#)
 ventricle (heart)
 aneurysm [37.32](#)
- Plicotomy, tympanum** [20.23](#)
- Plombage, lung** [33.39](#)
- Pneumocentesis** [33.93](#)
- Pneumocisternogram** [87.02](#)
- Pneumoencephalogram** [87.01](#)
- Pneumogram, pneumography**
 extraperitoneal [88.15](#)
 mediastinal [87.33](#)
 orbit [87.14](#)
 pelvic [88.13](#)
 peritoneum NEC [88.13](#)
 presacral [88.15](#)
 retroperitoneum [88.15](#)
- Pneumogynecography** [87.82](#)
- Pneumomediastinography** [87.33](#)
- Pneumotomy** (complete) (extended)
 (radical) (standard) (total) (with
 mediastinal dissection) [32.5](#)
 partial
 complete excision, one lobe [32.4](#)
 resection (wedge), one lobe [32.3](#)
- Pneumonolysis** (for collapse of lung) [33.39](#)
- Pneumonotomy** (with exploration) [33.1](#)
- Pneumoperitoneum**(surgically-induced) [54.96](#)
 for collapse of lung [33.33](#)
 pelvic [88.12](#)

Pneumothorax (artificial) (surgical) [33.32](#)
 intrapleural [33.32](#)
Pneumoventriculogram [87.02](#)
Politano-Leadbetter operation
 (ureteroneocystostomy) [56.74](#)
Politzerization, Eustachian tube [20.8](#)
Pollicization (with carry over of nerves and
 blood supply) [82.61](#)
Polya operation (gastrectomy) [43.7](#)
Polypectomy--see also Excision,lesion,by site
 esophageal [42.32](#)
 endoscopic [42.33](#)
 gastric (endoscopic) [43.41](#)
 large intestine (colon) [45.42](#)
 nasal [21.31](#)
 rectum (endoscopic) [48.36](#)
Polysomnogram [89.17](#)
Pomerooy operation (ligation and division
 of fallopian tubes) [66.32](#)
Poncet operation
 lengthening of Achilles tendon [83.85](#)
 urethrostomy, perineal [58.0](#)
Porro operation (cesarean section) [74.99](#)
Portoenterostomy (Kasai) [51.37](#)
Positrocephalogram [92.11](#)
Positron emission tomography (PET)
 -- see Scan, radioisotope
Postmortem examination [89.8](#)
Potts-Smith operation (descending aorta-
 left pulmonary artery anastomosis) [39.0](#)
Poudrage
 intrapleural [36.39](#)
 pleural [34.6](#)
PPN (peripheral parenteral nutrition) [99.15](#)
Preparation (cutting), pedicle (flap) graft
[86.71](#)
Preputiotomy [64.91](#)
Prescription for glasses [95.31](#)
Pressure support
 ventilation [PSV] -- see category [96.7](#)
Pressurized
 graft treatment [00.16](#)
Printen and Mason operation (high gastric
 bypass) [44.31](#)
Probing
 canaliculus, lacrimal (with irrigation) [09.42](#)
 lacrimal
 canaliculi [09.42](#)
 punctum (with irrigation) [09.41](#)
 nasolacrimal duct (with irrigation) [09.43](#)
 with insertion of tube or stent [09.44](#)
 salivary duct (for dilation of duct) (for
 removal of calculus) [26.91](#)
 with incision [26.0](#)
Procedure -- see also specific procedure
 diagnostic NEC
 abdomen (region) [54.29](#)
 adenoid [28.19](#)

Procedure--Cont.
 adrenal gland [07.19](#)
 alveolus [24.19](#)
 amnion [75.35](#)
 anterior chamber, eye [12.29](#)
 anus [49.29](#)
 appendix [45.28](#)
 biliary tract [51.19](#)
 bladder [57.39](#)
 blood vessel (any site) [38.29](#)
 bone [78.80](#)
 carpal, metacarpal [78.84](#)
 clavicle [78.81](#)
 facial [76.19](#)
 femur [78.85](#)
 fibula [78.87](#)
 humerus [78.82](#)
 marrow [41.38](#)
 patella [78.86](#)
 pelvic [78.89](#)
 phalanges (foot) (hand) [78.89](#)
 radius [78.83](#)
 scapula [78.81](#)
 specified site NEC [78.89](#)
 tarsal, metatarsal [78.88](#)
 thorax (ribs) (sternum) [78.81](#)
 tibia [78.87](#)
 ulna [78.83](#)
 vertebrae [78.89](#)
 brain [01.18](#)
 breast [85.19](#)
 bronchus [33.29](#)
 buccal [27.24](#)
 bursa [83.29](#)
 canthus [08.19](#)
 cecum [45.28](#)
 cerebral meninges [01.18](#)
 cervix [67.19](#)
 chest wall [34.28](#)
 choroid [14.19](#)
 ciliary body [12.29](#)
 clitoris [71.19](#)
 colon [45.28](#)
 conjunctiva [10.29](#)
 cornea [11.29](#)
 cul-de-sac [70.29](#)
 dental [24.19](#)
 diaphragm [34.28](#)
 duodenum [45.19](#)
 ear
 external [18.19](#)
 inner and middle [20.39](#)
 epididymis [63.09](#)
 esophagus [42.29](#)
 Eustachian tube [20.39](#)
 extraocular muscle or tendon [15.09](#)
 eye [16.29](#)
 anterior chamber [12.29](#)

Procedure---Cont.

posterior chamber [14.19](#)
 eyeball [16.29](#)
 eyelid [08.19](#)
 fallopian tube [66.19](#)
 fascia (any site) [83.29](#)
 fetus [75.35](#)
 gallbladder [51.19](#)
 ganglion (cranial) (peripheral) [04.19](#)
 sympathetic [05.19](#)
 gastric [44.19](#)
 globus pallidus [01.18](#)
 gum [24.19](#)
 heart [37.29](#)
 hepatic [50.19](#)
 hypophysis [07.19](#)
 ileum [45.19](#)
 intestine [45.29](#)
 large [45.28](#)
 small [45.19](#)
 iris [12.29](#)
 jejunum [45.19](#)
 joint (capsule) (ligament) (structure)
 NEC [81.98](#)
 facial [76.19](#)
 kidney [55.29](#)
 labia [71.19](#)
 lacrimal (system) [09.19](#)
 large intestine [45.28](#)
 larynx [31.48](#)
 ligament [81.98](#)
 uterine [68.19](#)
 liver [50.19](#)
 lung [33.29](#)
 lymphatic structure (channel) (gland)
 (node) (vessel) [40.19](#)
 mediastinum [34.29](#)
 meninges (cerebral) [01.18](#)
 spinal [03.39](#)
 mouth [27.29](#)
 muscle [83.29](#)
 extraocular (oblique) (rectus) [15.09](#)
 papillary (heart) [37.29](#)
 nail [86.19](#)
 nasopharynx [29.19](#)
 nerve (cranial) (peripheral) NEC [04.19](#)
 sympathetic [05.19](#)
 nipple [85.19](#)
 nose, nasal [21.29](#)
 sinus [22.19](#)
 ocular [16.29](#)
 muscle [15.09](#)
 omentum [54.29](#)
 ophthalmologic [16.29](#)
 oral (cavity) [27.29](#)
 orbit [16.29](#)
 orthodontic [24.19](#)

Procedure---Cont.

ovary [65.19](#)
 laparoscopic [65.14](#)
 palate [27.29](#)
 pancreas [52.19](#)
 papillary muscle (heart) [37.29](#)
 parathyroid gland [06.19](#)
 penis [64.19](#)
 perianal tissue [49.29](#)
 pericardium [37.29](#)
 periprostatic tissue [60.18](#)
 perirectal tissue [48.29](#)
 perirenal tissue [59.29](#)
 peritoneum [54.29](#)
 periurethral tissue [58.29](#)
 perivesical tissue [59.29](#)
 pharynx [29.19](#)
 pineal gland [07.19](#)
 pituitary gland [07.19](#)
 pleura [34.28](#)
 posterior chamber, eye [14.19](#)
 prostate [60.18](#)
 pulmonary [33.29](#)
 rectosigmoid [48.29](#)
 rectum [48.29](#)
 renal [55.29](#)
 respiratory [33.29](#)
 retina [14.19](#)
 retroperitoneum [59.29](#)
 salivary gland or duct [26.19](#)
 sclera [12.29](#)
 scrotum [61.19](#)
 seminal vesicle [60.19](#)
 sigmoid [45.28](#)
 sinus, nasal [22.19](#)
 skin [86.19](#)
 skull [01.19](#)
 soft tissue [83.29](#)
 spermatic cord [63.09](#)
 sphincter of Oddi [51.19](#)
 spine, spinal (canal) (cord) (meninges)
 (structure) [03.39](#)
 spleen [41.39](#)
 stomach [44.19](#)
 subcutaneous tissue [86.19](#)
 sympathetic nerve [05.19](#)
 tarsus [09.19](#)
 tendon NEC [83.29](#)
 extraocular [15.09](#)
 testicle [62.19](#)
 thalamus [01.18](#)
 thoracic duct [40.19](#)
 thorax [34.28](#)
 thymus [07.19](#)
 thyroid gland [06.19](#)
 tongue [25.09](#)
 tonsils [28.19](#)
 tooth [24.19](#)

Procedure---Cont.

trachea [31.49](#)
 tunica vaginalis [61.19](#)
 ureter [56.39](#)
 urethra [58.29](#)
 uterus and supporting structures [68.19](#)
 uvula [27.29](#)
 vagina [70.29](#)
 vas deferens [63.09](#)
 vesical [57.39](#)
 vessel (blood) (any site) [38.29](#)
 vitreous [14.19](#)
 vulva [71.19](#)
 fistulizing, sclera NEC [12.69](#)
 miscellaneous (nonoperative) NEC [99.99](#)
 respiratory (nonoperative) NEC [93.99](#)
 surgical -- see Operation

Proctectasis [96.22](#)

Proctectomy (partial) -- see also Resection,
 rectum [48.69](#)
 abdominoperineal [48.5](#)
 complete (Miles) (Rankin) [48.5](#)
 pull-through [48.49](#)

Proctoclysis [96.37](#)

Proctolysis [48.99](#)

Proctopexy (Delorme) [48.76](#)
 abdominal (Ripstein) [48.75](#)

Proctoplasty [48.79](#)

Proctorrhaphy [48.71](#)

Proctoscopy [48.23](#)
 with biopsy [48.24](#)
 through stoma (artificial) [48.22](#)
 transabdominal approach [48.21](#)

Proctosigmoidectomy -- see also Resection,
 rectum [48.69](#)

Proctosigmoidopexy [48.76](#)

Proctosigmoidoscopy (rigid) [48.23](#)
 with biopsy [48.24](#)
 flexible [45.24](#)
 through stoma (artificial) [48.22](#)
 transabdominal approach [48.21](#)

Proctostomy [48.1](#)

Proctotomy (decompression) (linear) [48.0](#)

Production -- see also Formation and
 Creation
 atrial septal defect [35.42](#)
 subcutaneous tunnel for esophageal
 anastomosis [42.86](#)
 with anastomosis -- see Anastomosis,
 esophagus, antesternal

Prognathic recession [76.64](#)

Prophylaxis, dental(scaling)(polishing) [96.54](#)

Prostatectomy(complete)(partial) NEC [60.69](#)
 loop [60.29](#)
 perineal [60.62](#)
 radical (any approach) [60.5](#)
 retropubic (punch) (transcapsular) [60.4](#)
 suprapubic (punch) (transvesical) [60.3](#)

Prostatectomy---Cont.

transcapsular NEC [60.69](#)
 retropubic [60.4](#)
 transperineal [60.62](#)
 transurethral [60.29](#)
 ablation(contact)(noncontact)by laser[60.21](#)
 electrovaporization [60.29](#)
 enucleative [60.29](#)
 resection of prostate (TURP) [60.29](#)
 ultrasound guided laser induced (TULIP)
[60.21](#)
 transvesical punch (suprapubic) [60.3](#)

Prostatocystotomy [60.0](#)

Prostatolithotomy [60.0](#)

Prostatotomy (perineal) [60.0](#)

Prostatovesicectomy [60.5](#)

Protection (of)
 individual from his surroundings [99.84](#)
 surroundings from individual [99.84](#)

Psychoanalysis [94.31](#)

Psychodrama [94.43](#)

Psychotherapy NEC [94.39](#)
 biofeedback [94.39](#)
 exploratory verbal [94.37](#)
 group [94.44](#)
 for psychosexual dysfunctions [94.41](#)
 play [94.36](#)
 psychosexual dysfunctions [94.34](#)
 supportive verbal [94.38](#)

PTCA (percutaneous transluminal coronary
 angioplasty) -- see Angioplasty, balloon,
 coronary

Ptyalectasis [26.91](#)

Ptyalithotomy [26.0](#)

Ptyalolithotomy [26.0](#)

Pubiotomy [77.39](#)
 assisting delivery [73.94](#)

Pubococcygeoplasty [59.71](#)

Puestow operation (pancreaticojejunostomy)
[52.96](#)

Pull-through
 abdomino-anal [48.49](#)
 abdominoperineal [48.49](#)
 Duhamel type [48.65](#)
 endorectal [48.41](#)

Pulmowrap [93.99](#)

Pulpectomy--see also Therapy,root canal [23.70](#)

Pulpotomy--see also Therapy, root canal [23.70](#)

**Pump-oxygenator, for extracorporeal
 circulation** [39.61](#)
 percutaneous [39.66](#)

Punch
 operation
 bladder neck, transurethral [57.49](#)
 prostate -- see Prostatectomy
 resection, vocal cords [30.22](#)

Puncture

antrum (nasal) (bilateral) (unilateral) [22.01](#)
artery NEC [38.98](#)
for
arteriography -- see also
Arteriography [88.40](#)
for
coronary arteriography -- see also
Arteriography, coronary [88.57](#)
percutaneous vascular closure - *omit code*
bladder, suprapubic (for drainage) NEC
[57.18](#)
needle [57.11](#)
percutaneous (suprapubic) [57.17](#)
bursa [83.94](#)
hand [82.92](#)
cisternal [01.01](#)
with contrast media [87.02](#)
cranial [01.09](#)
with contrast media [87.02](#)
craniobuccal pouch [07.72](#)
craniopharyngioma [07.72](#)
fallopian tube [66.91](#)
fontanel, anterior [01.09](#)
heart [37.0](#)
for intracardiac injection [37.92](#)
hypophysis [07.72](#)
iris [12.12](#)
joint [81.91](#)
kidney (percutaneous) [55.92](#)
larynx [31.98](#)
lumbar (diagnostic) (removal of dye) [03.31](#)
lung (for aspiration) [33.93](#)
nasal sinus [22.01](#)
pericardium [37.0](#)
pituitary gland [07.72](#)
pleural cavity [34.91](#)
Rathke's pouch [07.72](#)
spinal [03.31](#)
spleen [41.1](#)
for biopsy [41.32](#)
sternal (for bone marrow biopsy) [41.31](#)
donor for bone marrow transplant [41.91](#)
vein NEC [38.99](#)
for
phlebography--see also Phlebography
[88.60](#)
transfusion -- see Transfusion
ventricular shunt tubing [01.02](#)

Pupillotomy [12.35](#)

Push-back operation (cleft palate repair)
[27.62](#)

Putti-Platt operation (capsulorrhaphy of
shoulder for recurrent dislocation) [81.82](#)

pVAD (percutaneous ventricular assist
device) [37.68](#)

Pyelogram (intravenous) [87.73](#)
infusion (continuous) (diuretic) [87.73](#)
percutaneous [87.75](#)
retrograde [87.74](#)

Pyeloileostomy [56.71](#)

Pyelolithotomy [55.11](#)

Pyeloplasty [55.87](#)

Pyelorrhaphy [55.81](#)

Pyeloscopy [55.22](#)

Pyelostolithotomy, percutaneous [55.03](#)

Pyelostomy [55.12](#)

closure [55.82](#)

Pyelotomy [55.11](#)

Pyeloureteroplasty [55.87](#)

Pylorectomy [43.6](#)

Pyloroduodenotomy -- see category [44.2](#)

Pyloromyotomy (Ramstedt) (with wedge
resection) [43.3](#)

Pyloroplasty(Finney)(Heineke-Mikulicz) [44.29](#)

dilation, endoscopic [44.22](#)

by incision [44.21](#)

not elsewhere classified [44.29](#)

revision [44.29](#)

Pylorostomy -- see Gastrostomy

Q

Quadrant resection of breast [85.22](#)

Quadricepsplasty (Thompson) [83.86](#)

Quarantine [99.84](#)

Quenuthoracoplasty [77.31](#)

Quotient, respiratory [89.38](#)

R

- Rachicentesis** [03.31](#)
Rachitomy [03.09](#)
Radiation therapy--see also Therapy,radiation
 teleradiotherapy -- see Teleradiotherapy
Radical neck dissection--see Dissection,neck
Radicotomy [03.1](#)
Radiculectomy [03.1](#)
Radiculotomy [03.1](#)
Radiography (diagnostic) NEC [88.39](#)
 abdomen, abdominal (flat plate) NEC [88.19](#)
 wall (soft tissue) NEC [88.09](#)
 adenoid [87.09](#)
 ankle (skeletal) [88.28](#)
 soft tissue [88.37](#)
 bone survey [88.31](#)
 bronchus [87.49](#)
 chest (routine) [87.44](#)
 wall NEC [87.39](#)
 clavicle [87.43](#)
 computer assisted surgery (CAS) with
 fluoroscopy [00.33](#)
 contrast (air) (gas) (radio-opaque
 substance) NEC
 abdominal wall [88.03](#)
 arteries (by fluoroscopy)
 -- see Arteriography
 bile ducts NEC [87.54](#)
 bladder NEC [87.77](#)
 brain [87.02](#)
 breast [87.35](#)
 bronchus NEC (transcricoid) [87.32](#)
 endotracheal [87.31](#)
 epididymis [87.93](#)
 esophagus [87.61](#)
 fallopian tubes
 gas [87.82](#)
 opaque dye [87.83](#)
 fistula (sinus tract) -- see also
 Radiography, contrast, by site
 abdominal wall [88.03](#)
 chest wall [87.38](#)
 gallbladder NEC [87.59](#)
 intervertebral disc(s) [87.21](#)
 joints [88.32](#)
 larynx [87.07](#)
 lymph -- see Lymphangiogram
 mammary ducts [87.35](#)
 mediastinum [87.33](#)
 nasal sinuses [87.15](#)
 nasolacrimal ducts [87.05](#)
 nasopharynx [87.06](#)
 orbit [87.14](#)
 pancreas [87.66](#)
 pelvis
- Radiography**--Cont.
 gas [88.12](#)
 opaque dye [88.11](#)
 peritoneum NEC [88.13](#)
 retroperitoneum NEC [88.15](#)
 seminal vesicles [87.91](#)
 sinus tract -- see also Radiography,
 contrast, by site
 abdominal wall [88.03](#)
 chest wall [87.38](#)
 nose [87.15](#)
 skull [87.02](#)
 spinal disc(s) [87.21](#)
 trachea [87.32](#)
 uterus
 gas [87.82](#)
 opaque dye [87.83](#)
 vas deferens [87.94](#)
 veins (by fluoroscopy)--see Phlebography
 vena cava (inferior) (superior) [88.51](#)
 dental NEC [87.12](#)
 diaphragm [87.49](#)
 digestive tract NEC [87.69](#)
 barium swallow [87.61](#)
 lower GI series [87.64](#)
 small bowel series [87.63](#)
 upper GI series [87.62](#)
 elbow (skeletal) [88.22](#)
 soft tissue [88.35](#)
 epididymis NEC [87.95](#)
 esophagus [87.69](#)
 barium-swallow [87.61](#)
 eye [95.14](#)
 face, head, and neck [87.09](#)
 facial bones [87.16](#)
 fallopian tubes [87.85](#)
 foot [88.28](#)
 forearm (skeletal) [88.22](#)
 soft tissue [88.35](#)
 frontal area, facial [87.16](#)
 genital organs
 female NEC [87.89](#)
 male NEC [87.99](#)
 hand (skeletal) [88.23](#)
 soft tissue [88.35](#)
 head NEC [87.09](#)
 heart [87.49](#)
 hip (skeletal) [88.26](#)
 soft tissue [88.37](#)
 intestine NEC [87.65](#)
 kidney-ureter-bladder (KUB) [87.79](#)
 knee (skeletal) [88.27](#)
 soft tissue [88.37](#)
 KUB (kidney-ureter-bladder) [87.79](#)

Radiography---Cont.

larynx [87.09](#)
 lower leg (skeletal) [88.27](#)
 soft tissue [88.37](#)
 lower limb (skeletal) NEC [88.29](#)
 soft tissue NEC [88.37](#)
 lung [87.49](#)
 mandible [87.16](#)
 maxilla [87.16](#)
 mediastinum [87.49](#)
 nasal sinuses [87.16](#)
 nasolacrimal duct [87.09](#)
 nasopharynx [87.09](#)
 neck NEC [87.09](#)
 nose [87.16](#)
 orbit [87.16](#)
 pelvis (skeletal) [88.26](#)
 pelvimetry [88.25](#)
 soft tissue [88.19](#)
 prostate NEC [87.92](#)
 retroperitoneum NEC [88.16](#)
 ribs [87.43](#)
 root canal [87.12](#)
 salivary gland [87.09](#)
 seminal vesicles NEC [87.92](#)
 shoulder (skeletal) [88.21](#)
 soft tissue [88.35](#)
 skeletal NEC [88.33](#)
 series (whole or complete) [88.31](#)
 skull (lateral, sagittal or tangential projection) NEC [87.17](#)
 spine NEC [87.29](#)
 cervical [87.22](#)
 lumbosacral [87.24](#)
 sacrococcygeal [87.24](#)
 thoracic [87.23](#)
 sternum [87.43](#)
 supraorbital area [87.16](#)
 symphysis menti [87.16](#)
 teeth NEC [87.12](#)
 full-mouth [87.11](#)
 thigh (skeletal) [88.27](#)
 soft tissue [88.37](#)
 thyroid region [87.09](#)
 tonsils and adenoids [87.09](#)
 trachea [87.49](#)
 ultrasonic -- see Ultrasonography
 upper arm (skeletal) [88.21](#)
 soft tissue [88.35](#)
 upper limb (skeletal) NEC [88.24](#)
 soft tissue NEC [88.35](#)
 urinary system NEC [87.79](#)
 uterus NEC [87.85](#)
 gravid [87.81](#)
 uvula [87.09](#)
 vas deferens NEC [87.95](#)
 wrist [88.23](#)
 zygomaticomaxillary complex [87.16](#)

Radioimmunotherapy [92.28](#)**Radioisotope**

scanning -- see Scan, radioisotope
 therapy -- see Therapy, radioisotope

Radiology

diagnostic -- see Radiography
 therapeutic -- see Therapy, radiation

Radiosurgery, stereotactic [92.30](#)

cobalt 60 [92.32](#)
 linear accelerator (LINAC) [92.31](#)
 multi-source [92.32](#)
 particle beam [92.33](#)
 particulate [92.33](#)
 radiosurgery NEC [92.39](#)
 single source photon [92.31](#)

Raising, pedicle graft [86.71](#)**Ramadier operation**(intrapetrosal drainage) [20.22](#)**Ramisetion** (sympathetic) [05.0](#)**Ramstedt operation** (pyloromyotomy) (with wedge resection) [43.3](#)**Range of motion testing** [93.05](#)**Rankin operation**

exteriorization of intestine [46.03](#)
 proctectomy (complete) [48.5](#)

Rashkind operation (balloon septostomy) [35.41](#)**Rastelli operation** (creation of conduit between rightventricle and pulmonary artery) [35.92](#)

in repair of
 pulmonary artery atresia [35.92](#)
 transposition of great vessels [35.92](#)
 truncus arteriosus [35.83](#)

Raz-Pereyra procedure (bladder neck suspension) [59.79](#)**RCSA**(radical cryosurgical ablation) of prostate [60.62](#)**Readjustment** -- see Adjustment**Reamputation, stump** [84.3](#)**Reanastomosis** -- see Anastomosis**Reattachment**

amputated ear [18.72](#)
 ankle [84.27](#)
 arm (upper) NEC [84.24](#)
 choroid and retina NEC [14.59](#)
 by
 cryotherapy [14.52](#)
 diathermy [14.51](#)
 electrocoagulation [14.51](#)
 photocoagulation [14.55](#)
 laser [14.54](#)
 xenon arc [14.53](#)
 ear (amputated) [18.72](#)
 extremity [84.29](#)
 ankle [84.27](#)
 arm (upper) NEC [84.24](#)
 fingers, except thumb [84.22](#)

Reattachment---Cont.

- thumb [84.21](#)
- foot [84.26](#)
- forearm [84.23](#)
- hand [84.23](#)
- leg (lower) NEC [84.27](#)
- thigh [84.28](#)
- thumb [84.21](#)
- toe [84.25](#)
- wrist [84.23](#)
- finger [84.22](#)
 - thumb [84.21](#)
- foot [84.26](#)
- forearm [84.23](#)
- hand [84.23](#)
- joint capsule -- see also Arthroplasty [81.96](#)
- leg (lower) NEC [84.27](#)
- ligament -- see also Arthroplasty
 - uterosacral [69.22](#)
- muscle [83.74](#)
 - hand [82.54](#)
 - papillary (heart) [35.31](#)
- nerve (peripheral) [04.79](#)
- nose (amputated) [21.89](#)
- papillary muscle (heart) [35.31](#)
- penis (amputated) [64.45](#)
- retina (and choroid) NEC [14.59](#)
 - by
 - cryotherapy [14.52](#)
 - diathermy [14.51](#)
 - electrocoagulation [14.51](#)
 - photocoagulation [14.55](#)
 - laser [14.54](#)
 - xenon arc [14.53](#)
- tendon (to tendon) [83.73](#)
 - hand [82.53](#)
 - to skeletal attachment [83.88](#)
 - hand [82.85](#)
- thigh [84.28](#)
- thumb [84.21](#)
- toe [84.25](#)
- tooth [23.5](#)
- uterosacral ligament(s) [69.22](#)
- vessels (peripheral) [39.59](#)
 - renal, aberrant [39.55](#)
- wrist [84.23](#)

Recession

- extraocular muscle [15.11](#)
 - multiple (two or more muscles) (with advancement or resection) [15.3](#)
- gastrocnemius tendon(Strayer operation) [83.72](#)
- levator palpebrae (superioris)muscle [08.38](#)
- prognathic jaw [76.64](#)
- tendon [83.72](#)
 - hand [82.52](#)

Reclosure -- see also Closure disrupted

- abdominal wall (postoperative) [54.61](#)

Reconstruction (plastic) -- see also

- Construction and Repair, by site
 - alveolus, alveolar (process) (ridge) (with graft or implant) [24.5](#)
 - artery (graft) -- see Graft, artery
 - artificial stoma, intestine [46.40](#)
 - auditory canal (external) [18.6](#)
 - auricle (ear) [18.71](#)
 - bladder [57.87](#)
 - with
 - ileum [57.87](#) [[45.51](#)]
 - sigmoid [57.87](#) [[45.52](#)]
 - bone,except facial--see also Osteoplasty[78.40](#)
 - facial NEC [76.46](#)
 - with total ostectomy [76.44](#)
 - mandible [76.43](#)
 - with total mandibulectomy [76.41](#)
 - breast, total [85.7](#)
 - bronchus [33.48](#)
 - canthus (lateral) [08.59](#)
 - cardiac annulus [35.33](#)
 - chest wall (mesh) (silastic) [34.79](#)
 - cleft lip [27.54](#)
 - conjunctival cul-de-sac [10.43](#)
 - with graft (buccal mucous membrane) (free) [10.42](#)
 - cornea NEC [11.79](#)
 - diaphragm [34.84](#)
 - ear (external) (auricle) [18.71](#)
 - external auditory canal [18.6](#)
 - meatus (new) (osseous skin-lined) [18.6](#)
 - ossicles [19.3](#)
 - prominent or protruding [18.5](#)
 - eyebrow [08.70](#)
 - eyelid [08.70](#)
 - with graft or flap [08.69](#)
 - hair follicle [08.63](#)
 - mucous membrane [08.62](#)
 - skin [08.61](#)
 - tarsconjunctival (one-stage) (two-stage) [08.64](#)
 - full-thickness [08.74](#)
 - involving lid margin [08.73](#)
 - partial-thickness [08.72](#)
 - involving lid margin [08.71](#)
- eye socket [16.64](#)
 - with graft [16.63](#)
- fallopian tube [66.79](#)
- foot and toes (with fixation device) [81.57](#)
 - with prosthetic implant [81.57](#)
- frontonasal duct [22.79](#)
- hip (total) (with prosthesis) [81.51](#)
- intraoral [27.59](#)
- joint -- see Arthroplasty
- lymphatic (by transplantation) [40.9](#)
- mandible [76.43](#)
 - with total mandibulectomy [76.41](#)

Reconstruction--Cont.

mastoid cavity [19.9](#)
 mouth [27.59](#)
 nipple NEC [85.87](#)
 nose (total) (with arm flap) (with forehead flap) [21.83](#)
 ossicles (graft) (prosthesis) NEC [19.3](#)
 with
 stapedectomy [19.19](#)
 tympanoplasty [19.53](#)
 pelvic floor [71.79](#)
 penis (rib graft) (skin graft)
 (myocutaneous flap) [64.44](#)
 pharynx [29.4](#)
 scrotum (with pedicle flap) (with rotational flap) [61.49](#)
 skin (plastic) (without graft) NEC [86.89](#)
 with graft -- see Graft, skin
 subcutaneous tissue (plastic) (without skin graft) NEC [86.89](#)
 with graft -- see Graft, skin
 tendon pulley(with graft)(with local tissue)[83.83](#)
 for opponensplasty [82.71](#)
 hand [82.71](#)
 thumb (osteoplastic) (with bone graft) (with skin graft) [82.69](#)
 trachea (with graft) [31.75](#)
 umbilicus [53.49](#)
 ureteropelvic junction [55.87](#)
 urethra [58.46](#)
 vagina [70.62](#)
 vas deferens, surgically divided [63.82](#)

Recontour, gingiva [24.2](#)**Recreational therapy** [93.81](#)**Rectectomy**--see also Resection,rectum[48.69](#)**Rectopexy** (Delorme) [48.76](#)

 abdominal (Ripstein) [48.75](#)

Rectoplasty [48.79](#)**Rectorectostomy** [48.74](#)**Rectorrhaphy** [48.71](#)**Rectosigmoidectomy** -- see also Resection,

 rectum [48.69](#)

 transsacral [48.61](#)

Rectosigmoidostomy [45.94](#)**Rectostomy** [48.1](#)

 closure [48.72](#)

Red cell survival studies [92.05](#)**Reduction**

 adipose tissue [86.83](#)

 batwing arms [86.83](#)

 breast (bilateral) [85.32](#)

 unilateral [85.31](#)

 bulbous tuberosities (mandible) (maxilla)

 (fibrous) (osseous) [24.31](#)

 buttocks [86.83](#)

 diastasis, ankle mortise (closed) [79.77](#)

 open [79.87](#)

Reduction--Cont.

 dislocation (of joint) (manipulation) (with cast) (with splint) (with traction device) (closed) [79.70](#)
 with fracture -- see Reduction, fracture, by site
 ankle (closed) [79.77](#)
 open [79.87](#)
 elbow (closed) [79.72](#)
 open [79.82](#)
 finger (closed) [79.74](#)
 open [79.84](#)
 foot (closed) [79.78](#)
 open [79.88](#)
 hand (closed) [79.74](#)
 open [79.84](#)
 hip (closed) [79.75](#)
 open [79.85](#)
 knee (closed) [79.76](#)
 open [79.86](#)
 open (with external fixation) (with internal fixation) [79.80](#)
 specified site NEC [79.89](#)
 shoulder (closed) [79.71](#)
 open [79.81](#)
 specified site (closed) NEC [79.79](#)
 open [79.89](#)
 temporomandibular (closed) [76.93](#)
 open [76.94](#)
 toe (closed) [79.78](#)
 open [79.88](#)
 wrist (closed) [79.73](#)
 open [79.83](#)
 elephantiasis, scrotum [61.3](#)
 epistaxis--see also Control, epistaxis [21.00](#)
 fracture (bone) (with cast) (with splint) (with traction device) (closed) [79.00](#)
 with internal fixation [79.10](#)
 alveolar process(with stabilization of teeth)
 mandible (closed) [76.75](#)
 open [76.77](#)
 maxilla (closed) [76.73](#)
 open [76.77](#)
 open [76.77](#)
 ankle -- see Reduction, fracture, leg
 arm (closed) NEC [79.02](#)
 with internal fixation [79.12](#)
 open [79.22](#)
 with internal fixation [79.32](#)
 blow-out -- see Reduction, fracture, orbit
 carpal, metacarpal (closed) [79.03](#)
 with internal fixation [79.13](#)
 open [79.23](#)
 with internal fixation [79.33](#)
 epiphysis -- see Reduction, separation
 facial (bone) NEC [76.70](#)
 closed [76.78](#)
 open [76.79](#)

Reduction---Cont.

femur (closed) [79.05](#)
with internal fixation [79.15](#)
open [79.25](#)
with internal fixation [79.35](#)
fibula (closed) [79.06](#)
with internal fixation [79.16](#)
open [79.26](#)
with internal fixation [79.36](#)
foot (closed) NEC [79.07](#)
with internal fixation [79.17](#)
open [79.27](#)
with internal fixation [79.37](#)
hand (closed) NEC [79.03](#)
with internal fixation [79.13](#)
open [79.23](#)
with internal fixation [79.33](#)
humerus (closed) [79.01](#)
with internal fixation [79.11](#)
open [79.21](#)
with internal fixation [79.31](#)
jaw (lower) -- see also Reduction,
fracture, mandible
upper--see Reduction,fracture,maxilla
larynx [31.64](#)
leg (closed) NEC [79.06](#)
with internal fixation [79.16](#)
open [79.26](#)
with internal fixation [79.36](#)
malar (closed) [76.71](#)
open [76.72](#)
mandible(with dental wiring)(closed) [76.75](#)
open [76.76](#)
maxilla(with dental wiring)(closed) [76.73](#)
open [76.74](#)
nasal (closed) [21.71](#)
open [21.72](#)
open [79.20](#)
with internal fixation [79.30](#)
specified site NEC [79.29](#)
with internal fixation [79.39](#)
orbit (rim) (wall) (closed) [76.78](#)
open [76.79](#)
patella(open)(with internal fixation) [79.36](#)
phalanges
foot (closed) [79.08](#)
with internal fixation [79.18](#)
open [79.28](#)
with internal fixation [79.38](#)
hand (closed) [79.04](#)
with internal fixation [79.14](#)
open [79.24](#)
with internal fixation [79.34](#)
radius (closed) [79.02](#)
with internal fixation [79.12](#)
open [79.22](#)
with internal fixation [79.32](#)
skull [02.02](#)

Reduction---Cont.

specified site (closed) NEC [79.09](#)
with internal fixation [79.19](#)
open [79.29](#)
with internal fixation [79.39](#)
spine [03.53](#)
tarsal, metatarsal (closed) [79.07](#)
with internal fixation [79.17](#)
open [79.27](#)
with internal fixation [79.37](#)
tibia (closed) [79.06](#)
with internal fixation [79.16](#)
open [79.26](#)
with internal fixation [79.36](#)
ulna (closed) [79.02](#)
with internal fixation [79.12](#)
open [79.22](#)
with internal fixation [79.32](#)
vertebra [03.53](#)
zygoma, zygomatic arch (closed) [76.71](#)
open [76.72](#)
fracture dislocation--see Reduction,fracture
heart volume [37.35](#)
hemorrhoids (manual) [49.41](#)
hernia -- see also Repair, hernia
manual [96.27](#)
intussusception (open) [46.80](#)
with
fluoroscopy [96.29](#)
ionizing radiation enema [96.29](#)
ultrasonography guidance [96.29](#)
hydrostatic [96.29](#)
large intestine [46.82](#)
endoscopic (balloon) [46.85](#)
pneumatic [96.29](#)
small intestine [46.81](#)
lung volume [32.22](#)
malrotation,intestine(manual)(surgical) [46.80](#)
large [46.82](#)
endoscopic (balloon) [46.85](#)
small [46.81](#)
mammoplasty (bilateral) [85.32](#)
unilateral [85.31](#)
prolapse
anus (operative) [49.94](#)
colostomy (manual) [96.28](#)
enterostomy (manual) [96.28](#)
ileostomy (manual) [96.28](#)
rectum (manual) [96.26](#)
uterus
by pessary [96.18](#)
surgical [69.22](#)
ptosis overcorrection [08.37](#)
retroversion, uterus by pessary [96.18](#)
separation, epiphysis (with internal fixation)
(closed) [79.40](#)
femur (closed) [79.45](#)
open [79.55](#)

Reduction---Cont.

- fibula (closed) [79.46](#)
 - open [79.56](#)
- humerus (closed) [79.41](#)
 - open [79.51](#)
 - open [79.50](#)
 - specified site (closed) NEC -- see also category [79.4](#)
 - open -- see category [79.5](#)
- tibia (closed) [79.46](#)
 - open [79.56](#)
- size
 - abdominal wall (adipose) (pendulous) [86.83](#)
 - arms (adipose) (batwing) [86.83](#)
 - breast (bilateral) [85.32](#)
 - unilateral [85.31](#)
 - buttocks (adipose) [86.83](#)
 - finger (macroductyly repair) [82.83](#)
 - skin [86.83](#)
 - subcutaneous tissue [86.83](#)
 - thighs (adipose) [86.83](#)
- torsion
 - intestine (manual) (surgical) [46.80](#)
 - large [46.82](#)
 - endoscopic (balloon) [46.85](#)
 - small [46.81](#)
 - kidney pedicle [55.84](#)
 - omentum [54.74](#)
 - spermatic cord [63.52](#)
 - with orchiopexy [62.5](#)
 - testis [63.52](#)
 - with orchiopexy [62.5](#)
 - uterus NEC [69.98](#)
 - gravid [75.99](#)
 - ventricular [37.35](#)
 - volvulus
 - intestine [46.80](#)
 - large [46.82](#)
 - endoscopic (balloon) [46.85](#)
 - small [46.81](#)
 - stomach [44.92](#)
- Reefing, joint capsule** -- see also Arthroplasty [81.96](#)
- Re-entry operation** (aorta) [39.54](#)
- Re-establishment, continuity**
 - see also Anastomosis
 - bowel [46.50](#)
 - fallopian tube [66.79](#)
 - vas deferens [63.82](#)
- Referral** (for)
 - psychiatric aftercare (halfway house) (outpatient clinic) [94.52](#)
 - psychotherapy [94.51](#)
 - rehabilitation
 - alcoholism [94.53](#)
 - drug addiction [94.54](#)
 - psychologic NEC [94.59](#)
 - vocational [94.55](#)

Reformation

- cardiac pacemaker pocket, new site (skin) (subcutaneous) [37.79](#)
- cardioverter/defibrillator (automatic) pocket, new site (skin) (subcutaneous) [37.99](#)
- chamber of eye [12.99](#)

Refracture

- bone (for faulty union) --see also Osteoclasia [78.70](#)
- nasal bones [21.88](#)

Refusion

- spinal, NOS [81.30](#)
 - atlas-axis (anterior) (transoral) (posterior) [81.31](#)
 - cervical (C2 level or below) NEC [81.32](#)
 - anterior (interbody), anterolateral technique [81.32](#)
 - C1-C2 level (anterior)(posterior) [81.31](#)
 - posterior (interbody), posterolateral technique [81.33](#)
 - craniocervical
 - (anterior)(transoral)(posterior) [81.31](#)
 - dorsal, dorsolumbar NEC [81.35](#)
 - anterior (interbody), anterolateral technique [81.34](#)
 - posterior (interbody) posterolateral technique [81.35](#)
 - lumbar, lumbosacral NEC [81.38](#)
 - anterior (interbody), anterolateral technique [81.36](#)
 - lateral transverse process technique [81.37](#)
 - posterior (interbody), posterolateral technique [81.38](#)
- number of vertebrae
 - see codes [81.62](#) - [81.64](#)
- occiput-C2 (anterior) (transoral) (posterior) [81.31](#)
- refusion NEC [81.39](#)

Note : Also use either [81.62](#), [81.63](#), or [81.64](#) as an additional code to show the total number of vertebrae fused

Regional blood flow study [92.05](#)**Regulation, menstrual** [69.6](#)**Rehabilitation programs** NEC [93.89](#)

- alcohol [94.61](#)
 - with detoxification [94.63](#)
 - combined alcohol and drug [94.67](#)
 - with detoxification [94.69](#)
- drug [94.64](#)
 - with detoxification [94.66](#)
 - combined drug and alcohol [94.67](#)
 - with detoxification [94.69](#)
- sheltered employment [93.85](#)
- vocational [93.85](#)

Reimplantation

- adrenal tissue (heterotopic) (orthotopic) [07.45](#)
- artery [39.59](#)
 - renal, aberrant [39.55](#)
- bile ducts following excision of ampulla of Vater [51.62](#)
- extremity -- see Reattachment, extremity
- fallopian tube into uterus [66.74](#)
- kidney [55.61](#)
- lung [33.5](#)
- ovary [65.72](#)
 - laparoscopic [65.75](#)
- pancreatic tissue [52.81](#)
- parathyroid
 - tissue(heterotopic)(orthotopic)[06.95](#)
- pulmonary artery for hemitruncus repair [35.83](#)
- renal vessel, aberrant [39.55](#)
- testis in scrotum [62.5](#)
- thyroid tissue (heterotopic) (orthotopic) [06.94](#)
- tooth [23.5](#)
- ureter into bladder [56.74](#)

- Reinforcement** -- see also Repair, by site
 - sclera NEC [12.88](#)
 - with graft [12.87](#)

- Reinsertion** -- see also Insertion or Revision
 - cystostomy tube [59.94](#)
 - fixation device (internal) -- see also Fixation, bone, internal [78.50](#)
 - heart valve (prosthetic) [35.95](#)
 - Holter (-Spitz) valve [02.42](#)
 - implant (expelled) (extruded)
 - eyeball (with conjunctival graft) [16.62](#)
 - orbital [16.62](#)
 - nephrostomy tube [55.93](#)
 - pyelostomy tube [55.94](#)
 - ureteral stent (transurethral) [59.8](#)
 - with ureterotomy [59.8](#) [[56.2](#)]
 - ureterostomy tube [59.93](#)
 - valve
 - heart (prosthetic) [35.95](#)
 - ventricular (cerebral) [02.42](#)

- Relaxation** -- see also Release training [94.33](#)

Release

- carpal tunnel (for nerve decompression) [04.43](#)
- celiac artery axis [39.91](#)
- central slip, extensor tendon hand (mallet finger repair) [82.84](#)
- chordee [64.42](#)
- clubfoot NEC [83.84](#)
- de Quervain's tenosynovitis [82.01](#)
- Dupuytren's contracture (by palmar fasciotomy) [82.35](#)
 - by fasciotomy (subcutaneous) [82.12](#)
 - with excision [82.35](#)

Release---*Cont.*

- Fowler (mallet finger repair) [82.84](#)
- joint (capsule) (adherent) (constrictive)
 - see also Division, joint capsule [80.40](#)
- laryngeal [31.92](#)
- ligament --see also Division, ligament [80.40](#)
 - median arcuate [39.91](#)
- median arcuate ligament [39.91](#)
- muscle (division) [83.19](#)
 - hand [82.19](#)
- nerve (peripheral) NEC [04.49](#)
 - cranial NEC [04.42](#)
 - trigeminal [04.41](#)
- pressure, intraocular [12.79](#)
- scar tissue
 - skin [86.84](#)
 - stoma -- see Revision, stoma
- tarsal tunnel [04.44](#)
- tendon [83.13](#)
 - hand [82.11](#)
 - extensor, central slip (repair mallet finger) [82.84](#)
 - sheath [83.01](#)
 - hand [82.01](#)
- tenosynovitis [83.01](#)
 - abductor pollicis longus [82.01](#)
 - de Quervain's [82.01](#)
 - external pollicis brevis [82.01](#)
 - hand [82.01](#)
- torsion
 - intestine [46.80](#)
 - large [46.82](#)
 - endoscopic (balloon) [46.85](#)
 - small [46.81](#)
 - kidney pedicle [55.84](#)
 - ovary [65.95](#)
 - testes [63.52](#)
- transverse carpal ligament (for nerve decompression) [04.43](#)
- trigger finger or thumb [82.01](#)
- urethral stricture [58.5](#)
- Volkmann's contracture
 - excision of scar, muscle [83.32](#)
 - fasciotomy [83.14](#)
 - muscle transplantation [83.77](#)
 - web contracture (skin) [86.84](#)

Relief -- see Release

- Relocation** -- see also Revision
 - cardiac pacemaker pocket, new site (skin) (subcutaneous) [37.79](#)
 - CRT-D pocket [37.99](#)
 - CRT-P pocket [37.79](#)
 - subcutaneous device pocket NEC [86.09](#)

Remobilization

- joint [93.16](#)
- stapes [19.0](#)

Remodel

- ventricle [37.35](#)

Removal -- see also Excision

Abrams bar (chest wall) [34.01](#)
 abscess -- see Incision, by site
 adenoid tag(s) [28.6](#)
 anal sphincter
 with revision [49.75](#)
 without revision [49.76](#)
 arch bars (orthodontic) [24.8](#)
 immobilization device [97.33](#)
 arterial graft or prosthesis [39.49](#)
 arteriovenous shunt (device) [39.43](#)
 with creation of new shunt [39.42](#)
 Barton's tongs (skull) [02.95](#)
 with synchronous replacement [02.94](#)
 bladder sphincter, artificial [58.99](#)
 with replacement [58.93](#)
 blood clot -- see also Incision, by site
 bladder (by incision) [57.19](#)
 without incision [57.0](#)
 kidney (without incision) [56.0](#)
 by incision [55.01](#)
 ureter
 by incision [56.2](#)
 bone fragment (chip) -- see also Incision,
 bone [77.10](#)
 joint -- see also Arthrotoomy [80.10](#)
 necrotic -- see also Sequestrectomy,
 bone [77.00](#)
 joint -- see also Arthrotoomy [80.10](#)
 skull [01.25](#)
 with debridement compound fracture
 [02.02](#)
 bone growth stimulator--see category [78.6](#)
 bony spicules, spinal canal [03.53](#)
 brace [97.88](#)
 breast implant [85.94](#)
 tissue expander [85.96](#)
 calcareous deposit
 bursa [83.03](#)
 hand [82.03](#)
 tendon, intratendinous [83.39](#)
 hand [82.29](#)
 calcification, heart valve leaflets - see
 Valvuloplasty,heart
 calculus
 bile duct (by incision) [51.49](#)
 endoscopic [51.88](#)
 laparoscopic [51.88](#)
 percutaneous [51.98](#)
 bladder (by incision) [57.19](#)
 without incision [57.0](#)
 common duct (by incision) [51.41](#)
 endoscopic [51.88](#)
 laparoscopic [51.88](#)
 percutaneous [51.96](#)
 gallbladder [51.04](#)
 endoscopic [51.88](#)
 laparoscopic [51.88](#)

Removal--Cont.

kidney (by incision) [55.01](#)
 without incision (transurethral) [56.0](#)
 percutaneous [55.03](#)
 with fragmentation (ultrasound) [55.04](#)
 renal pelvis (by incision) [55.11](#)
 percutaneous nephostomy [55.03](#)
 with fragmentation [55.04](#)
 transurethral [56.0](#)
 lacrimal
 canaliculi [09.42](#)
 by incision [09.52](#)
 gland [09.3](#)
 by incision [09.0](#)
 passage(s) [09.49](#)
 by incision [09.59](#)
 punctum [09.41](#)
 by incision [09.51](#)
 sac [09.49](#)
 by incision [09.53](#)
 pancreatic duct (by incision) [52.09](#)
 endoscopic [52.94](#)
 perirenal tissue [59.09](#)
 pharynx [29.39](#)
 prostate [60.0](#)
 salivary gland (by incision) [26.0](#)
 by probe [26.91](#)
 ureter (by incision) [56.2](#)
 without incision [56.0](#)
 urethra (by incision) [58.0](#)
 without incision [58.6](#)
 caliper tongs (skull) [02.95](#)
 cannula
 for extracorporeal membrane
 oxygenation (ECMO) -- omit code
 cardiac pacemaker (device) (initial)
 (permanent)(cardiac resynchronization
 device,CRT-P) [37.89](#)
 with replacement (by)
 cardiac resynchronization pacemaker
 (CRT-P)
 device only [00.53](#)
 total system [00.50](#)
 dual chamber device [37.87](#)
 single-chamber device [37.85](#)
 rate responsive [37.86](#)
 cardioverter/defibrillator pulse generator
 without replacement (cardiac
 resynchronization defibrillator
 device (CRT-D)) [37.99](#)
 cast [97.88](#)
 with reapplication [97.13](#)
 lower limb [97.12](#)
 upper limb [97.11](#)
 catheter (indwelling) --see also Removal,tube
 bladder [97.64](#)
 middle ear (tympanum) [20.1](#)
 ureter [97.62](#)

Removal--Cont.

urinary [97.64](#)
 ventricular (cerebral) [02.43](#)
 with synchronous replacement [02.42](#)
 cerclage material, cervix [69.96](#)
 cerumen, ear [96.52](#)
 corneal epithelium [11.41](#)
 for smear or culture [11.21](#)
 coronary artery obstruction (thrombus) [36.09](#)
 direct intracoronary artery infusion [36.04](#)
 open chest approach [36.03](#)
 percutaneous transluminal (balloon) (single vessel) [36.01](#)
 with thrombolytic agent infusion [36.02](#)
 multiple vessels [36.05](#)
 Crutchfield tongs (skull) [02.95](#)
 with synchronous replacement [02.94](#)
 cyst -- see also Excision, lesion, by site
 dental [24.4](#)
 lung [32.29](#)
 endoscopic [32.28](#)
 cystic duct remnant [51.61](#)
 decidua (by)
 aspiration curettage [69.52](#)
 curettage (D and C) [69.02](#)
 manual [75.4](#)
 dental wiring(immobilization device) [97.33](#)
 orthodontic [24.8](#)
 device (therapeutic) NEC [97.89](#)
 abdomen NEC [97.86](#)
 digestive system NEC [97.59](#)
 drainage -- see Removal, tube
 external fixation device [97.88](#)
 mandibular NEC [97.36](#)
 minifixator (bone) --see category [78.6](#)
 for musculoskeletal immobilization NEC [97.88](#)
 genital tract NEC [97.79](#)
 head and neck NEC [97.39](#)
 intrauterine contraceptive [97.71](#)
 thorax NEC [97.49](#)
 trunk NEC [97.87](#)
 urinary system NEC [97.69](#)
 diaphragm, vagina [97.73](#)
 drainage device -- see Removal, tube
 dye, spinal canal [03.31](#)
 ectopic fetus (from) [66.02](#)
 abdominal cavity [74.3](#)
 extraperitoneal (intraligamentous) [74.3](#)
 fallopian tube (by salpingostomy) [66.02](#)
 by salpingotomy [66.01](#)
 with salpingectomy [66.62](#)
 intraligamentous [74.3](#)
 ovarian [74.3](#)

Removal--Cont.

peritoneal (following uterine or tubal rupture) [74.3](#)
 site NEC [74.3](#)
 tubal (by salpingostomy) [66.02](#)
 by salpingotomy [66.01](#)
 with salpingectomy [66.62](#)
 electrodes
 bone growth stimulator--see category [78.6](#)
 brain [01.22](#)
 depth [01.22](#)
 with synchronous replacement [02.93](#)
 foramen ovale [01.22](#)
 with synchronous replacement [02.93](#)
 sphenoidal -- omit code
 with synchronous replacement [02.96](#)
 cardiac pacemaker (atrial) (transvenous) (ventricular) [37.77](#)
 with replacement [37.76](#)
 depth [01.22](#)
 with synchronous replacement [02.93](#)
 epicardial (myocardial) [37.77](#)
 with replacement (by)
 atrial and/or ventricular lead(s) (electrode) [37.76](#)
 epicardial lead [37.74](#)
 epidural pegs [01.22](#)
 with synchronous replacement [02.93](#)
 foramen ovale [01.22](#)
 with synchronous replacement [02.93](#)
 intracranial [01.22](#)
 with synchronous replacement [02.93](#)
 peripheral nerve [04.93](#)
 with synchronous replacement [04.92](#)
 sacral nerve [04.93](#)
 sphenoidal -- omit code
 with synchronous replacement [02.96](#)
 spinal [03.94](#)
 with synchronous replacement [03.93](#)
 temporary transvenous pacemaker system -- omit code
 electroencephalographic receiver (brain) (intracranial) [01.22](#)
 with synchronous replacement [02.93](#)
 electronic
 stimulator - see Removal, neurostimulator, by site
 bladder [57.98](#)
 bone [78.6](#)
 skeletal muscle [83.93](#)
 with synchronous replacement [83.92](#)
 ureter [56.94](#)
 electrostimulator -- see Removal, electronic, stimulator, by site
 embolus [38.00](#)
 with endarterectomy--see Endarterectomy
 abdominal artery [38.06](#)

Removal--Cont.

vein [38.07](#)
 aorta (arch) (ascending) (descending) [38.04](#)
 arteriovenous shunt or cannula [39.49](#)
 bovine graft [39.49](#)
 head and neck vessel NEC [38.02](#)
 intracranial vessel NEC [38.01](#)
 lower limb
 artery [38.08](#)
 vein [38.09](#)
 pulmonary (artery) (vein) [38.05](#)
 thoracic vessel NEC [38.05](#)
 upper limb (artery) (vein) [38.03](#)
 embryo -- see Removal, ectopic fetus
 encircling tube, eye (episcleral) [14.6](#)
 epithelial downgrowth, anterior chamber [12.93](#)
 external fixation device [97.88](#)
 mandibular NEC [97.36](#)
 minifixator (bone) -- see category [78.6](#)
 extrauterine embryo -- see Removal, ectopic fetus
 eyeball [16.49](#)
 with implant [16.42](#)
 with attachment of muscles [16.41](#)
 fallopian tube -- see Salpingectomy
 feces (impacted) (by flushing) (manual) [96.38](#)
 fetus, ectopic -- see Removal, ectopic fetus
 fingers, supernumerary [86.26](#)
 fixation device
 external [97.88](#)
 mandibular NEC [97.36](#)
 minifixator (bone) --see category [78.6](#)
 internal [78.60](#)
 carpal, metacarpal [78.64](#)
 clavicle [78.61](#)
 facial (bone) [76.97](#)
 femur [78.65](#)
 fibula [78.67](#)
 humerus [78.62](#)
 patella [78.66](#)
 pelvic [78.69](#)
 phalanges (foot) (hand) [78.69](#)
 radius [78.63](#)
 scapula [78.61](#)
 specified site NEC [78.69](#)
 tarsal, metatarsal [78.68](#)
 thorax (ribs) (sternum) [78.61](#)
 tibia [78.67](#)
 ulna [78.63](#)
 vertebrae [78.69](#)
 foreign body NEC -- see also Incision, by site [98.20](#)
 abdominal (cavity) [54.92](#)
 wall [54.0](#)
 adenoid [98.13](#)

Removal--Cont.

by incision [28.91](#)
 alveolus, alveolar bone [98.22](#)
 by incision [24.0](#)
 antecubital fossa [98.27](#)
 by incision [86.05](#)
 anterior chamber [12.00](#)
 by incision [12.02](#)
 with use of magnet [12.01](#)
 anus (intraluminal) [98.05](#)
 by incision [49.93](#)
 artificial stoma (intraluminal) [98.18](#)
 auditory canal, external [18.02](#)
 axilla [98.27](#)
 by incision [86.05](#)
 bladder (without incision) [57.0](#)
 by incision [57.19](#)
 bone, except fixation device -- see also Incision, bone [77.10](#)
 alveolus, alveolar [98.22](#)
 by incision [24.0](#)
 brain [01.39](#)
 without incision into brain [01.24](#)
 breast [85.0](#)
 bronchus (intraluminal) [98.15](#)
 by incision [33.0](#)
 bursa [83.03](#)
 hand [82.03](#)
 canthus [98.22](#)
 by incision [08.51](#)
 cerebral meninges [01.31](#)
 cervix (intraluminal) NEC [98.16](#)
 penetrating [69.97](#)
 choroid (by incision) [14.00](#)
 with use of magnet [14.01](#)
 without use of magnet [14.02](#)
 ciliary body (by incision) [12.00](#)
 with use of magnet [12.01](#)
 without use of magnet [12.02](#)
 conjunctiva (by magnet) [98.22](#)
 by incision [10.0](#)
 cornea [98.21](#)
 by
 incision [11.1](#)
 magnet [11.0](#)
 duodenum [98.03](#)
 by incision [45.01](#)
 ear (intraluminal) [98.11](#)
 with incision [18.09](#)
 epididymis [63.92](#)
 esophagus (intraluminal) [98.02](#)
 by incision [42.09](#)
 extrapleural (by incision) [34.01](#)
 eye, eyeball (by magnet) [98.21](#)
 anterior segment (by incision) [12.00](#)
 with use of magnet [12.01](#)
 without use of magnet [12.02](#)
 posterior segment (by incision) [14.00](#)

Removal--Cont.

with use of magnet [14.01](#)
 without use of magnet [14.02](#)
 superficial [98.21](#)
 eyelid [98.22](#)
 by incision [08.09](#)
 fallopian tube
 by salpingostomy [66.02](#)
 by salpingotomy [66.01](#)
 fascia [83.09](#)
 hand [82.09](#)
 foot [98.28](#)
 gall bladder [51.04](#)
 groin region (abdominal wall) (inguinal)
[54.0](#)
 gum [98.22](#)
 by incision [24.0](#)
 hand [98.26](#)
 head and neck NEC [98.22](#)
 heart [37.11](#)
 internal fixation device -- see Removal,
 fixation device, internal
 intestine
 by incision [45.00](#)
 large (intraluminal) [98.04](#)
 by incision [45.03](#)
 small (intraluminal) [98.03](#)
 by incision [45.02](#)
 intraocular (by incision) [12.00](#)
 with use of magnet [12.01](#)
 without use of magnet [12.02](#)
 iris (by incision) [12.00](#)
 with use of magnet [12.01](#)
 without use of magnet [12.02](#)
 joint structures -- see also Arthrotomy
[80.10](#)
 kidney (transurethral) (by endoscopy)
[56.0](#)
 by incision [55.01](#)
 pelvis (transurethral) [56.0](#)
 by incision [55.11](#)
 labia [98.23](#)
 by incision [71.09](#)
 lacrimal
 canaliculi [09.42](#)
 by incision [09.52](#)
 gland [09.3](#)
 by incision [09.0](#)
 passage(s) [09.49](#)
 by incision [09.59](#)
 punctum [09.41](#)
 by incision [09.51](#)
 sac [09.49](#)
 by incision [09.53](#)
 large intestine (intraluminal) [98.04](#)
 by incision [45.03](#)
 larynx (intraluminal) [98.14](#)
 by incision [31.3](#)

Removal--Cont.

lens [13.00](#)
 by incision [13.02](#)
 with use of magnet [13.01](#)
 liver [50.0](#)
 lower limb, except foot [98.29](#)
 foot [98.28](#)
 lung [33.1](#)
 mediastinum [34.1](#)
 meninges (cerebral) [01.31](#)
 spinal [03.01](#)
 mouth (intraluminal) [98.01](#)
 by incision [27.92](#)
 muscle [83.02](#)
 hand [82.02](#)
 nasal sinus [22.50](#)
 antrum [22.2](#)
 with Caldwell-Luc approach [22.39](#)
 ethmoid [22.51](#)
 frontal [22.41](#)
 maxillary [22.2](#)
 with Caldwell-Luc approach [22.39](#)
 sphenoid [22.52](#)
 nerve (cranial) (peripheral) NEC [04.04](#)
 root [03.01](#)
 nose (intraluminal) [98.12](#)
 by incision [21.1](#)
 oral cavity (intraluminal) [98.01](#)
 by incision [27.92](#)
 orbit (by magnet) [98.21](#)
 by incision [16.1](#)
 palate (penetrating) [98.22](#)
 by incision [27.1](#)
 pancreas [52.09](#)
 penis [98.24](#)
 by incision [64.92](#)
 pericardium [37.12](#)
 perineum (female) [98.23](#)
 by incision [71.09](#)
 male [98.25](#)
 by incision [86.05](#)
 perirenal tissue [59.09](#)
 peritoneal cavity [54.92](#)
 perivesical tissue [59.19](#)
 pharynx (intraluminal) [98.13](#)
 by pharyngotomy [29.0](#)
 pleura (by incision) [34.09](#)
 popliteal space [98.29](#)
 by incision [86.05](#)
 rectum (intraluminal) [98.05](#)
 by incision [48.0](#)
 renal pelvis (transurethral) [56.0](#)
 by incision [56.1](#)
 retina (by incision) [14.00](#)
 with use of magnet [14.01](#)
 without use of magnet [14.02](#)
 retroperitoneum [54.92](#)
 sclera (by incision) [12.00](#)

Removal---Cont.

with use of magnet [12.01](#)
 without use of magnet [12.02](#)
 scrotum [98.24](#)
 by incision [61.0](#)
 sinus (nasal) [22.50](#)
 antrum [22.2](#)
 with Caldwell-Luc approach [22.39](#)
 ethmoid [22.51](#)
 frontal [22.41](#)
 maxillary [22.2](#)
 with Caldwell-Luc approach [22.39](#)
 sphenoid [22.52](#)
 skin NEC [98.20](#)
 by incision [86.05](#)
 skull [01.24](#)
 with incision into brain [01.39](#)
 small intestine (intraluminal) [98.03](#)
 by incision [45.02](#)
 soft tissue NEC [83.09](#)
 hand [82.09](#)
 spermatic cord [63.93](#)
 spinal (canal) (cord) (meninges) [03.01](#)
 stomach (intraluminal) [98.03](#)
 bubble (balloon) [44.94](#)
 by incision [43.0](#)
 subconjunctival (by magnet) [98.22](#)
 by incision [10.0](#)
 subcutaneous tissue NEC [98.20](#)
 by incision [86.05](#)
 supraclavicular fossa [98.27](#)
 by incision [86.05](#)
 tendon (sheath) [83.01](#)
 hand [82.01](#)
 testis [62.0](#)
 thorax (by incision) [34.09](#)
 thyroid (field) (gland) (by incision) [06.09](#)
 tonsil [98.13](#)
 by incision [28.91](#)
 trachea (intraluminal) [98.15](#)
 by incision [31.3](#)
 trunk NEC [98.25](#)
 tunica vaginalis [98.24](#)
 upper limb, except hand [98.27](#)
 hand [98.26](#)
 ureter (transurethral) [56.0](#)
 by incision [56.2](#)
 urethra (intraluminal) [98.19](#)
 by incision [58.0](#)
 uterus (intraluminal) [98.16](#)
 vagina (intraluminal) [98.17](#)
 by incision [70.14](#)
 vas deferens [63.6](#)
 vitreous (by incision) [14.00](#)
 with use of magnet [14.01](#)
 without use of magnet [14.02](#)
 vulva [98.23](#)
 by incision [71.09](#)

Removal---Cont.

gallstones
 bile duct (by incision) NEC [51.49](#)
 endoscopic [51.88](#)
 common duct (by incision) [51.41](#)
 endoscopic [51.88](#)
 percutaneous [51.96](#)
 duodenum [45.01](#)
 gallbladder [51.04](#)
 endoscopic [51.88](#)
 laparoscopic [51.88](#)
 hepatic ducts [51.49](#)
 endoscopic [51.88](#)
 intestine [45.00](#)
 large [45.03](#)
 small NEC [45.02](#)
 liver [50.0](#)
 Gardner Wells tongs (skull) [02.95](#)
 with synchronous replacement [02.94](#)
 gastric band(adjustable),laparoscopic [44.97](#)
 gastric bubble (balloon) [44.94](#)
 granulation tissue -- see also Excision,
 lesion, by site
 with repair -- see Repair, by site
 cranial [01.6](#)
 skull [01.6](#)
 halo traction device (skull) [02.95](#)
 with synchronous replacement [02.94](#)
 heart assist system
 with replacement [37.63](#)
 intra-aortic balloon pump (IABP) [97.44](#)
 nonoperative [97.44](#)
 open removal [37.64](#)
 percutaneous external device [97.44](#)
 hematoma -- see Drainage, by site
 Hoffman minifixator device (bone)
 -- see category [78.6](#)
 hydatidiform mole [68.0](#)
 impacted
 feces (rectum)(by flushing)(manual) [96.38](#)
 tooth [23.19](#)
 from nasal sinus (maxillary) [22.61](#)
 implant
 breast [85.94](#)
 cochlear prosthetic device [20.99](#)
 cornea [11.92](#)
 lens (prosthetic) [13.8](#)
 middle ear NEC [20.99](#)
 ocular [16.71](#)
 posterior segment [14.6](#)
 orbit [16.72](#)
 retina [14.6](#)
 tympanum [20.1](#)
 internal fixation device -- see Removal,
 fixation device, internal
 intra-aortic balloon pump (IABP) [97.44](#)
 intrauterine contraceptive device (IUD) [97.71](#)

Removal--Cont.

joint (structure) NOS [80.90](#)
 ankle [80.97](#)
 elbow [80.92](#)
 foot and toe [80.98](#)
 hand and finger [80.94](#)
 hip [80.95](#)
 knee [80.96](#)
 other specified sites [80.99](#)
 shoulder [80.91](#)
 spine [80.99](#)
 toe [80.98](#)
 wrist [80.93](#)
 Kantrowitz heart pump [37.64](#)
 nonoperative [97.44](#)
 keel (tantalum plate), larynx [31.98](#)
 kidney -- see also Nephrectomy
 mechanical [55.98](#)
 transplanted or rejected [55.53](#)
 laminaria (tent), uterus [97.79](#)
 leads (cardiac) -- see Removal, electrodes,
 cardiac pacemaker
 lesion -- see Excision, lesion, by site
 ligamentum flavum (spine) -- omit code
 ligature
 fallopian tube [66.79](#)
 ureter [56.86](#)
 vas deferens [63.84](#)
 limb lengthening device, internal
 - see category [78.6](#)
 loop recorder [86.05](#)
 loose body
 bone -- see Sequestrectomy, bone
 joint [80.10](#)
 mesh (surgical) -- see Removal, foreign
 body, by site
 lymph node -- see Excision, lymph, node
 minifixator device (bone)
 -- see category [78.6](#)
 external fixation device [97.88](#)
 Mulligan hood, fallopian tube [66.94](#)
 with synchronous replacement [66.93](#)
 muscle stimulator (skeletal) [83.93](#)
 with replacement [83.92](#)
 myringotomy device or tube [20.1](#)
 nail (bed) (fold) [86.23](#)
 internal fixation device -- see Removal,
 fixation device, internal
 necrosis
 skin [86.28](#)
 excisional [86.22](#)
 neuropacemaker - see Removal,
 neurostimulator, by site
 neurostimulator
 electrodes
 brain [01.22](#)
 with synchronous replacement [02.93](#)
 intracranial [01.22](#)

Removal--Cont.

 with synchronous replacement [02.93](#)
 peripheral nerve [04.93](#)
 with synchronous replacement [04.92](#)
 sacral nerve [04.93](#)
 with synchronous replacement [04.92](#)
 spinal [03.94](#)
 with synchronous replacement [03.93](#)
 pulse generator (single array, dual array)
 [86.05](#)
 with synchronous replacement [86.96](#)
 dual array [86.95](#)
 single array [86.94](#)
 nonabsorbable surgical material NEC
 -- see Removal, foreign body, by site
 odontoma (tooth) [24.4](#)
 orbital implant [16.72](#)
 osteoartilagenous loose body, joint
 structures -- see also Arthrotomy [80.10](#)
 outer attic wall (middle ear) [20.59](#)
 ovo-testis (unilateral) [62.3](#)
 bilateral [62.41](#)
 pacemaker
 brain (intracranial) -see Removal,
 neurostimulator
 cardiac (device)(initial)(permanent) [37.89](#)
 with replacement
 dual-chamber device [37.87](#)
 single-chamber device [37.85](#)
 rate responsive [37.86](#)
 electrodes (atrial) (transvenous)
 (ventricular) [37.77](#)
 with replacement [37.76](#)
 epicardium (myocardium) [37.77](#)
 with replacement (by)
 atrial and/or ventricular lead(s)
 (electrode) [37.76](#)
 epicardial lead [37.74](#)
 temporary transvenous pacemaker
 system -- omit code
 intracranial - see Removal,
 neurostimulator
 neural - see Removal, neurostimulator
 peripheral nerve - see Removal,
 neurostimulator
 spinal - see Removal, neurostimulator
 pack, packing
 dental [97.34](#)
 intrauterine [97.72](#)
 nasal [97.32](#)
 rectum [97.59](#)
 trunk NEC [97.85](#)
 vagina [97.75](#)
 vulva [97.75](#)
 pantopaque dye, spinal canal [03.31](#)
 patella (complete) [77.96](#)
 partial [77.86](#)
 pectus deformity implant device [34.01](#)

Removal--Cont.

pelvic viscera, en masse (female) [68.8](#)
 male [57.71](#)
 pessary, vagina NEC [97.74](#)
 pharynx (partial) [29.33](#)
 phlebolith -- see Removal, embolus
 placenta (by)
 aspiration curettage [69.52](#)
 D and C [69.02](#)
 manual [75.4](#)
 plaque, dental [96.54](#)
 plate, skull [02.07](#)
 with synchronous replacement [02.05](#)
 polyp -- see also Excision, lesion, by site
 esophageal [42.32](#)
 endoscopic [42.33](#)
 gastric (endoscopic) [43.41](#)
 intestine [45.41](#)
 endoscopic [45.42](#)
 nasal [21.31](#)
 prosthesis
 bile duct [51.95](#)
 nonoperative [97.55](#)
 cochlear prosthetic device [20.99](#)
 dental [97.35](#)
 eye [97.31](#)
 facial bone [76.99](#)
 fallopian tube [66.94](#)
 with synchronous replacement [66.93](#)
 joint structures [80.00](#)
 ankle [80.07](#)
 elbow [80.02](#)
 foot and toe [80.08](#)
 hand and finger [80.04](#)
 hip [80.05](#)
 knee [80.06](#)
 shoulder [80.01](#)
 specified site NEC [80.09](#)
 spine [80.09](#)
 wrist [80.03](#)
 lens [13.8](#)
 penis (internal) without replacement
[64.96](#)
 Rosen (urethra) [59.99](#)
 testicular, by incision [62.0](#)
 urinary sphincter, artificial [58.99](#)
 with replacement [58.93](#)
 pseudophakos [13.8](#)
 pterygium [11.39](#)
 with corneal graft [11.32](#)
 pulse generator
 cardiac pacemaker [37.86](#)
 cardioverter/defibrillator [37.99](#)
 neurostimulator - see Removal,
 neurostimulator, pulse generator
 pump assist device, heart [37.64](#)
 with replacement [37.63](#)
 nonoperative [97.44](#)

Removal--Cont.

radioactive material -- see Removal, foreign
 body, by site
 redundant skin, eyelid [08.86](#)
 rejected organ
 kidney [55.53](#)
 testis [62.42](#)
 reservoir, ventricular (Ommaya) (Rickham)
[02.43](#)
 with synchronous replacement [02.42](#)
 retained placenta (by)
 aspiration curettage [69.52](#)
 D and C [69.02](#)
 manual [75.4](#)
 retinal implant [14.6](#)
 rhinolith [21.31](#)
 rice bodies, tendon sheaths [83.01](#)
 hand [82.01](#)
 Roger-Anderson minifixator device (bone)
 -- see category [78.6](#)
 root, residual (tooth) (buried) (retained)
[23.11](#)
 Rosen prosthesis (urethra) [59.99](#)
 scleral buckle or implant [14.6](#)
 Scribner shunt [39.43](#)
 secondary membranous cataract (with
 iridectomy) [13.65](#)
 secundines (by)
 aspiration curettage [69.52](#)
 D and C [69.02](#)
 manual [75.4](#)
 sequestrum -- see Sequestrectomy
 seton, anus [49.93](#)
 Shepard's tube (ear) [20.1](#)
 Shirodkar suture, cervix [69.96](#)
 shunt
 arteriovenous [39.43](#)
 with creation of new shunt [39.42](#)
 lumbar-subarachnoid NEC [03.98](#)
 pleurothecal [03.98](#)
 salpingotheical [03.98](#)
 spinal (thecal) NEC [03.98](#)
 subarachnoid-peritoneal [03.98](#)
 subarachnoid-ureteral [03.98](#)
 silastic tubes
 ear [20.1](#)
 fallopian tubes [66.94](#)
 with synchronous replacement [66.93](#)
 skin
 necrosis or slough [86.28](#)
 excisional [86.22](#)
 superficial layer (by dermabrasion) [86.25](#)
 skull tongs [02.95](#)
 with synchronous replacement [02.94](#)
 splint [97.88](#)
 stent
 bile duct [97.55](#)
 larynx [31.98](#)

Removal--Cont.

ureteral [97.62](#)
 urethral [97.65](#)
 stimoceiver -see Removal,neurostimulator
 subdural
 grids [01.22](#)
 strips [01.22](#)
 supernumerary digit(s) [86.26](#)
 suture(s) NEC [97.89](#)
 abdominal wall [97.83](#)
 by incision -- see Incision, by site
 genital tract [97.79](#)
 head and neck [97.38](#)
 thorax [97.43](#)
 trunk NEC [97.84](#)
 symblepharon -- see Repair, symblepharon
 temporary transvenous pacemaker system
 -- omit code
 testis (unilateral) [62.3](#)
 bilateral [62.41](#)
 remaining or solitary [62.42](#)
 thrombus [38.00](#)
 with endarterectomy -- see
 Endarterectomy
 abdominal
 artery [38.06](#)
 vein [38.07](#)
 aorta (arch) (ascending) (descending)
 [38.04](#)
 arteriovenous shunt or cannula [39.49](#)
 bovine graft [39.49](#)
 coronary artery [36.09](#)
 head and neck vessel NEC [38.02](#)
 intracranial vessel NEC [38.01](#)
 lower limb
 artery [38.08](#)
 vein [38.09](#)
 pulmonary (artery) (vein) [38.05](#)
 thoracic vessel NEC [38.05](#)
 upper limb (artery) (vein) [38.03](#)
 tissue expander (skin) NEC [86.05](#)
 breast [85.96](#)
 toes, supernumerary [86.26](#)
 tongs, skull [02.95](#)
 with synchronous replacement [02.94](#)
 tonsil tag [28.4](#)
 tooth (by forceps) (multiple) (single) NEC
 [23.09](#)
 deciduous [23.01](#)
 surgical NEC [23.19](#)
 impacted [23.19](#)
 residual root [23.11](#)
 root apex [23.73](#)
 with root canal therapy [23.72](#)
 trachoma follicles [10.33](#)
 T-tube (bile duct) [97.55](#)
 tube
 appendix [97.53](#)

Removal--Cont.

bile duct (T-tube) NEC [97.55](#)
 cholecystostomy [97.54](#)
 cystostomy [97.63](#)
 ear (button) [20.1](#)
 gastrostomy [97.51](#)
 large intestine [97.53](#)
 liver [97.55](#)
 mediastinum [97.42](#)
 nephrostomy [97.61](#)
 pancreas [97.56](#)
 peritoneum [97.82](#)
 pleural cavity [97.41](#)
 pyelostomy [97.61](#)
 retroperitoneum [97.81](#)
 small intestine [97.52](#)
 thoracotomy [97.41](#)
 tracheostomy [97.37](#)
 tympanostomy [20.1](#)
 tympanum [20.1](#)
 ureterostomy [97.62](#)
 ureteral splint (stent) [97.62](#)
 urethral sphincter, artificial [58.99](#)
 with replacement [58.93](#)
 urinary sphincter, artificial [58.99](#)
 with replacement [58.93](#)
 utricle [20.79](#)
 valve
 vas deferens [63.85](#)
 ventricular (cerebral) [02.43](#)
 vascular graft or prosthesis [39.49](#)
 ventricular shunt or reservoir [02.43](#)
 with synchronous replacement [02.42](#)
 Vinke tongs (skull) [02.95](#)
 with synchronous replacement [02.94](#)
 vitreous (with replacement) [14.72](#)
 anterior approach (partial) [14.71](#)
 open sky technique [14.71](#)
 Wagner-Brooker minifixator device (bone)
 -- see category [78.6](#)
 wiring, dental(immobilization device) [97.33](#)
 orthodontic [24.8](#)
Renipuncture (percutaneous) [55.92](#)
Renogram [92.03](#)
Renotransplantation NEC [55.69](#)
 Note: To report donor source:
 cadaver [00.93](#)
 live non-related donor [00.92](#)
 live related donor [00.91](#)
 live unrelated donor [00.92](#)
Reopening -- see also Incision, by site
 blepharorrhaphy [08.02](#)
 canthorrhaphy [08.02](#)
 cilia base [08.71](#)
 craniotomy or craniectomy site [01.23](#)
 fallopian tube (divided) [66.79](#)
 iris in anterior chambers [12.97](#)
 laminectomy or laminotomy site [03.02](#)

Reopening ---Cont.

- laparotomy site [54.12](#)
- osteotomy site -- see also Incision, bone [77.10](#)
- facial bone [76.09](#)
- tarsorrhaphy [08.02](#)
- thoracotomy site (for control of hemorrhage) (for examination) (for exploration) [34.03](#)
- thyroid field wound (for control of hemorrhage) (for examination) (for exploration) (for removal of hematoma) [06.02](#)

Repacking -- see Replacement, pack, by site**Repair**

- abdominal wall [54.72](#)
- adrenal gland [07.44](#)
- alveolus, alveolar (process) (ridge) (with graft) (with implant) [24.5](#)
- anal sphincter [49.79](#)
- artificial sphincter implantation [49.75](#)
- revision [49.75](#)
- laceration (by suture) [49.71](#)
- obstetric (current) [75.62](#)
- old [49.79](#)
- aneurysm (false) (true) [39.52](#)
- by or with
 - clipping [39.51](#)
 - coagulation [39.52](#)
 - coil (endovascular approach) [39.79](#)
 - head and neck [39.72](#)
 - electrocoagulation [39.52](#)
 - excision or resection of vessel
 - see also Aneurysmectomy, by site
 - with
 - anastomosis
 - see Aneurysmectomy, with anastomosis, by site
 - graft replacement
 - see Aneurysmectomy, with graft replacement, by site
 - endovascular graft [39.79](#)
 - abdominal aorta [39.71](#)
 - head and neck [39.72](#)
 - lower extremity artery(s) [39.79](#)
 - thoracic aorta [39.79](#)
 - upper extremity artery(s) [39.79](#)
 - filipuncture [39.52](#)
 - graft replacement -- see Aneurysmectomy, with graft replacement, by site
 - ligation [39.52](#)
 - liquid tissue adhesive (glue) [39.79](#)
 - endovascular approach [39.79](#)
 - head and neck [39.72](#)
 - methyl methacrylate [39.52](#)

Repair---Cont.

- endovascular approach [39.79](#)
- head and neck [39.72](#)
- occlusion [39.52](#)
- endovascular approach [39.79](#)
- head and neck [39.72](#)
- suture [39.52](#)
- trapping [39.52](#)
- wiring [39.52](#)
- wrapping (gauze) (methyl methacrylate) (plastic) [39.52](#)
- coronary artery [36.91](#)
- heart [37.32](#)
- sinus of Valsalva [35.39](#)
- thoracic aorta (dissecting), by fenestration [39.54](#)
- anomalous pulmonary venous connection (total)
- one-stage [35.82](#)
- partial -- see specific procedure
- total [35.82](#)
- anus [49.79](#)
- laceration (by suture) [49.71](#)
- obstetric (current) [75.62](#)
- old [49.79](#)
- aorta [39.31](#)
- aorticopulmonary window [39.59](#)
- arteriovenous fistula [39.53](#)
- by or with
 - clipping [39.53](#)
 - coagulation [39.53](#)
 - coil (endovascular approach) [39.79](#)
 - head and neck vessels [39.72](#)
 - division [39.53](#)
 - excision or resection
 - see also Aneurysmectomy, by site
 - with
 - anastomosis --see Aneurysmectomy, with anastomosis, by site
 - graft replacement
 - see Aneurysmectomy, with graft replacement, by site
 - ligation [39.53](#)
 - coronary artery [36.99](#)
 - occlusion [39.53](#)
 - endovascular approach [39.79](#)
 - head and neck [39.72](#)
 - suture [39.53](#)
- artery NEC [39.59](#)
- by
 - endovascular approach
 - head and neck (embolization or occlusion) [39.72](#)
 - other repair (of aneurysm) [39.79](#)
 - percutaneous repair of intracranial vessel(s) (for stent insertion) [00.62](#)

Repair---Cont.

percutaneous repair of precerebral (extracranial) vessel(s) (for stent insertion) [00.61](#)

non-coronary percutaneous transluminal angioplasty or atherectomy

basilar [00.61](#)

carotid [00.61](#)

femoropopliteal [39.50](#)

iliac [39.50](#)

lower extremity NOS [39.50](#)

mesenteric [39.50](#)

renal [39.50](#)

upper extremity NOS [39.50](#)

vertebral [00.61](#)

with

patch graft [39.58](#)

with excision or resection of vessel -- see Arteriotomy, with graft replacement, by site

synthetic (Dacron) (Teflon) [39.57](#)

tissue (vein) (autogenous) (homograft) [39.56](#)

suture [39.31](#)

coronary NEC [36.99](#)

by angioplasty -- see Angioplasty, coronary

by atherectomy -- see Angioplasty, coronary

artificial opening -- see Repair, stoma

atrial septal defect [35.71](#)

with

prosthesis (open heart technique) [35.51](#)

closed heart technique [35.52](#)

tissue graft [35.61](#)

combined with repair of valvular and ventricular septal defects -- see Repair, endocardial cushion defect

in total repair of total anomalous pulmonary venous connection [35.82](#)

atrioventricular canal defect (any type) [35.73](#)

with

prosthesis [35.54](#)

tissue graft [35.63](#)

bifid digit (finger) [82.89](#)

bile duct NEC [51.79](#)

laceration (by suture) NEC [51.79](#)

common bile duct [51.71](#)

bladder NEC [57.89](#)

exstrophy [57.86](#)

for stress incontinence -- see Repair, stress incontinence

laceration (by suture) [57.81](#)

obstetric (current) [75.61](#)

Repair---Cont.

old [57.89](#)

neck [57.85](#)

blepharophimosis [08.59](#)

blepharoptosis [08.36](#)

by

frontalis muscle technique (with fascial sling) [08.32](#)

suture [08.31](#)

levator muscle technique [08.34](#)

with resection or advancement [08.33](#)

orbicularis oculi muscle sling [08.36](#)

tarsal technique [08.35](#)

blood vessel NEC [39.59](#)

with

patch graft [39.58](#)

with excision or resection -- see Angiectomy, with graft replacement

synthetic (Dacron) (Teflon) [39.57](#)

tissue (vein) (autogenous) (homograft) [39.56](#)

resection -- see Angiectomy

suture [39.30](#)

coronary artery NEC [36.99](#)

by angioplasty -- see Angioplasty, coronary

by atherectomy -- see Angioplasty, coronary

peripheral vessel NEC [39.59](#)

by angioplasty [39.50](#)

by atherectomy [39.50](#)

by endovascular approach [39.79](#)

bone NEC -- see also Osteoplasty -- see category [78.4](#)

by synostosis technique -- see Arthrodesis

accessory sinus [22.79](#)

cranium NEC [02.06](#)

with

flap (bone) [02.03](#)

graft (bone) [02.04](#)

for malunion, nonunion, or delayed union of fracture -- see Repair, fracture, malunion or nonunion

nasal [21.89](#)

skull NEC [02.06](#)

with

flap (bone) [02.03](#)

graft (bone) [02.04](#)

bottle, hydrocele of tunica vaginalis [61.2](#)

brain (trauma) NEC [02.92](#)

breast (plastic)--see also Mammoplasty [85.89](#)

broad ligament [69.29](#)

bronchus NEC [33.48](#)

laceration (by suture) [33.41](#)

unionette (with osteotomy) [77.54](#)

canaliculus, lacrimal [09.73](#)

canthus (lateral) [08.59](#)

Repair--Cont.

cardiac pacemaker NEC [37.89](#)
 electrode(s) (lead) NEC [37.75](#)
 cardioverter/defibrillator (automatic)
 pocket, (skin) (subcutaneous) [37.99](#)
 cerebral meninges [02.12](#)
 cervix [67.69](#)
 internal os [67.59](#)
 transabdominal [67.51](#)
 transvaginal [67.59](#)
 aceration (by suture) [67.61](#)
 obstetric (current) [75.51](#)
 old [67.69](#)
 chest wall (mesh) (silastic) NEC [34.79](#)
 chordae tendinae [35.32](#)
 choroid NEC [14.9](#)
 with retinal repair -- see Repair, retina
 cisterna chyli [40.69](#)
 claw toe [77.57](#)
 cleft
 hand [82.82](#)
 laryngotracheal [31.69](#)
 lip [27.54](#)
 palate [27.62](#)
 secondary or subsequent [27.63](#)
 coarctation of aorta -- see Excision,
 coarctation of aorta
 cochlear prosthetic device [20.99](#)
 external components only [95.49](#)
 cockup toe [77.58](#)
 colostomy [46.43](#)
 conjunctiva NEC [10.49](#)
 with scleral repair [12.81](#)
 laceration [10.6](#)
 with repair of sclera [12.81](#)
 late effect of trachoma [10.49](#)
 cornea NEC [11.59](#)
 with
 conjunctival flap [11.53](#)
 transplant -- see Keratoplasty
 postoperative dehiscence [11.52](#)
 coronary artery NEC [36.99](#)
 by angioplasty -- see Angioplasty,
 coronary
 by atherectomy -- see Angioplasty,
 coronary
 cranium NEC [02.06](#)
 with
 flap (bone) [02.03](#)
 graft (bone) [02.04](#)
 cusp, valve -- see Repair, heart, valve
 cystocele [70.51](#)
 and rectocele [70.50](#)
 dental arch [24.8](#)
 diaphragm NEC [34.84](#)
 diastasis recti [83.65](#)
 diastematomyelia [03.59](#)
 ear (external) [18.79](#)

Repair--Cont.

auditory canal or meatus [18.6](#)
 auricle NEC [18.79](#)
 cartilage NEC [18.79](#)
 laceration (by suture) [18.4](#)
 lop ear [18.79](#)
 middle NEC [19.9](#)
 prominent or protruding [18.5](#)
 ectropion [08.49](#)
 by or with
 lid reconstruction [08.44](#)
 suture (technique) [08.42](#)
 thermocauterization [08.41](#)
 wedge resection [08.43](#)
 encephalocele (cerebral) [02.12](#)
 endocardial cushion defect [35.73](#)
 with
 prosthesis (grafted to septa) [35.54](#)
 tissue graft [35.63](#)
 enterocele (female) [70.92](#)
 male [53.9](#)
 enterostomy [46.40](#)
 entropion [08.49](#)
 by or with
 lid reconstruction [08.44](#)
 suture (technique) [08.42](#)
 thermocauterization [08.41](#)
 wedge resection [08.43](#)
 epicanthus (fold) [08.59](#)
 epididymis (and spermatic cord) NEC [63.59](#)
 with vas deferens [63.89](#)
 epiglottis [31.69](#)
 episiotomy
 routine following delivery
 -- see Episiotomy
 secondary [75.69](#)
 epispadias [58.45](#)
 esophagus, esophageal NEC [42.89](#)
 fistula NEC [42.84](#)
 stricture [42.85](#)
 exstrophy of bladder [57.86](#)
 eye, eyeball [16.89](#)
 multiple structures [16.82](#)
 rupture [16.82](#)
 socket [16.64](#)
 with graft [16.63](#)
 eyebrow [08.89](#)
 linear [08.81](#)
 eyelid [08.89](#)
 full-thickness [08.85](#)
 involving lid margin [08.84](#)
 laceration [08.81](#)
 full-thickness [08.85](#)
 involving lid margin [08.84](#)
 partial-thickness [08.83](#)
 involving lid margin [08.82](#)
 linear [08.81](#)
 partial-thickness [08.83](#)

Repair---Cont.

- involving lid margin [08.82](#)
- retraction [08.38](#)
- fallopian tube (with prosthesis) [66.79](#)
- by
 - reanastomosis [66.79](#)
 - reimplantation into
 - ovary [66.72](#)
 - uterus [66.74](#)
 - suture [66.71](#)
- false aneurysm -- see Repair, aneurysm
- fascia [83.89](#)
- by or with
 - arthroplasty -- see Arthroplasty
 - graft (fascial) (muscle) [83.82](#)
 - hand [82.72](#)
 - tendon [83.81](#)
 - hand [82.79](#)
 - suture (direct) [83.65](#)
 - hand [82.46](#)
- hand [82.89](#)
- by
 - graft NEC [82.79](#)
 - fascial [82.72](#)
 - muscle [82.72](#)
 - suture (direct) [82.46](#)
- joint -- see Arthroplasty
- filtering bleb (corneal) (scleral) (by excision) [12.82](#)
- by
 - corneal graft -- see also Keratoplasty [11.60](#)
 - scleroplasty [12.82](#)
 - suture [11.51](#)
 - with conjunctival flap [11.53](#)
- fistula -- see also Closure, fistula
- anovaginal [70.73](#)
- arteriovenous [39.53](#)
- clipping [39.53](#)
- coagulation [39.53](#)
- endovascular approach [39.79](#)
- head and neck [39.72](#)
- division [39.53](#)
- excision or resection -- see also Aneurysmectomy, by site
- with
 - anastomosis
 - see Aneurysmectomy, with anastomosis, by site
 - graft replacement
 - see Aneurysmectomy, with graft replacement, by site
- ligation [39.53](#)
- coronary artery [36.99](#)
- occlusion [39.53](#)
- endovascular approach [39.79](#)
- head and neck [39.72](#)
- suture [39.53](#)

Repair---Cont.

- cervicovesical [57.84](#)
- cervix [67.62](#)
- choledochoduodenal [51.72](#)
- colovaginal [70.72](#)
- enterovaginal [70.74](#)
- enterovesical [57.83](#)
- esophagocutaneous [42.84](#)
- ileovesical [57.83](#)
- intestinovaginal [70.74](#)
- intestinovesical [57.83](#)
- oroantral [22.71](#)
- perirectal [48.93](#)
- pleuropericardial [37.4](#)
- rectovaginal [70.73](#)
- rectovesical [57.83](#)
- rectovesicovaginal [57.83](#)
- scrotum [61.42](#)
- sigmoidovaginal [70.74](#)
- sinus
 - nasal [22.71](#)
 - of Valsalva [35.39](#)
- splenocolic [41.95](#)
- urethroperineovesical [57.84](#)
- urethrovaginal [57.84](#)
- urethrovaginal [57.84](#)
- uterovesical [57.84](#)
- vagina NEC [70.75](#)
- vaginocutaneous [70.75](#)
- vaginoenteric NEC [70.74](#)
- vaginoileal [70.74](#)
- vaginoperineal [70.75](#)
- vaginovesical [57.84](#)
- vesicocervicovaginal [57.84](#)
- vesicocolic [57.83](#)
- vesicocutaneous [57.84](#)
- vesicoenteric [57.83](#)
- vesicointestinal [57.83](#)
- vesicometrorectal [57.83](#)
- vesicoperineal [57.84](#)
- vesicorectal [57.83](#)
- vesicosigmoidal [57.83](#)
- vesicosigmoidovaginal [57.83](#)
- vesicourethral [57.84](#)
- vesicourethrorectal [57.83](#)
- vesicouterine [57.84](#)
- vesicovaginal [57.84](#)
- uvula [71.72](#)
- vulvorectal [48.73](#)
- foramen ovale (patent) [35.71](#)
- with
 - prosthesis (open heart technique) [35.51](#)
 - closed heart technique [35.52](#)
 - tissue graft [35.61](#)
- fracture -- see also Reduction, fracture
- larynx [31.64](#)
- malunion or nonunion (delayed) NEC
 - see category [78.4](#)

Repair---Cont.

with
 graft -- see Graft, bone
 insertion (of)
 bone growth stimulator (invasive)
 -- see category [78.9](#)
 internal fixation device [78.5](#)
 manipulation for realignment
 -- see Reduction, fracture, by
 site, closed
 osteotomy
 with
 correction of alignment
 -- see category [77.3](#)
 with internal fixation device
 -- see categories [77.3](#)
 [78.5](#)
 with intramedullary rod
 -- see categories [77.3](#)
 [78.5](#)
 replacement arthroplasty -- see
 Arthroplasty
 sequestrectomy -- see category [77.0](#)
 Sofield type procedure
 --see categories [77.3](#) [78.5](#)
 synostosis technique
 -- see Arthrodesis
 vertebra [03.53](#)
 funnel chest (with implant) [34.74](#)
 gallbladder [51.91](#)
 gastroschisis [54.71](#)
 great vessels NEC [39.59](#)
 laceration (by suture) [39.30](#)
 artery [39.31](#)
 vein [39.32](#)
 hallux valgus NEC [77.59](#)
 resection of joint with prosthetic
 implant [77.59](#)
 hammer toe [77.56](#)
 hand [82.89](#)
 with graft or implant [82.79](#)
 fascia [82.72](#)
 muscle [82.72](#)
 tendon [82.79](#)
 heart [37.4](#)
 assist system [37.63](#)
 septum [35.70](#)
 with
 prosthesis [35.50](#)
 tissue graft [35.60](#)
 atrial [35.71](#)
 with
 prosthesis (open heart
 technique) [35.51](#)
 closed heart technique [35.52](#)
 tissue graft [35.61](#)

Repair---Cont.

combined with repair of valvular and
 ventricular septal defects -- see
 Repair, endocardial cushion defect
 in total repair of
 tetralogy of Fallot [35.81](#)
 total anomalous pulmonary
 venous connection [35.82](#)
 truncus arteriosus [35.83](#)
 combined with repair of valvular defect
 -- see Repair, endocardial cushion
 defect
 ventricular [35.72](#)
 with
 prosthesis [35.53](#)
 tissue graft [35.62](#)
 combined with repair of valvular and
 atrial septal defects -- see Repair,
 endocardial cushion defect
 in total repair of
 tetralogy of Fallot [35.81](#)
 total anomalous pulmonary
 venous connection [35.82](#)
 truncus arteriosus [35.83](#)
 total replacement system [37.52](#)
 implantable battery [37.54](#)
 implantable controller [37.54](#)
 thoracic unit [37.53](#)
 transcatheter energy transfer [TET]
 device [37.54](#)
 valve (cusps) (open heart technique)
 [35.10](#)
 with prosthesis or tissue graft [35.20](#)
 aortic (without replacement) [35.11](#)
 with
 prosthesis [35.22](#)
 tissue graft [35.21](#)
 combined with repair of atrial and
 ventricular septal defects -- see
 Repair, endocardial cushion defect
 mitral (without replacement) [35.12](#)
 with
 prosthesis [35.24](#)
 tissue graft [35.23](#)
 pulmonary (without replacement) [35.13](#)
 with
 prosthesis [35.26](#)
 in total repair of tetralogy of
 Fallot [35.81](#)
 tissue graft [35.25](#)
 tricuspid (without replacement) [35.14](#)
 with
 prosthesis [35.28](#)
 tissue graft [35.27](#)
 hepatic duct [51.79](#)
 hernia NEC [53.9](#)
 anterior abdominal wall NEC [53.59](#)
 with prosthesis or graft [53.69](#)

Repair---Cont.

colostomy [46.42](#)
 crural [53.29](#)
 cul-de-sac (Douglas') [70.92](#)
 diaphragmatic
 abdominal approach [53.7](#)
 thoracic, thoracoabdominal approach [53.80](#)
 epigastric [53.59](#)
 with prosthesis or graft [53.69](#)
 esophageal hiatus
 abdominal approach [53.7](#)
 thoracic, thoracoabdominal approach [53.80](#)
 fascia [83.89](#)
 hand [82.89](#)
 femoral (unilateral) [53.29](#)
 with prosthesis or graft [53.21](#)
 bilateral [53.39](#)
 with prosthesis or graft [53.31](#)
 Ferguson [53.00](#)
 Halsted [53.00](#)
 Hill-Allison (hiatal hernia repair, transpleural approach) [53.80](#)
 hypogastric [53.59](#)
 with prosthesis or graft [53.69](#)
 incisional [53.51](#)
 with prosthesis or graft [53.61](#)
 inguinal (unilateral) [53.00](#)
 with prosthesis or graft [53.05](#)
 bilateral [53.10](#)
 with prosthesis or graft [53.17](#)
 direct [53.11](#)
 with prosthesis or graft [53.14](#)
 direct and indirect [53.13](#)
 with prosthesis or graft [53.16](#)
 indirect [53.12](#)
 with prosthesis or graft [53.15](#)
 direct (unilateral) [53.01](#)
 with prosthesis or graft [53.03](#)
 and indirect (unilateral) [53.01](#)
 with prosthesis or graft [53.03](#)
 bilateral [53.13](#)
 with prosthesis or graft [53.16](#)
 bilateral [53.11](#)
 with prosthesis or graft [53.14](#)
 indirect (unilateral) [53.02](#)
 with prosthesis or graft [53.04](#)
 and direct (unilateral) [53.01](#)
 with prosthesis or graft [53.03](#)
 bilateral [53.13](#)
 with prosthesis or graft [53.16](#)
 bilateral [53.12](#)
 with prosthesis or graft [53.15](#)
 internal [53.9](#)
 ischiatic [53.9](#)
 ischiorectal [53.9](#)
 lumbar [53.9](#)

Repair---Cont.

manual [96.27](#)
 obturator [53.9](#)
 omental [53.9](#)
 paraesophageal [53.7](#)
 parahiatal [53.7](#)
 paraileostomy [46.41](#)
 parasternal [53.82](#)
 paraumbilical [53.49](#)
 with prosthesis [53.41](#)
 pericostomy [46.42](#)
 perineal (enterocele) [53.9](#)
 preperitoneal [53.29](#)
 pudendal [53.9](#)
 retroperitoneal [53.9](#)
 sciatic [53.9](#)
 scrotal -- see Repair, hernia, inguinal
 spigelian [53.59](#)
 with prosthesis or graft [53.69](#)
 umbilical [53.49](#)
 with prosthesis [53.41](#)
 uveal [12.39](#)
 ventral [53.59](#)
 incisional [53.51](#)
 with prosthesis or graft [53.61](#)
 hydrocele
 round ligament [69.19](#)
 spermatic cord [63.1](#)
 tunica vaginalis [61.2](#)
 hymen [70.76](#)
 hypospadias [58.45](#)
 ileostomy [46.41](#)
 ingrown toenail [86.23](#)
 intestine, intestinal NEC [46.79](#)
 fistula -- see Closure, fistula, intestine
 laceration
 large intestine [46.75](#)
 small intestine NEC [46.73](#)
 stoma -- see Repair, stoma
 inverted uterus NEC [69.29](#)
 manual
 nonobstetric [69.94](#)
 obstetric [75.94](#)
 obstetrical
 manual [75.94](#)
 surgical [75.93](#)
 vaginal approach [69.23](#)
 iris (rupture) NEC [12.39](#)
 jejunostomy [46.41](#)
 joint (capsule) (cartilage) NEC -- see also
 Arthroplasty [81.96](#)
 kidney NEC [55.89](#)
 knee (joint) NEC [81.47](#)
 collateral ligaments [81.46](#)
 cruciate ligaments [81.45](#)
 five-in-one [81.42](#)
 triad [81.43](#)
 labia -- see Repair, vulva

Repair---Cont.

laceration -- see Suture, by site
 lacrimal system NEC [09.99](#)
 canaliculus [09.73](#)
 punctum [09.72](#)
 for eversion [09.71](#)
 laryngostomy [31.62](#)
 laryngotracheal cleft [31.69](#)
 larynx [31.69](#)
 fracture [31.64](#)
 laceration [31.61](#)
 leads (cardiac) NEC [37.75](#)
 ligament -- see also Arthroplasty [81.96](#)
 broad [69.29](#)
 collateral, knee NEC [81.46](#)
 cruciate, knee NEC [81.45](#)
 round [69.29](#)
 uterine [69.29](#)
 lip NEC [27.59](#)
 cleft [27.54](#)
 laceration (by suture) [27.51](#)
 liver NEC [50.69](#)
 laceration [50.61](#)
 lop ear [18.79](#)
 lung NEC [33.49](#)
 lymphatic (channel) (peripheral) NEC [40.9](#)
 duct, left (thoracic) NEC [40.69](#)
 macrodactyly [82.83](#)
 mallet finger [82.84](#)
 mandibular ridge [76.64](#)
 mastoid (antrum) (cavity) [19.9](#)
 meninges (cerebral) NEC [02.12](#)
 spinal NEC [03.59](#)
 meningocele [03.51](#)
 myelomeningocele [03.52](#)
 meningocele (spinal) [03.51](#)
 cranial [02.12](#)
 mesentery [54.75](#)
 mouth NEC [27.59](#)
 laceration NEC [27.52](#)
 muscle NEC [83.87](#)
 by
 graft or implant(fascia)(muscle) [83.82](#)
 hand [82.72](#)
 tendon [83.81](#)
 hand [82.79](#)
 suture (direct) [83.65](#)
 hand [82.46](#)
 transfer or transplantation (muscle)
 [83.77](#)
 hand [82.58](#)
 hand [82.89](#)
 by
 graft or implant NEC [82.79](#)
 fascia [82.72](#)
 suture (direct) [82.46](#)
 transfer or transplantation (muscle)
 [82.58](#)

Repair---Cont.

musculotendinous cuff, shoulder [83.63](#)
 myelomeningocele [03.52](#)
 nasal
 septum (perforation) NEC [21.88](#)
 sinus NEC [22.79](#)
 fistula [22.71](#)
 nasolabial flaps (plastic) [21.86](#)
 nasopharyngeal atresia [29.4](#)
 nerve (cranial) (peripheral) NEC [04.79](#)
 old injury [04.76](#)
 revision [04.75](#)
 sympathetic [05.81](#)
 nipple NEC [85.87](#)
 nose (external) (internal) (plastic) NEC
 -- see also Rhinoplasty [21.89](#)
 laceration (by suture) [21.81](#)
 notched lip [27.59](#)
 omentum [54.74](#)
 omphalocele [53.49](#)
 with prosthesis [53.41](#)
 orbit [16.89](#)
 wound [16.81](#)
 ostium
 primum defect [35.73](#)
 with
 prosthesis [35.54](#)
 tissue graft [35.63](#)
 secundum defect [35.71](#)
 with
 prosthesis(open heart technique) [35.51](#)
 closed heart technique [35.52](#)
 tissue graft [35.61](#)
 ovary [65.79](#)
 with tube [65.73](#)
 laparoscopic [65.76](#)
 overlapping toe [77.58](#)
 pacemaker
 cardiac
 device (permanent) [37.89](#)
 electrodes (leads) NEC [37.75](#)
 pocket (skin) (subcutaneous) [37.79](#)
 palate NEC [27.69](#)
 cleft [27.62](#)
 secondary or subsequent [27.63](#)
 laceration (by suture) [27.61](#)
 pancreas NEC [52.95](#)
 Wirsung's duct [52.99](#)
 papillary muscle (heart) [35.31](#)
 patent ductus arteriosus [38.85](#)
 pectus deformity (chest) (carinatum)
 (excavatum) [34.74](#)
 pelvic floor NEC [70.79](#)
 obstetric laceration (current) [75.69](#)
 old [70.79](#)
 penis NEC [64.49](#)
 for epispadias or hypospadias [58.45](#)
 inflatable prosthesis [64.99](#)

Repair---Cont.

laceration [64.41](#)
pericardium [37.4](#)
perineum (female) [71.79](#)
 laceration (by suture) [71.71](#)
 obstetric (current) [75.69](#)
 old [71.79](#)
 male NEC [86.89](#)
 laceration (by suture) [86.59](#)
peritoneum NEC [54.73](#)
 by suture [54.64](#)
pharynx NEC [29.59](#)
 laceration (by suture) [29.51](#)
 plastic [29.4](#)
pleura NEC [34.93](#)
postcataract wound dehiscence [11.52](#)
 with conjunctival flap [11.53](#)
pouch of Douglas [70.52](#)
primum ostium defect [35.73](#)
 with
 prosthesis [35.54](#)
 tissue graft [35.63](#)
prostate [60.93](#)
ptosis, eyelid -- see Repair, blepharoptosis
punctum, lacrimal NEC [09.72](#)
 for correction of eversion [09.71](#)
quadriceps (mechanism) [83.86](#)
rectocele (posterior colporrhaphy) [70.52](#)
 and cystocele [70.50](#)
rectum NEC [48.79](#)
 laceration (by suture) [48.71](#)
 prolapse NEC [48.76](#)
 abdominal approach [48.75](#)
retina, retinal
detachment [14.59](#)
 by
 cryotherapy [14.52](#)
 diathermy [14.51](#)
 photocoagulation [14.55](#)
 laser [14.54](#)
 xenon arc [14.53](#)
 scleral buckling -- see also Buckling,
 scleral [14.49](#)
tear or defect [14.39](#)
 by
 cryotherapy [14.32](#)
 diathermy [14.31](#)
 photocoagulation [14.35](#)
 laser [14.34](#)
 xenon arc [14.33](#)
retroperitoneal tissue [54.73](#)
rotator cuff (suture) [83.63](#)
round ligament [69.29](#)
ruptured tendon NEC [83.88](#)
 hand [82.86](#)
salivary gland or duct NEC [26.49](#)
sclera, scleral [12.89](#)
 fistula [12.82](#)

Repair---Cont.

staphyloma NEC [12.86](#)
 with graft [12.85](#)
scrotum [61.49](#)
sinus
 nasal NEC [22.79](#)
 of Valsalva (aneurysm) [35.39](#)
skin (plastic) (without graft) [86.89](#)
 laceration (by suture) [86.59](#)
skull NEC [02.06](#)
 with
 flap (bone) [02.03](#)
 graft (bone) [02.04](#)
spermatic cord NEC [63.59](#)
 laceration (by suture) [63.51](#)
sphincter ani [49.79](#)
 laceration (by suture) [49.71](#)
 obstetric (current) [75.62](#)
 old [49.79](#)
spina bifida NEC [03.59](#)
 meningocele [03.51](#)
 myelomeningocele [03.52](#)
spinal (cord) (meninges) (structures) NEC
 [03.59](#)
 meningocele [03.51](#)
 myelomeningocele [03.52](#)
spleen [41.95](#)
sternal defect [78.41](#)
stoma
 bile duct [51.79](#)
 bladder [57.22](#)
 bronchus [33.42](#)
 common duct [51.72](#)
 esophagus [42.89](#)
 gallbladder [51.99](#)
 hepatic duct [51.79](#)
 intestine [46.40](#)
 large [46.43](#)
 small [46.41](#)
 kidney [55.89](#)
 larynx [31.63](#)
 rectum [48.79](#)
 stomach [44.69](#)
 laparoscopic [44.68](#)
 thorax [34.79](#)
 trachea [31.74](#)
 ureter [56.62](#)
 urethra [58.49](#)
stomach NEC [44.69](#)
 laceration (by suture) [44.61](#)
 laparoscopic [44.68](#)
stress incontinence (urinary) NEC [59.79](#)
 by
 anterior urethropexy [59.79](#)
 Burch [59.5](#)
 cystourethropexy (with levator muscle
 sling) [59.71](#)

Repair---Cont.

injection of implant (fat) (collagen) (polytef) [59.72](#)
 paraurethral suspension (Pereyra) [59.6](#)
 periurethral suspension [59.6](#)
 plication of urethrovesical junction [59.3](#)
 pubococcygeal sling [59.71](#)
 retropubic urethral suspension [59.5](#)
 suprapubic sling [59.4](#)
 tension free vaginal tape [59.79](#)
 urethrovesical suspension [59.4](#)
 gracilis muscle transplant [59.71](#)
 levator muscle sling [59.71](#)
 subcutaneous tissue (plastic) (without skin graft) [86.89](#)
 laceration (by suture) [86.59](#)
 supracrystal defect (heart) [35.72](#)
 with
 prosthesis [35.53](#)
 tissue graft [35.62](#)
 symblepharon NEC [10.49](#)
 by division (with insertion of conformer) [10.5](#)
 with free graft [10.41](#)
 syndactyl [86.85](#)
 synovial membrane, joint2
 -- see Arthroplasty
 telecanthus [08.59](#)
 tendon [83.88](#)
 by or with
 arthroplasty -- see Arthroplasty
 graft or implant (tendon) [83.81](#)
 fascia [83.82](#)
 hand [82.72](#)
 hand [82.79](#)
 muscle [83.82](#)
 hand [82.72](#)
 suture (direct) (immediate) (primary)
 -- see also Suture, tendon [83.64](#)
 hand [82.45](#)
 transfer for transplantation (tendon) [83.75](#)
 hand [82.56](#)
 hand [82.86](#)
 by
 graft or implant (tendon) [82.79](#)
 suture (direct) (immediate) (primary)
 -- see also Suture, tendon, hand [82.45](#)
 transfer or transplantation (tendon) [82.56](#)
 rotator cuff (direct suture) [83.63](#)
 ruptured NEC [83.88](#)
 hand [82.86](#)
 sheath (direct suture) [83.61](#)
 hand [82.41](#)

Repair---Cont.

testis NEC [62.69](#)
 tetralogy of Fallot
 partial -- see specific procedure
 total (one-stage) [35.81](#)
 thoracic duct NEC [40.69](#)
 thoracostomy [34.72](#)
 thymus (gland) [07.93](#)
 tongue NEC [25.59](#)
 tooth NEC [23.2](#)
 by
 crown (artificial) [23.41](#)
 filling (amalgam) (plastic) (silicate) [23.2](#)
 inlay [23.3](#)
 total anomalous pulmonary venous connection
 partial -- see specific procedure
 total (one-stage) [35.82](#)
 trachea NEC [31.79](#)
 laceration (by suture) [31.71](#)
 tricuspid atresia [35.94](#)
 truncus arteriosus
 partial -- see specific procedure
 total (one-stage) [35.83](#)
 tunica vaginalis [61.49](#)
 laceration (by suture) [61.41](#)
 tympanum -- see Tympanoplasty
 ureter NEC [56.89](#)
 laceration (by suture) [56.82](#)
 ureterocele [56.89](#)
 urethra NEC [58.49](#)
 laceration (by suture) [58.41](#)
 obstetric (current) [75.61](#)
 old [58.49](#)
 meatus [58.47](#)
 urethrocele (anterior colporrhaphy) (female) [70.51](#)
 and rectocele [70.50](#)
 urinary sphincter, artificial (component) [58.99](#)
 urinary stress incontinence -- see Repair, stress incontinence
 uterus, uterine [69.49](#)
 inversion -- see Repair, inverted uterus
 laceration (by suture) [69.41](#)
 obstetric (current) [75.50](#)
 old [69.49](#)
 ligaments [69.29](#)
 by
 interposition [69.21](#)
 plication [69.22](#)
 uvula [27.73](#)
 with synchronous cleft palate repair [27.62](#)
 vagina, vaginal (cuff) (wall) NEC [70.79](#)
 anterior [70.51](#)
 with posterior repair [70.50](#)
 cystocele [70.51](#)
 and rectocele [70.50](#)

Repair---Cont.

enterocele [70.92](#)
 laceration (by suture) [70.71](#)
 obstetric (current) [75.69](#)
 old [70.79](#)
 posterior [70.52](#)
 with anterior repair [70.50](#)
 rectocele [70.52](#)
 and cystocele [70.50](#)
 urethrocele [70.51](#)
 and rectocele [70.50](#)
 varicocele [63.1](#)
 vas deferens [63.89](#)
 by
 anastomosis [63.82](#)
 to epididymis [63.83](#)
 reconstruction [63.82](#)
 laceration (by suture) [63.81](#)
 vein NEC [39.59](#)
 by
 endovascular approach
 head and neck(embolization or
 occlusion) [39.72](#)
 with
 patch graft [39.58](#)
 with excision or resection of vessel
 -- see Phlebectomy, with graft
 replacement, by site
 synthetic (Dacron) (Teflon) [39.57](#)
 tissue (vein) (autogenous)
 (homograft) [39.56](#)
 suture [39.32](#)
 ventricular septal defect [35.72](#)
 with
 prosthesis [35.53](#)
 in total repair of tetralogy of Fallot
 [35.81](#)
 tissue graft [35.62](#)
 combined with repair of valvular and
 atrial septal defects -- see Repair,
 endocardial cushion defect
 in total repair of
 tetralogy of Fallot [35.81](#)
 truncus arteriosus [35.83](#)
 vertebral arch defect (spina bifida) [03.59](#)
 vulva NEC [71.79](#)
 laceration (by suture) [71.71](#)
 obstetric (current) [75.69](#)
 old [71.79](#)
 Wirsung's duct [52.99](#)
 wound (skin) (without graft) [86.59](#)
 abdominal wall [54.63](#)
 dehiscence [54.61](#)
 postcataract dehiscence (corneal) [11.52](#)

Replacement

acetabulum (with prosthesis) [81.52](#)
 ankle, total [81.56](#)
 revision [81.59](#)

Replacement---Cont.

aortic valve (with prosthesis) [35.22](#)
 with tissue graft [35.21](#)
 artery -- see Graft, artery
 bag -- see Replacement, pack or bag
 Barton's tongs (skull) [02.94](#)
 bladder
 with
 ileal loop [57.87](#) [[45.51](#)]
 sigmoid [57.87](#) [[45.52](#)]
 sphincter, artificial [58.93](#)
 caliper tongs (skull) [02.94](#)
 cannula
 arteriovenous shunt [39.94](#)
 pancreatic duct [97.05](#)
 vessel-to-vessel (arteriovenous) [39.94](#)
 cardiac resynchronization device
 defibrillator (CRT-D) (total system) [00.51](#)
 left ventricular coronary venous lead
 only [00.52](#)
 pulse generator only [00.54](#)
 pacemaker (CRT-P) (total system) [00.50](#)
 left ventricular coronary venous lead
 only [00.52](#)
 pulse generator only [00.53](#)
 cardioverter/defibrillator(total system) [37.94](#)
 leads only (electrodes) (sensing) (pacing)
 [37.97](#)
 pulse generator only [37.98](#)
 cast NEC [97.13](#)
 lower limb [97.12](#)
 upper limb [97.11](#)
 catheter
 bladder (indwelling) [57.95](#)
 cystostomy [59.94](#)
 ventricular shunt (cerebral) [02.42](#)
 wound [97.15](#)
 CRT-D (cardiac resynchronization
 defibrillator) [00.51](#)
 left ventricular coronary venous lead
 only [00.52](#)
 pulse generator only [00.54](#)
 CRT-P (cardiac resynchronization
 pacemaker) [00.50](#)
 left ventricular coronary venous lead
 only [00.52](#)
 pulse generator only [00.53](#)
 Crutchfield tongs (skull) [02.94](#)
 cystostomy tube (catheter) [59.94](#)
 diaphragm, vagina [97.24](#)
 disc - see Replacement, intervertebral disc
 drain -- see also Replacement, tube
 vagina [97.26](#)
 vulva [97.26](#)
 wound, musculoskeletal or skin [97.16](#)
 ear (prosthetic) [18.71](#)
 elbow (joint), total [81.84](#)

Replacement---Cont.

- electrode(s) -- see Implant, electrode or lead by site or name of device
- brain
 - depth [02.93](#)
 - foramen ovale [02.93](#)
 - sphenoidal [02.96](#)
- depth [02.93](#)
- foramen ovale [02.93](#)
- intracranial [02.93](#)
- pacemaker - see Replacement, pacemaker, electrode(s)
- peripheral nerve [04.92](#)
- sacral nerve [04.92](#)
- sphenoidal [02.96](#)
- spine [03.93](#)
- electroencephalographic receiver (brain) (intracranial) [02.93](#)
- electronic
 - cardioverter/defibrillator
 - see Replacement, cardioverter/defibrillator
 - leads (electrode)(s) -- see Replacement, electrode(s)
 - stimulator -- see also Implant, electronic stimulator, by site
 - bladder [57.97](#)
 - muscle (skeletal) [83.92](#)
 - ureter [56.93](#)
- electrostimulator -- see Implant, electronic stimulator, by site
- enterostomy device (tube)
 - large intestine [97.04](#)
 - small intestine [97.03](#)
- epidural pegs [02.93](#)
- femoral head, by prosthesis [81.52](#)
 - revision [81.53](#)
- Gardner Wells tongs (skull) [02.94](#)
- gastric band, laparoscopic [44.96](#)
- gastric port device (subcutaneous) [44.96](#)
- graft -- see Graft
- halo traction device (skull) [02.94](#)
- Harrington rod (with refusion of spine) - see Refusion, spinal
- heart
 - artificial
 - total replacement system [37.52](#)
 - implantable battery [37.54](#)
 - implantable controller [37.54](#)
 - thoracic unit [37.53](#)
 - transcutaneous energy transfer [TET] device [37.54](#)
 - total replacement system [37.52](#)
 - implantable battery [37.54](#)
 - implantable controller [37.54](#)
 - thoracic unit [37.53](#)
 - transcutaneous energy transfer [TET] device [37.54](#)

Replacement---Cont.

- valve (with prosthesis) (with tissue graft) [35.20](#)
 - aortic (with prosthesis) [35.22](#)
 - with tissue graft [35.21](#)
 - mitral (with prosthesis) [35.24](#)
 - with tissue graft [35.23](#)
 - poppet (prosthetic) [35.95](#)
 - pulmonary (with prosthesis) [35.26](#)
 - with tissue graft [35.25](#)
 - in total repair of tetralogy of Fallot [35.81](#)
 - tricuspid (with prosthesis) [35.28](#)
 - with tissue graft [35.27](#)
- hip (partial) (with fixation device) (with prosthesis) (with traction) [81.52](#)
 - acetabulum [81.52](#)
 - revision [81.53](#)
 - femoral head [81.52](#)
 - revision [81.53](#)
 - total [81.51](#)
 - revision [81.53](#)
- intervertebral disc
 - artificial, NOS [84.60](#)
 - cervical [84.62](#)
 - nucleus [84.61](#)
 - partial [84.61](#)
 - total [84.62](#)
 - lumbar, lumbosacral [84.65](#)
 - nucleus [84.64](#)
 - partial [84.64](#)
 - total [84.65](#)
 - thoracic (partial) (total) [84.63](#)
- inverted uterus -- see Repair, inverted uterus
- iris NEC [12.39](#)
- kidney, mechanical [55.97](#)
- knee (bicompartamental) (hemijoint) (partial) (total) (tricompartamental) (unicompartamental) [81.54](#)
 - revision [81.55](#)
- laryngeal stent [31.93](#)
- leads (electrode)(s) -- see Replacement, electrode(s)
- mechanical kidney [55.97](#)
- mitral valve (with prosthesis) [35.24](#)
 - with tissue graft [35.23](#)
- Mulligan hood, fallopian tube [66.93](#)
- muscle stimulator (skeletal) [83.92](#)
- nephrostomy tube [55.93](#)
- neuropacemaker -- see Implant, neurostimulator, by site
- neurostimulator -- see also Implant, neurostimulator, by site
 - skeletal muscle [83.92](#)
- pacemaker
 - brain - see Implant, neurostimulator, brain

Replacement---Cont.

cardiac device (initial) (permanent)
 dual-chamber device [37.87](#)
 resynchronization
 - see Replacement, CRT-P
 single-chamber device [37.85](#)
 rate responsive [37.86](#)
 electrode(s), cardiac (atrial)
 (transvenous) (ventricular) [37.76](#)
 epicardium (myocardium) [37.74](#)
 left ventricular coronary venous
 system [00.52](#)
 intracranial - see Implant,
 neurostimulator, intracranial
 neural - see Implant, neurostimulator,
 by site
 peripheral nerve - see Implant,
 neurostimulator, peripheral nerve
 sacral nerve - see Implant,
 neurostimulator, sacral nerve
 spine-see Implant,neurostimulator,spine
 temporary transvenous pacemaker
 system [37.78](#)
 pack or bag
 nose [97.21](#)
 teeth, tooth [97.22](#)
 vagina [97.26](#)
 vulva [97.26](#)
 wound [97.16](#)
 pessary, vagina NEC [97.25](#)
 prosthesis
 acetabulum [81.53](#)
 arm (bioelectric) (cineplastic)
 (kineplastic) [84.44](#)
 biliary tract [51.99](#)
 cochlear [20.96](#)
 channel (single) [20.97](#)
 multiple [20.98](#)
 elbow [81.97](#)
 extremity (bioelectric) (cineplastic)
 (kineplastic) [84.40](#)
 lower [84.48](#)
 upper [84.44](#)
 fallopian tube (Mulligan hood) (stent)
 [66.93](#)
 femur [81.53](#)
 knee [81.55](#)
 leg (bioelectric) (cineplastic) (kineplastic)
 [84.48](#)
 penis (internal) (non-inflatable) [64.95](#)
 inflatable (internal) [64.97](#)
 pulmonary valve (with prosthesis) [35.26](#)
 with tissue graft [35.25](#)
 in total repair of tetralogy of Fallot[35.81](#)
 pyelostomy tube [55.94](#)
 rectal tube [96.09](#)
 shoulder NEC [81.83](#)
 partial [81.81](#)

Replacement---Cont.

total [81.80](#)
 skull
 plate [02.05](#)
 tongs [02.94](#)
 specified appliance or device NEC [97.29](#)
 stent
 bile duct [97.05](#)
 fallopian tube [66.93](#)
 larynx [31.93](#)
 pancreatic duct [97.05](#)
 trachea [31.93](#)
 stimoceiver--see Implant, stimoceiver,by site
 subdural
 grids [02.93](#)
 strips [02.93](#)
 testis in scrotum [62.5](#)
 tongs, skull [02.94](#)
 tracheal stent [31.93](#)
 tricuspid valve (with prosthesis) [35.28](#)
 with tissue graft [35.27](#)
 tube
 bile duct [97.05](#)
 bladder [57.95](#)
 cystostomy [59.94](#)
 esophagostomy [97.01](#)
 gastrostomy [97.02](#)
 large intestine [97.04](#)
 nasogastric [97.01](#)
 nephrostomy [55.93](#)
 pancreatic duct [97.05](#)
 pyelostomy [55.94](#)
 rectal [96.09](#)
 small intestine [97.03](#)
 tracheostomy [97.23](#)
 ureterostomy [59.93](#)
 ventricular (cerebral) [02.42](#)
 umbilical cord, prolapsed [73.92](#)
 ureter (with)
 bladder flap [56.74](#)
 ileal segment implanted into bladder
 [56.89](#) [[45.51](#)]
 ureterostomy tube [59.93](#)
 urethral sphincter, artificial [58.93](#)
 urinary sphincter, artificial [58.93](#)
 valve
 heart -- see also Replacement, heart
 valve poppet (prosthetic) [35.95](#)
 ventricular (cerebral) [02.42](#)
 ventricular shunt (catheter) (valve) [02.42](#)
 Vinke tongs (skull) [02.94](#)
 vitreous (silicone) [14.75](#)
 for retinal reattachment [14.59](#)
Replant, replantation -- see also Reattachment
 extremity -- see Reattachment, extremity
 penis [64.45](#)
 scalp [86.51](#)
 tooth [23.5](#)

Reposition

cardiac pacemaker
 electrode(s) (atrial) (transvenous)
 (ventricular) [37.75](#)
 pocket [37.79](#)
 cardioverter/defibrillator (automatic)
 lead(s) (sensing) (pacing) (epicardial
 patch) [37.99](#)
 pocket [37.99](#)
 pulse generator [37.99](#)
 cilia base [08.71](#)
 iris [12.39](#)
 neurostimulator
 leads
 subcutaneous, without device
 replacement [86.09](#)
 within brain [02.93](#)
 within or over peripheral nerve [04.92](#)
 within or over sacral nerve [04.92](#)
 within spine [03.93](#)
 pulse generator
 subcutaneous, without device
 replacement [86.09](#)
 renal vessel, aberrant [39.55](#)
 subcutaneous device pocket NEC [86.09](#)
 thyroid tissue [06.94](#)
 tricuspid valve (with plication) [35.14](#)

Resection -- see also Excision, by site
 abdominoendorectal (combined) [48.5](#)
 abdominoperineal (rectum) [48.5](#)
 pull-through(Altemeier)(Swenson) NEC
 [48.49](#)
 Duhamel type [48.65](#)
 alveolar process and palate (en bloc) [27.32](#)
 aneurysm -- see Aneurysmectomy
 aortic valve (for subvalvular stenosis) [35.11](#)
 artery -- see Arteriotomy
 bile duct NEC [51.69](#)
 common duct NEC [51.63](#)
 bladder (partial) (segmental) (transvesical)
 (wedge) [57.6](#)
 complete or total [57.79](#)
 lesion NEC [57.59](#)
 transurethral approach [57.49](#)
 neck [57.59](#)
 transurethral approach [57.49](#)
 blood vessel -- see Angiectomy
 brain [01.59](#)
 by
 stereotactic radiosurgery [92.30](#)
 cobalt 60 [92.32](#)
 linear accelerator (LINAC) [92.31](#)
 multi-source [92.32](#)
 particle beam [92.33](#)
 particulate [92.33](#)
 radiosurgery NEC [92.39](#)
 single source photon [92.31](#)
 hemisphere [01.52](#)

Resection--Cont.

lobe [01.53](#)
 breast -- see also Mastectomy
 quadrant [85.22](#)
 segmental [85.23](#)
 broad ligament [69.19](#)
 bronchus (sleeve) (wide sleeve) [32.1](#)
 block (en bloc) (with radical dissection
 of brachial plexus, bronchus, lobe
 of lung, ribs, and sympathetic
 nerves) [32.6](#)
 bursa [83.5](#)
 hand [82.31](#)
 cecum (and terminal ileum) [45.72](#)
 cerebral meninges [01.51](#)
 chest wall [34.4](#)
 clavicle [77.81](#)
 clitoris [71.4](#)
 colon (partial) (segmental) [45.79](#)
 ascending (cecum and terminal ileum)
 [45.72](#)
 cecum (and terminal ileum) [45.72](#)
 complete [45.8](#)
 descending (sigmoid) [45.76](#)
 for interposition [45.52](#)
 Hartmann [45.75](#)
 hepatic flexure [45.73](#)
 left radical (hemicolon) [45.75](#)
 multiple segmental [45.71](#)
 right radical (hemicolon) (ileocolotomy)
 [45.73](#)
 segmental NEC [45.79](#)
 multiple [45.71](#)
 sigmoid [45.76](#)
 splenic flexure [45.75](#)
 total [45.8](#)
 transverse [45.74](#)
 conjunctiva, for pterygium [11.39](#)
 corneal graft [11.32](#)
 cornual (fallopian tube) (unilateral) [66.69](#)
 bilateral [66.63](#)
 diaphragm [34.81](#)
 endaural [20.79](#)
 endorectal (pull-through) (Soave) [48.41](#)
 combined abdominal [48.5](#)
 esophagus (partial) (subtotal) -- see also
 Esophagectomy [42.41](#)
 total [42.42](#)
 exteriorized intestine -- see Resection,
 intestine, exteriorized
 fascia [83.44](#)
 for graft [83.43](#)
 hand [82.34](#)
 hand [82.35](#)
 for graft [82.34](#)
 gallbladder (total) [51.22](#)
 gastric (partial) (sleeve) (subtotal) NEC
 -- see also Gastrectomy [43.89](#)

Resection--Cont.

with anastomosis NEC [43.89](#)
 esophagogastric [43.5](#)
 gastroduodenal [43.6](#)
 gastrogastic [43.89](#)
 gastrojejunal [43.7](#)
 complete or total NEC [43.99](#)
 with intestinal interposition [43.91](#)
 radical NEC [43.99](#)
 with intestinal interposition [43.91](#)
 wedge [43.42](#)
 endoscopic [43.41](#)
 hallux valgus (joint) -- see also
 Bunionectomy with prosthetic
 implant [77.59](#)
 hepatic
 duct [51.69](#)
 flexure (colon) [45.73](#)
 infundibula, heart (right) [35.34](#)
 intestine (partial) NEC [45.79](#)
 cecum (with terminal ileum) [45.72](#)
 exteriorized (large intestine) [46.04](#)
 small intestine [46.02](#)
 for interposition [45.50](#)
 large intestine [45.52](#)
 small intestine [45.51](#)
 hepatic flexure [45.73](#)
 ileum [45.62](#)
 with cecum [45.72](#)
 large (partial) (segmental) NEC [45.79](#)
 for interposition [45.52](#)
 multiple segmental [45.71](#)
 total [45.8](#)
 left hemicolon [45.75](#)
 multiple segmental (large intestine)
[45.71](#)
 small intestine [45.61](#)
 right hemicolon [45.73](#)
 segmental (large intestine) [45.79](#)
 multiple [45.71](#)
 small intestine [45.62](#)
 multiple [45.61](#)
 sigmoid [45.76](#)
 small (partial) (segmental) NEC [45.62](#)
 for interposition [45.51](#)
 multiple segmental [45.61](#)
 total [45.63](#)
 total
 large intestine [45.8](#)
 small intestine [45.63](#)
 joint structure NEC -- see also Arthrorectomy
[80.90](#)
 kidney (segmental) (wedge) [55.4](#)
 larynx -- see also Laryngectomy
 submucous [30.29](#)
 lesion -- see Excision, lesion, by site
 levator palpebrae muscle [08.33](#)
 ligament -- see also Arthrorectomy [80.90](#)

Resection--Cont.

broad [69.19](#)
 round [69.19](#)
 uterine [69.19](#)
 lip (wedge) [27.43](#)
 liver (partial) (wedge) [50.22](#)
 lobe (total) [50.3](#)
 total [50.4](#)
 lung (wedge) NEC [32.29](#)
 endoscopic [32.28](#)
 segmental (any part) [32.3](#)
 volume reduction [32.22](#)
 meninges (cerebral) [01.51](#)
 spinal [03.4](#)
 mesentery [54.4](#)
 muscle [83.45](#)
 extraocular [15.13](#)
 with
 advancement or recession of other
 eye muscle [15.3](#)
 suture of original insertion [15.13](#)
 levator palpebrae [08.33](#)
 Muller's, for blepharoptosis [08.35](#)
 orbicularis oculi [08.20](#)
 tarsal, for blepharoptosis [08.35](#)
 for graft [83.43](#)
 hand [82.34](#)
 hand [82.36](#)
 for graft [82.34](#)
 ocular -- see Resection, muscle,
 extraocular
 myocardium [37.33](#)
 nasal septum (submucous) [21.5](#)
 nerve (cranial) (peripheral) NEC [04.07](#)
 phrenic [04.03](#)
 for collapse of lung [33.31](#)
 sympathetic [05.29](#)
 vagus -- see Vagotomy
 nose (complete) (extended) (partial)
 (radical) [21.4](#)
 omentum [54.4](#)
 orbitomaxillary, radical [16.51](#)
 ovary -- see also Oophorectomy
 wedge [65.22](#)
 laparoscopic [65.24](#)
 palate (bony) (local) [27.31](#)
 by wide excision [27.32](#)
 soft [27.49](#)
 pancreas (total) (with synchronous
 duodenectomy) [52.6](#)
 partial NEC [52.59](#)
 distal (tail) (with part of body) [52.52](#)
 proximal (head) (with part of body)
 (with synchronous
 duodenectomy) [52.51](#)
 radical subtotal [52.53](#)
 radical (one-stage) (two-stage) [52.7](#)
 subtotal [52.53](#)

Resection--Cont.

pancreaticoduodenal -- see also
 Pancreatectomy [52.6](#)
 pelvic viscera (en masse) (female) [68.8](#)
 male [57.71](#)
 penis [64.3](#)
 pericardium (partial) (for)
 chronic constrictive pericarditis [37.31](#)
 drainage [37.12](#)
 removal of adhesions [37.31](#)
 peritoneum [54.4](#)
 pharynx (partial) [29.33](#)
 phrenic nerve [04.03](#)
 for collapse of lung [33.31](#)
 prostate -- see also Prostatectomy
 transurethral (punch) [60.29](#)
 pterygium [11.39](#)
 radial head [77.83](#)
 rectosigmoid -- see also Resection, rectum
[48.69](#)
 rectum (partial) NEC [48.69](#)
 with
 pelvic exenteration [68.8](#)
 transsacral sigmoidectomy [48.61](#)
 abdominoendorectal (combined) [48.5](#)
 abdominoperineal [48.5](#)
 pull-through NEC [48.49](#)
 Duhamel type [48.65](#)
 anterior [48.63](#)
 with colostomy (synchronous) [48.62](#)
 Duhamel [48.65](#)
 endorectal [48.41](#)
 combined abdominal [48.5](#)
 posterior [48.64](#)
 pull-through NEC [48.49](#)
 endorectal [48.41](#)
 submucosal (Soave) [48.41](#)
 combined abdominal [48.5](#)
 rib (transaxillary) [77.91](#)
 as operative approach -- omit code
 incidental to thoracic operation
 -- omit code
 right ventricle (heart), for infundibular
 stenosis [35.34](#)
 root (tooth) (apex) [23.73](#)
 with root canal therapy [23.72](#)
 residual or retained [23.11](#)
 round ligament [69.19](#)
 sclera [12.65](#)
 with scleral buckling -- see also
 Buckling, scleral [14.49](#)
 lamellar (for retinal reattachment) [14.49](#)
 with implant [14.41](#)
 scrotum [61.3](#)
 soft tissue NEC [83.49](#)
 hand [82.39](#)
 sphincter of Oddi [51.89](#)
 spinal cord (meninges) [03.4](#)

Resection--Cont.

splanchnic [05.29](#)
 splenic flexure (colon) [45.75](#)
 sternum [77.81](#)
 stomach (partial) (sleeve) (subtotal) NEC
 -- see also Gastrectomy [43.89](#)
 with anastomosis NEC [43.89](#)
 esophagogastric [43.5](#)
 gastroduodenal [43.6](#)
 gastrogastric [43.89](#)
 gastrojejunal [43.7](#)
 complete or total NEC [43.99](#)
 with intestinal interposition [43.91](#)
 fundus [43.89](#)
 radical NEC [43.99](#)
 with intestinal interposition [43.91](#)
 wedge [43.42](#)
 endoscopic [43.41](#)
 submucous
 larynx [30.29](#)
 nasal septum [21.5](#)
 vocal cords [30.22](#)
 synovial membrane (complete) (partial)
 -- see also Synovectomy [80.70](#)
 tarsolevator [08.33](#)
 tendon [83.42](#)
 hand [82.33](#)
 thoracic structures (block) (en bloc)
 (radical) (brachial plexus, bronchus,
 lobes of lung, ribs, and sympathetic
 nerves) [32.6](#)
 thorax [34.4](#)
 tongue [25.2](#)
 wedge [25.1](#)
 tooth root [23.73](#)
 with root canal therapy [23.72](#)
 apex (abscess) [23.73](#)
 with root canal therapy [23.72](#)
 residual or retained [23.11](#)
 trachea [31.5](#)
 transurethral
 bladder NEC [57.49](#)
 prostate [60.29](#)
 transverse colon [45.74](#)
 turbinates -- see Turbinectomy
 ureter (partial) [56.41](#)
 total [56.42](#)
 uterus -- see Hysterectomy
 vein -- see Phlebectomy
 ventricle (heart) [37.35](#)
 infundibula [35.34](#)
 vesical neck [57.59](#)
 transurethral [57.49](#)
 vocal cords (punch) [30.22](#)
Respirator, volume-controlled (Bennett)
 (Byrd) -- see Ventilation

Restoration

- cardioesophageal angle [44.66](#)
- laparoscopic [44.67](#)
- dental NEC [23.49](#)
 - by
 - application of crown (artificial) [23.41](#)
 - insertion of bridge (fixed) [23.42](#)
 - removable [23.43](#)
- extremity -- see Reattachment, extremity
- eyebrow [08.70](#)
 - with graft [08.63](#)
- eye socket [16.64](#)
 - with graft [16.63](#)
- tooth NEC [23.2](#)
 - by
 - crown (artificial) [23.41](#)
 - filling (amalgam)(plastic)(silicate) [23.2](#)
 - inlay [23.3](#)

Restrictive

- gastric band, laparoscopic [44.95](#)

Resuscitation

- artificial respiration [93.93](#)
- cardiac [99.60](#)
 - cardioversion [99.62](#)
 - atrial [99.61](#)
 - defibrillation [99.62](#)
 - external massage [99.63](#)
 - open chest [37.91](#)
 - intracardiac injection [37.92](#)
- cardiopulmonary [99.60](#)
- endotracheal intubation [96.04](#)
- manual [93.93](#)
- mouth-to-mouth [93.93](#)
- pulmonary [93.93](#)

Resuture

- abdominal wall [54.61](#)
- cardiac septum prosthesis [35.95](#)
- chest wall [34.71](#)
- heart valve prosthesis (poppet) [35.95](#)
- wound (skin and subcutaneous tissue) (without graft) NEC [86.59](#)

Retavase, infusion [99.10](#)

Reteplase, infusion [99.10](#)

Retinaculotomy NEC -- see also Division,

- ligament [80.40](#)
- carpal tunnel (flexor) [04.43](#)

Retraining

- cardiac [93.36](#)
- vocational [93.85](#)

Retrogasserian neurotomy [04.02](#)

Revascularization

- cardiac (heart muscle) (myocardium) (direct) [36.10](#)
 - with
 - bypass anastomosis
 - abdominal artery to coronary artery [36.17](#)

Revascularization---Cont.

- aortocoronary (catheter stent) (homograft) (prosthesis) (saphenous vein graft) [36.10](#)
 - one coronary vessel [36.11](#)
 - two coronary vessels [36.12](#)
 - three coronary vessels [36.13](#)
 - four coronary vessels [36.14](#)
- gastroepiploic artery to coronary artery [36.17](#)
- internal mammary-coronary artery (single vessel) [36.15](#)
 - double vessel [36.16](#)
- specified type NEC [36.19](#)
- thoracic artery-coronary artery (single vessel) [36.15](#)
 - double vessel [36.16](#)
- implantation of artery into heart (muscle) (myocardium) (ventricle) [36.2](#)
- indirect [36.2](#)
 - specified type NEC [36.39](#)
- transmyocardial
 - open chest [36.31](#)
 - percutaneous [36.32](#)
 - specified type NEC [36.32](#)
 - thoracoscopic [36.32](#)

Reversal, intestinal segment [45.50](#)

- large [45.52](#)
- small [45.51](#)

Revision

- amputation stump [84.3](#)
 - current traumatic -- see Amputation
- anastomosis
 - biliary tract [51.94](#)
 - blood vessel [39.49](#)
 - gastric, gastrointestinal (with jejunal interposition) [44.5](#)
 - intestine (large) [46.94](#)
 - small [46.93](#)
 - pleurothecal [03.97](#)
 - pyelointestinal [56.72](#)
 - salpingohecal [03.97](#)
 - subarachnoid-peritoneal [03.97](#)
 - subarachnoid-ureteral [03.97](#)
 - ureterointestinal [56.72](#)
- ankle replacement (prosthesis) [81.59](#)
- anterior segment (eye) wound (operative) NEC [12.83](#)
- arteriovenous shunt(cannula)(for dialysis) [39.42](#)
- arthroplasty -- see Arthroplasty
- bone flap, skull [02.06](#)
- breast implant [85.93](#)
- bronchostomy [33.42](#)
- bypass graft (vascular) [39.49](#)
 - abdominal - coronary artery [36.17](#)
 - aortocoronary (catheter stent)(with prosthesis)(with saphenous vein graft)(with vein graft) [36.10](#)

Revision---Cont.

one coronary vessel [36.11](#)
 two coronary vessels [36.12](#)
 three coronary vessels [36.13](#)
 four coronary vessels [36.14](#)
 CABG - see Revision, aortocoronary
 bypass graft
 chest tube - see intercostal catheter
 coronary artery bypass graft (CABG)
 - see Revision, aortocoronary
 bypass graft, abdominal -
 coronary artery bypass, and
 internal mammary - coronary
 artery bypass
 intercostal catheter (with lysis of
 adhesions) [34.04](#)
 internal mammary - coronary artery
 (single) [36.15](#)
 double vessel [36.16](#)
 cannula, vessel-to-vessel (arteriovenous)
[39.94](#)
 canthus, lateral [08.59](#)
 cardiac pacemaker
 device (permanent) [37.89](#)
 electrode(s) (atrial) (transvenous)
 (ventricular) [37.75](#)
 pocket [37.79](#)
 cardiac resynchronization defibrillator
 (CRT-D) [37.99](#)
 cardiac resynchronization pacemaker
 (CRT-P)
 device (permanent) [37.89](#)
 electrode(s) (atrial) (transvenous)
 (ventricular) [37.75](#)
 pocket [37.79](#)
 cardioverter/defibrillator (automatic)
 pocket [37.99](#)
 cholecystostomy [51.99](#)
 cleft palate repair [27.63](#)
 colostomy [46.43](#)
 conduit, urinary [56.52](#)
 cystostomy (stoma) [57.22](#)
 disc-see Revision, intervertebral disc
 elbow replacement (prosthesis) [81.97](#)
 enterostomy (stoma) [46.40](#)
 large intestine [46.43](#)
 small intestine [46.41](#)
 enucleation socket [16.64](#)
 with graft [16.63](#)
 esophagostomy [42.83](#)
 exenteration cavity [16.66](#)
 with secondary graft [16.65](#)
 extraocular muscle surgery [15.6](#)
 fenestration, inner ear [20.62](#)
 filtering bleb [12.66](#)
 fixation device (broken) (displaced)
 -- see also Fixation, bone, internal
[78.50](#)

Revision---Cont.

flap or pedicle graft (skin) [86.75](#)
 foot replacement (prosthesis) [81.59](#)
 gastric anastomosis (with jejunal
 interposition) [44.5](#)
 gastric band, laparoscopic [44.96](#)
 gastric port device
 laparoscopic [44.96](#)
 gastroduodenostomy (with jejunal
 interposition) [44.5](#)
 gastrointestinal anastomosis (with jejunal
 interposition) [44.5](#)
 gastrojejunostomy [44.5](#)
 gastrostomy [44.69](#)
 laparoscopic [44.68](#)
 hand replacement (prosthesis) [81.97](#)
 heart procedure NEC [35.95](#)
 hip replacement (acetabulum) (femoral
 head) (partial) (total) [81.53](#)
 Holter (-Spitz) valve [02.42](#)
 ileal conduit [56.52](#)
 ileostomy [46.41](#)
 intervertebral disc, artificial (partial) (total)
 NOS [84.69](#)
 cervical [84.66](#)
 lumbar, lumbosacral [84.68](#)
 thoracic [84.67](#)
 Jejunioleal bypass [46.93](#)
 jejunostomy [46.41](#)
 joint replacement
 acetabulum [81.53](#)
 ankle [81.59](#)
 elbow [81.97](#)
 femoral head [81.53](#)
 foot [81.59](#)
 hand [81.97](#)
 hip (partial) (total) [81.53](#)
 knee [81.55](#)
 lower extremity NEC [81.59](#)
 toe [81.59](#)
 upper extremity [81.97](#)
 wrist [81.97](#)
 knee replacement (prosthesis) [81.55](#)
 laryngostomy [31.63](#)
 lateral canthus [08.59](#)
 mallet finger [82.84](#)
 mastoid antrum [19.9](#)
 mastoidectomy [20.92](#)
 nephrostomy [55.89](#)
 neuroplasty [04.75](#)
 ocular implant [16.62](#)
 orbital implant [16.62](#)
 pocket
 cardiac pacemaker
 with initial insertion of pacemaker
 - omit code
 new site (skin)(subcutaneous) [37.99](#)

Revision---Cont.

subcutaneous device pocket NEC
with initial insertion of generator or
device - *omit code*
new site [86.09](#)
thalamic stimulator pulse generator
with initial insertion of battery
package - *omit code*
new site (skin)(subcutaneous) [86.09](#)
previous mastectomy site -- see categories
[85.0-85.99](#)
proctostomy [48.79](#)
prosthesis
acetabulum
hip [81.53](#)
ankle [81.59](#)
breast [85.93](#)
elbow [81.97](#)
femoral head [81.53](#)
foot [81.59](#)
hand [81.97](#)
heart valve (poppet) [35.95](#)
hip (partial) (total) [81.53](#)
knee [81.55](#)
lower extremity NEC [81.59](#)
shoulder [81.97](#)
toe [81.59](#)
upper extremity [81.97](#)
wrist [81.97](#)
ptosis overcorrection [08.37](#)
pyelostomy [55.12](#)
pyloroplasty [44.29](#)
rhinoplasty [21.84](#)
scar
skin [86.84](#)
with excision [86.3](#)
scleral fistulization [12.66](#)
shoulder replacement (prosthesis) [81.97](#)
shunt
arteriovenous (cannula) (for dialysis)
[39.42](#)
lumbar-subarachnoid NEC [03.97](#)
peritoneojugular [54.99](#)
peritoneovascular [54.99](#)
pleurothecal [03.97](#)
salpingothecal [03.97](#)
spinal (thecal) NEC [03.97](#)
subarachnoid-peritoneal [03.97](#)
subarachnoid-ureteral [03.97](#)
ventricular (cerebral) [02.42](#)
ventriculoperitoneal
at peritoneal site [54.95](#)
at ventricular site [02.42](#)
stapedectomy NEC [19.29](#)
with incus replacement (homograft)
(prosthesis) [19.21](#)
stoma
bile duct [51.79](#)

Revision---Cont.

bladder (vesicostomy) [57.22](#)
bronchus [33.42](#)
common duct [51.72](#)
esophagus [42.89](#)
gallbladder [51.99](#)
hepatic duct [51.79](#)
intestine [46.40](#)
large [46.43](#)
small [46.41](#)
kidney [55.89](#)
larynx [31.63](#)
rectum [48.79](#)
stomach [44.69](#)
laparoscopic [44.68](#)
thorax [34.79](#)
trachea [31.74](#)
ureter [56.62](#)
urethra [58.49](#)
tack operation [20.79](#)
toe replacement (prosthesis) [81.59](#)
tracheostomy [31.74](#)
tunnel
pulse generator lead wire [86.99](#)
with initial procedure - *omit code*
tyimpanoplasty [19.6](#)
uretero-ileostomy, cutaneous [56.52](#)
ureterostomy (cutaneous) (stoma) NEC [56.62](#)
ileal [56.52](#)
urethrostomy [58.49](#)
urinary conduit [56.52](#)
vascular procedure (previous) NEC [39.49](#)
ventricular shunt (cerebral) [02.42](#)
vesicostomy stoma [57.22](#)
wrist replacement (prosthesis) [81.97](#)
Rhinectomy [21.4](#)
Rhinocheiloplasty [27.59](#)
cleft lip [27.54](#)
Rhinomanometry [89.12](#)
Rhinoplasty (external) (internal) NEC [21.87](#)
augmentation (with graft) (with synthetic
implant) [21.85](#)
limited [21.86](#)
revision [21.84](#)
tip [21.86](#)
twisted nose [21.84](#)
Rhinorrhaphy (external) (internal) [21.81](#)
for epistaxis [21.09](#)
Rhinoscopy [21.21](#)
Rhinoseptoplasty [21.84](#)
Rhinotomy [21.1](#)
Rhizotomy (radiofrequency) (spinal) [03.1](#)
acoustic [04.01](#)
trigeminal [04.02](#)
Rhytidectomy (facial) [86.82](#)
eyelid
lower [08.86](#)
upper [08.87](#)

- Rhytidoplasty** (facial) [86.82](#)
- Ripstein operation** (repair of prolapsed rectum) [48.75](#)
- Rodney Smith operation** (radical subtotal pancreatectomy) [52.53](#)
- Roentgenography** -- see also Radiography
cardiac, negative contrast [88.58](#)
- Rolling of conjunctiva** [10.33](#)
- Root**
canal (tooth) (therapy) [23.70](#)
with
apicoectomy [23.72](#)
irrigation [23.71](#)
resection (tooth) (apex) [23.73](#)
with root canal therapy [23.72](#)
residual or retained [23.11](#)
- Rotation of fetal head**
forceps (instrumental) (Kielland) (Scanzoni) (key-in-lock) [72.4](#)
manual [73.51](#)
- Routine**
chest x-ray [87.44](#)
psychiatric visit [94.12](#)
- Roux-en-Y operation**
bile duct [51.36](#)
cholecystojejunostomy [51.32](#)
esophagus (intrathoracic) [42.54](#)
gastroenterostomy [44.39](#)
laparoscopic [44.38](#)
gastrojejunostomy [44.39](#)
laparoscopic [44.38](#)
pancreaticojejunostomy [52.96](#)
- Roux-Goldthwait operation** (repair of recurrent patellar dislocation) [81.44](#)
- Roux-Herzen-Judine operation** (jejunal loop interposition) [42.63](#)
- Rubin test** (insufflation of fallopian tube) [66.8](#)
- Ruiz-Mora operation** (proximal phalangectomy for hammer toe) [77.99](#)
- Rupture**
esophageal web [42.01](#)
joint adhesions, manual [93.26](#)
membranes, artificial [73.09](#)
for surgical induction of labor [73.01](#)
ovarian cyst, manual [65.93](#)
- Russe operation** (bone graft of scaphoid) [78.04](#)

S

Sacculotomy (tack) [20.79](#)
Sacrectomy (partial) [77.89](#)
 total [77.99](#)
Saemisch operation (corneal section) [11.1](#)
Salpingectomy (bilateral) (total)
 (transvaginal) [66.51](#)
 with oophorectomy [65.61](#)
 laparoscopic [65.63](#)
 partial (unilateral) [66.69](#)
 with removal of tubal pregnancy [66.62](#)
 bilateral [66.63](#)
 for sterilization [66.39](#)
 by endoscopy [66.29](#)
 remaining or solitary tube [66.52](#)
 with ovary [65.62](#)
 laparoscopic [65.64](#)
 unilateral (total) [66.4](#)
 with
 oophorectomy [65.49](#)
 laparoscopic [65.41](#)
 removal of tubal pregnancy [66.62](#)
 partial [66.69](#)
Salpingography [87.85](#)
Salpingohysterostomy [66.74](#)
Salpingo-oophorectomy (unilateral) [65.49](#)
 that by laparoscope [65.41](#)
 bilateral (same operative episode) [65.61](#)
 laparoscopic [65.63](#)
 remaining or solitary tube and ovary [65.62](#)
 laparoscopic [65.64](#)
Salpingo-oophoroplasty [65.73](#)
 laparoscopic [65.76](#)
Salpingo-oophororrhaphy [65.79](#)
Salpingo-oophorostomy [66.72](#)
Salpingo-oophorotomy [65.09](#)
 laparoscopic [65.01](#)
Salpingoplasty [66.79](#)
Salpingorrhaphy [66.71](#)
Salpingosalpingostomy [66.73](#)
Salpingostomy (for removal of non-ruptured
 ectopic pregnancy) [66.02](#)
Salpingotomy [66.01](#)
Salpingo-uterostomy [66.74](#)
Salter operation (innominate osteotomy)
 [77.39](#)
Salvage (autologous blood) (intraoperative)
 (periooperative) (postoperative) [99.00](#)
**Sampling, blood for genetic determination
 of fetus** [75.33](#)
Sandpapering (skin) [86.25](#)
Saucerization
 bone--see also Excision, lesion, bone [77.60](#)
 rectum [48.99](#)

Sauer-Bacon operation (abdominoperineal
 resection) [48.5](#)
Scalenectomy [83.45](#)
Scalenotomy [83.19](#)
Scaling and polishing, dental [96.54](#)
Scan, scanning
 C.A.T.(computerized axial tomography)[88.38](#)
 with computer assisted surgery(CAS)[00.31](#)
 abdomen [88.01](#)
 bone [88.38](#)
 mineral density [88.98](#)
 brain [87.03](#)
 head [87.03](#)
 kidney [87.71](#)
 skeletal [88.38](#)
 mineral density [88.98](#)
 thorax [87.41](#)
 computerized axial tomography (C.A.T.)
 -- see also Scan, C.A.T. [88.38](#)
 C.T. -- see Scan, C.A.T.
 gallium -- see Scan, radioisotope
 liver [92.02](#)
 MUGA (multiple gated acquisition)
 - see Scan, radioisotope
 positron emission tomography (PET)
 -- see Scan, radioisotope
 radioisotope
 adrenal [92.09](#)
 bone [92.14](#)
 marrow [92.05](#)
 bowel [92.04](#)
 cardiac output [92.05](#)
 cardiovascular [92.05](#)
 cerebral [92.11](#)
 circulation time [92.05](#)
 eye [95.16](#)
 gastrointestinal [92.04](#)
 head NEC [92.12](#)
 hematopoietic [92.05](#)
 intestine [92.04](#)
 iodine-131 [92.01](#)
 kidney [92.03](#)
 liver [92.02](#)
 lung [92.15](#)
 lymphatic system [92.16](#)
 myocardial infarction [92.05](#)
 pancreatic [92.04](#)
 parathyroid [92.13](#)
 pituitary [92.11](#)
 placenta [92.17](#)
 protein-bound iodine [92.01](#)
 pulmonary [92.15](#)
 radio-iodine uptake [92.01](#)
 renal [92.03](#)

- Scan, scanning**---*Cont.*
 specified site NEC [92.19](#)
 spleen [92.05](#)
 thyroid [92.01](#)
 total body [92.18](#)
 uterus [92.19](#)
 renal [92.03](#)
 thermal -- see Thermography
- Scapulectomy** (partial) [77.81](#)
 total [77.91](#)
- Scapulopexy** [78.41](#)
- Scarification**
 conjunctiva [10.33](#)
 nasal veins (with packing) [21.03](#)
 pericardium [36.39](#)
 pleura [34.6](#)
 chemical [34.92](#)
 with cancer chemotherapy substance
[34.92](#) [[99.25](#)]
 tetracycline [34.92](#) [[99.21](#)]
- Schanz operation** (femoral osteotomy) [77.35](#)
- Schauta (-Amreich) operation** (radical vaginal hysterectomy) [68.7](#)
- Schede operation** (thoracoplasty) [33.34](#)
- Scheie operation**
 cautery of sclera [12.62](#)
 sclerostomy [12.62](#)
- Schlatter operation**(total gastrectomy) [43.99](#)
- Schroeder operation** (endocervical excision) [67.39](#)
- Schuchardt operation** (nonobstetrical episiotomy) [71.09](#)
- Schwartz operation** (simple mastoidectomy) [20.41](#)
- Scintigraphy** -- see Scan, radioisotope
- Scintiscan** -- see Scan, radioisotope
- Sclerectomy** (punch) (scissors) [12.65](#)
 for retinal reattachment [14.49](#)
 Holth's [12.65](#)
 trephine [12.61](#)
 with implant [14.41](#)
- Scleroplasty** [12.89](#)
- Sclerosis** -- see Sclerotherapy
- Sclerostomy** (Scheie's) [12.62](#)
- Sclerotherapy**
 esophageal varices (endoscopic) [42.33](#)
 hemorrhoids [49.42](#)
 pleura [34.92](#)
 treatment of malignancy (cytotoxic agent) [34.92](#) [[99.25](#)]
 with tetracycline [34.92](#) [[99.21](#)]
 varicose vein [39.92](#)
 vein NEC [39.92](#)
- Sclerotomy** (exploratory) [12.89](#)
 anterior [12.89](#)
 with
 iridectomy [12.65](#)
 removal of vitreous [14.71](#)
- Sclerotomy** ---*Cont.*
 posterior [12.89](#)
 with
 iridectomy [12.65](#)
 removal of vitreous [14.72](#)
- Scott operation**
 intestinal bypass for obesity [45.93](#)
 jejunocolostomy (bypass) [45.93](#)
- Scraping**
 corneal epithelium [11.41](#)
 for smear or culture [11.21](#)
 trachoma follicles [10.33](#)
- Scrotoectomy** (partial) [61.3](#)
- Scrotoplasty** [61.49](#)
- Scrotrorrhaphy** [61.41](#)
- Scrotoectomy** [61.0](#)
- Scrub, posterior nasal** (adhesions) [21.91](#)
- Sculpturing, heart valve**
 -- see Valvuloplasty, heart
- Section** -- see also Division and Incision
 cesarean -- see Cesarean section
 ganglion, sympathetic [05.0](#)
 hypophyseal stalk -- see also
 Hypophysectomy, partial [07.63](#)
 ligamentum flavum (spine) -- omit code
 nerve (cranial) (peripheral) NEC [04.03](#)
 acoustic [04.01](#)
 spinal root (posterior) [03.1](#)
 sympathetic [05.0](#)
 trigeminal tract [04.02](#)
 Saemisch (corneal) [11.1](#)
 spinal ligament [80.49](#)
 arcuate -- omit code
 flavum -- omit code
 tooth (impacted) [23.19](#)
- Seddon-Brooks operation** (transfer of pectoralis major tendon) [83.75](#)
- Semb operation** (apicolysis of lung) [33.39](#)
- Senning operation** (correction of transposition of great vessels) [35.91](#)
- Separation**
 twins (attached) (conjoined) (Siamese) [84.93](#)
 asymmetrical (unequal) [84.93](#)
 symmetrical (equal) [84.92](#)
- Septectomy**
 atrial (closed) [35.41](#)
 open [35.42](#)
 transvenous method (balloon) [35.41](#)
 submucous (nasal) [21.5](#)
- Septoplasty** NEC [21.88](#)
 with submucous resection of septum [21.5](#)
- Septorhinoplasty** [21.84](#)
- Septostomy** (atrial) (balloon) [35.41](#)
- Septotomy, nasal** [21.1](#)
- Sequestrectomy**
 bone [77.00](#)
 carpals, metacarpals [77.04](#)
 clavicle [77.01](#)

Sequestrectomy---Cont.

- facial [76.01](#)
- femur [77.05](#)
- fibula [77.07](#)
- humerus [77.02](#)
- nose [21.32](#)
- patella [77.06](#)
- pelvic [77.09](#)
- phalanges (foot) (hand) [77.09](#)
- radius [77.03](#)
- scapula [77.01](#)
- skull [01.25](#)
- specified site NEC [77.09](#)
- tarsals, metatarsals [77.08](#)
- thorax (ribs) (sternum) [77.01](#)
- tibia [77.07](#)
- ulna [77.03](#)
- vertebrae [77.09](#)
- nose [21.32](#)
- skull [01.25](#)

Sesamoidectomy [77.98](#)

Setback, ear [18.5](#)

Sever operation (division of soft tissue of arm) [83.19](#)

Severing of blepharorrhaphy [08.02](#)

Sewell operation (heart) [36.2](#)

Sharrard operation (iliopsoas muscle transfer) [83.77](#)

Shaving

- bone -- see also Excision, lesion, bone [77.60](#)
- cornea (epithelium) [11.41](#)
- for smear or culture [11.21](#)
- patella [77.66](#)

Shelf operation (hip arthroplasty) [81.40](#)

Shirodkar operation (encirclement suture, cervix) [67.59](#)

Shock therapy

- chemical [94.24](#)
- electroconvulsive [94.27](#)
- electrotonic [94.27](#)
- insulin [94.24](#)
- subconvulsive [94.26](#)

Shortening

- bone (fusion) [78.20](#)
- femur [78.25](#)
- specified site NEC -- see category [78.2](#)
- tibia [78.27](#)
- ulna [78.23](#)
- endopelvic fascia [69.22](#)
- extraocular muscle NEC [15.22](#)
- multiple (two or more muscles) [15.4](#)
- eyelid margin [08.71](#)
- eye muscle NEC [15.22](#)
- multiple (two or more muscles) (with lengthening) [15.4](#)
- finger (macroductyly repair) [82.83](#)
- heel cord [83.85](#)

Shortening ---Cont.

- levator palpebrae muscle [08.33](#)
- ligament -- see also Arthroplasty
- round [69.22](#)
- uterosacral [69.22](#)
- muscle [83.85](#)
- extraocular [15.22](#)
- multiple (two or more muscles) [15.4](#)
- hand [82.55](#)
- sclera (for repair of retinal detachment) [14.59](#)
- by scleral buckling -- see also Buckling, scleral [14.49](#)
- tendon [83.85](#)
- hand [82.55](#)
- ureter (with reimplantation) [56.41](#)
- Shunt** -- see also Anastomosis and Bypass, vascular
- abdominovenous [54.94](#)
- aorta-coronary sinus [36.39](#)
- aorta (descending)-pulmonary (artery) [39.0](#)
- aortocarotid [39.22](#)
- aorticeliac [39.26](#)
- aortofemoral [39.25](#)
- aortoiliac [39.25](#)
- aortoiliofemoral [39.25](#)
- aortomesenteric [39.26](#)
- aorto-myocardial (graft) [36.2](#)
- aortorenal [39.24](#)
- aortosubclavian [39.22](#)
- apicoaortic [35.93](#)
- arteriovenous NEC [39.29](#)
- for renal dialysis (by)
- anastomosis [39.27](#)
- external cannula [39.93](#)
- ascending aorta to pulmonary artery (Waterston) [39.0](#)
- axillary-femoral [39.29](#)
- carotid-carotid [39.22](#)
- carotid-subclavian [39.22](#)
- caval-mesenteric [39.1](#)
- corpora cavernosa-corpora spongiosum [64.98](#)
- corpora-saphenous [64.98](#)
- descending aorta to pulmonary artery (Potts-Smith) [39.0](#)
- endolymphatic (-subarachnoid) [20.71](#)
- endolymph-perilymph [20.71](#)
- extracranial-intracranial (EC-IC) [39.28](#)
- femoroperoneal [39.29](#)
- femoropopliteal [39.29](#)
- iliofemoral [39.25](#)
- ilioliac [39.25](#)
- intestinal
- large-to-large [45.94](#)
- small-to-large [45.93](#)
- small-to-small [45.91](#)
- left subclavian to descending aorta (Blalock-Park) [39.0](#)

Shunt---Cont.

left-to-right (systemic-pulmonary artery)
[39.0](#)
 left ventricle (heart) (apex) and aorta [35.93](#)
 lienorenal [39.1](#)
 lumbar-subarachnoid (with valve) NEC
[03.79](#)
 mesocaval [39.1](#)
 peritoneal-jugular [54.94](#)
 peritoneo-vascular [54.94](#)
 peritoneovenous [54.94](#)
 pleuroperitoneal [34.05](#)
 pleurothecal (with valve) [03.79](#)
 portacaval (double) [39.1](#)
 portal-systemic [39.1](#)
 portal vein to vena cava [39.1](#)
 pulmonary-innominate [39.0](#)
 pulmonary vein to atrium [35.82](#)
 renoportal [39.1](#)
 right atrium and pulmonary artery [35.94](#)
 right ventricle and pulmonary artery
 (distal) [35.92](#)
 in repair of
 pulmonary artery atresia [35.92](#)
 transposition of great vessels [35.92](#)
 truncus arteriosus [35.83](#)
 salpingothecal (with valve) [03.79](#)
 semicircular subarachnoid [20.71](#)
 spinal (thecal) (with valve) NEC [03.79](#)
 subarachnoid-peritoneal [03.71](#)
 subarachnoid-ureteral [03.72](#)
 splenorenal (venous) [39.1](#)
 arterial [39.26](#)
 subarachnoid-peritoneal (with valve) [03.71](#)
 subarachnoid-ureteral (with valve) [03.72](#)
 subclavian-pulmonary [39.0](#)
 subdural-peritoneal (with valve) [02.34](#)
 superior mesenteric-caval [39.1](#)
 systemic-pulmonary artery [39.0](#)
 transjugular intrahepatic portosystemic
 [TIPS] [39.1](#)
 vena cava to pulmonary artery (Green)
[39.21](#)
 ventricular (cerebral) (with valve) [02.2](#)
 to
 abdominal cavity or organ [02.34](#)
 bone marrow [02.39](#)
 cervical subarachnoid space [02.2](#)
 circulatory system [02.32](#)
 cisterna magna [02.2](#)
 extracranial site NEC [02.39](#)
 gallbladder [02.34](#)
 head or neck structure [02.31](#)
 intracerebral site NEC [02.2](#)
 lumbar site [02.39](#)
 mastoid [02.31](#)
 nasopharynx [02.31](#)
 thoracic cavity [02.33](#)

Shunt---Cont.

ureter [02.35](#)
 urinary system [02.35](#)
 venous system [02.32](#)
 ventriculoatrial (with valve) [02.32](#)
 ventriculocaval (with valve) [02.32](#)
 ventriculocisternal (with valve) [02.2](#)
 ventriculolumbar (with valve) [02.39](#)
 ventriculomastoid (with valve) [02.31](#)
 ventriculonasopharyngeal [02.31](#)
 ventriculopleural (with valve) [02.33](#)
Sialoadenectomy (parotid) (sublingual)
 (submaxillary) [26.30](#)
 complete [26.32](#)
 partial [26.31](#)
 radical [26.32](#)
Sialoadenolithotomy [26.0](#)
Sialoadenotomy [26.0](#)
Sialodochoplasty NEC [26.49](#)
Sialogram [87.09](#)
Sialolithotomy [26.0](#)
Sieve, vena cava [38.7](#)
Sigmoid bladder [57.87](#) [[45.52](#)]
Sigmoidectomy [45.76](#)
Sigmoidomyotomy [46.91](#)
Sigmoidopexy (Moschowitz) [46.63](#)
Sigmoidoproctectomy -- see also Resection,
 rectum [48.69](#)
Sigmoidoproctostomy [45.94](#)
Sigmoidorectostomy [45.94](#)
Sigmoidorrhaphy [46.75](#)
Sigmoidoscopy (rigid) [48.23](#)
 with biopsy [45.25](#)
 flexible [45.24](#)
 through stoma (artificial) [45.22](#)
 transabdominal [45.21](#)
Sigmoidosigmoidostomy [45.94](#)
 proximal to distal segment [45.76](#)
Sigmoidostomy -- see also Colostomy [46.10](#)
Sigmoidotomy [45.03](#)
Sign language [93.75](#)
Silver operation (bunionectomy) [77.59](#)
Sinogram
 abdominal wall [88.03](#)
 chest wall [87.38](#)
 retroperitoneum [88.14](#)
Sinusectomy (nasal) (complete) (partial) (with
 turbinectomy) [22.60](#)
 antrum [22.62](#)
 with Caldwell-Luc approach [22.61](#)
 ethmoid [22.63](#)
 frontal [22.42](#)
 maxillary [22.62](#)
 with Caldwell-Luc approach [22.61](#)
 sphenoid [22.64](#)

- Sinusotomy** (nasal) [22.50](#)
 antrum (intranasal) [22.2](#)
 with external approach (Caldwell-Luc) [22.39](#)
 radical (with removal of membrane lining) [22.31](#)
 ethmoid [22.51](#)
 frontal [22.41](#)
 maxillary (intranasal) [22.2](#)
 external approach (Caldwell-Luc) [22.39](#)
 radical (with removal of membrane lining) [22.31](#)
 multiple [22.53](#)
 perinasal [22.50](#)
 sphenoid [22.52](#)
- Sistrunk operation** (excision of thyroglossal cyst) [06.7](#)
- Size reduction**
 abdominal wall (adipose) (pendulous) [86.83](#)
 arms (adipose) (batwing) [86.83](#)
 breast (bilateral) [85.32](#)
 unilateral [85.31](#)
 buttocks (adipose) [86.83](#)
 skin [86.83](#)
 subcutaneous tissue [86.83](#)
 thighs (adipose) [86.83](#)
- Skeletal series** (x-ray) [88.31](#)
- Sling** -- see also Operation, sling
 fascial (fascia lata)
 for facial weakness (trigeminal nerve paralysis) [86.81](#)
 mouth [86.81](#)
 orbicularis (mouth) [86.81](#)
 tongue [25.59](#)
 levator muscle (urethrocystopexy) [59.71](#)
 pubococcygeal [59.71](#)
 rectum (puborectalis) [48.76](#)
 tongue (fascial) [25.59](#)
- Slitting**
 canaliculus for
 passage of tube [09.42](#)
 removal of streptothrix [09.42](#)
 lens [13.2](#)
 prepuce (dorsal) (lateral) [64.91](#)
- Slocum operation**(pes anserinus transfer) [81.47](#)
- Sluder operation** (tonsillectomy) [28.2](#)
- Small bowel series** (x-ray) [87.63](#)
- Smith operation** (open osteotomy of mandible) [76.62](#)
- Smith-Peterson operation** (radiocarpal arthrodesis) [81.25](#)
- Smithwick operation** (sympathectomy) [05.29](#)
- Snaring, polyp, colon** (endoscopic) [45.42](#)
- Snip, punctum** (with dilation) [09.51](#)
- Soave operation** (endorectal pull-through) [48.41](#)
- Somatotherapy, psychiatric** NEC [94.29](#)
- Sonneberg operation** (inferior maxillary neurectomy) [04.07](#)
- Sorondo-Ferré operation** (hindquarter amputation) [84.19](#)
- Soutter operation** (iliac crest fasciotomy) [83.14](#)
- Spaulding-Richardson operation** (uterine suspension) [69.22](#)
- Spectrophotometry** NEC [89.39](#)
 blood [89.39](#)
 placenta [89.29](#)
 urine [89.29](#)
- Speech therapy** NEC [93.75](#)
- Spermatocectomy** [63.2](#)
- Spermatocystectomy** [60.73](#)
- Spermatoctomy** [60.72](#)
- Sphenoidectomy** [22.64](#)
- Sphenoidotomy** [22.52](#)
- Sphincterectomy, anal** [49.6](#)
- Sphincteroplasty**
 anal [49.79](#)
 obstetrical laceration (current) [75.62](#)
 old [49.79](#)
 bladder neck [57.85](#)
 pancreas [51.83](#)
 sphincter of Oddi [51.83](#)
- Sphincterorrhaphy, anal** [49.71](#)
 obstetrical laceration (current) [75.62](#)
 old [49.79](#)
- Sphincterotomy**
 anal (external) (internal) [49.59](#)
 left lateral [49.51](#)
 posterior [49.52](#)
 bladder (neck) (transurethral) [57.91](#)
 choledochal [51.82](#)
 endoscopic [51.85](#)
 iris [12.12](#)
 pancreatic [51.82](#)
 endoscopic [51.85](#)
 sphincter of Oddi [51.82](#)
 endoscopic [51.85](#)
 transduodenal ampullary [51.82](#)
 endoscopic [51.85](#)
- Spinal anesthesia** -- omit code
- Spinelli operation** (correction of inverted uterus) [75.93](#)
- Spirometry** (incentive) (respiratory) [89.37](#)
- Spivack operation** (permanent gastrostomy) [43.19](#)
- Splanchnicectomy** [05.29](#)
- Splanchnicotomy** [05.0](#)
- Splenectomy** (complete) (total) [41.5](#)
 partial [41.43](#)
- Splenogram** [88.64](#)
 radioisotope [92.05](#)
- Splenolysis** [54.59](#)
 laparoscopic [54.51](#)
- Splenopexy** [41.95](#)

- Splenoplasty** [41.95](#)
Splenoportogram (by splenic arteriography) [88.64](#)
Splenorrhaphy [41.95](#)
Splenotomy [41.2](#)
Splinting
 dental (for immobilization) [93.55](#)
 orthodontic [24.7](#)
 musculoskeletal [93.54](#)
 ureteral [56.2](#)
Splitting -- see also Division
 canaliculus [09.52](#)
 lacrimal papilla [09.51](#)
 spinal cord tracts [03.29](#)
 percutaneous [03.21](#)
 tendon sheath [83.01](#)
 hand [82.01](#)
Spondylosyndesis -- see also Fusion, spinal [81.00](#)
S.P. Rogers operation (knee disarticulation) [84.16](#)
Ssabanejew-Frank operation (permanent gastrostomy) [43.19](#)
Stab, intercostal [34.09](#)
Stabilization, joint -- see also Arthrodesis patella (for recurrent dislocation) [81.44](#)
Stacke operation (simple mastoidectomy) [20.41](#)
Stallard operation (conjunctivocysto-rhinostomy) [09.82](#)
 with insertion of tube or stent [09.83](#)
Stamm (-Kader) operation (temporary gastrostomy) [43.19](#)
Stapedectomy [19.19](#)
 with incus replacement (homograft) (prosthesis) [19.11](#)
 revision [19.29](#)
 with incus replacement [19.21](#)
Stapediolysis [19.0](#)
Stapling
 artery [39.31](#)
 blebs, lung (emphysematous) [32.21](#)
 diaphysis -- see also Stapling, epiphyseal plate [78.20](#)
 epiphyseal plate [78.20](#)
 femur [78.25](#)
 fibula [78.27](#)
 humerus [78.22](#)
 radius [78.23](#)
 specified site NEC [78.29](#)
 tibia [78.27](#)
 ulna [78.23](#)
 gastric varices [44.91](#)
 graft -- see Graft
 vein [39.32](#)
Steinberg operation [44.5](#)
- Steindler operation**
 fascia stripping (for cavus deformity) [83.14](#)
 flexorplasty (elbow) [83.77](#)
 muscle transfer [83.77](#)
Stereotactic radiosurgery [92.30](#)
 cobalt 60 [92.32](#)
 linear accelerator (LINAC) [92.31](#)
 multi-source [92.32](#)
 particle beam [92.33](#)
 particulate [92.33](#)
 radiosurgery NEC [92.39](#)
 single source photon [92.31](#)
Stereotactic head frame application [93.59](#)
Sterilization
 female -- see also specific operation [66.39](#)
 male NEC -- see also Ligation, vas deferens [63.70](#)
Sternotomy [77.31](#)
 as operative approach -- omit code for bone marrow biopsy [41.31](#)
Stewart operation (renal plication with pyeloplasty) [55.87](#)
Stimulation (electronic) -- see also Implant, electronic stimulator
 bone growth (percutaneous) -- see category [78.9](#)
 transcutaneous (surface) [99.86](#)
 cardiac (external) [99.62](#)
 internal [37.91](#)
 carotid sinus [99.64](#)
 defibrillator
 non-invasive programmed electrical stimulation (NIPS) [37.26](#)
 electrophysiologic, cardiac [37.26](#)
 nerve, peripheral or spinal cord, transcutaneous [93.39](#)
Stitch, Kelly-Stoeckel (urethra) [59.3](#)
Stomatoplasty [27.59](#)
Stomatorrhaphy [27.52](#)
Stone operation (anoplasty) [49.79](#)
Strassman operation (metroplasty) [69.49](#)
Strayer operation (gastrocnemius recession) [83.72](#)
Stretching
 eyelid (with elongation) [08.71](#)
 fascia [93.28](#)
 foreskin [99.95](#)
 iris [12.63](#)
 muscle [93.27](#)
 nerve (cranial) (peripheral) [04.91](#)
 tendon [93.27](#)
Stripping
 bone -- see also Incision, bone [77.10](#)
 carotid sinus [39.8](#)
 cranial suture [02.01](#)
 fascia [83.14](#)
 hand [82.12](#)

Stripping ---Cont.

- membranes for surgical induction of labor [73.1](#)
- meninges (cerebral) [01.51](#)
- spinal [03.4](#)
- saphenous vein, varicose [38.59](#)
- subdural membrane (cerebral) [01.51](#)
- spinal [03.4](#)
- varicose veins (lower limb) [38.59](#)
- upper limb [38.53](#)
- vocal cords [30.09](#)

Stromeyer-Little operation (hepatotomy) [50.0](#)

Strong operation (unbridling of celiac artery axis) [39.91](#)

Stryker frame [93.59](#)

Study

- bone mineral density [88.98](#)
- bundle of His [37.29](#)
- color vision [95.06](#)
- conduction, nerve (median) [89.15](#)
- dark adaptation, eye [95.07](#)
- electrophysiologic stimulation and recording, cardiac [37.26](#)
- function -- see also Function, study
- radioisotope -- see Scan, radioisotope
- lacrimal flow (radiographic) [87.05](#)
- ocular motility [95.15](#)
- pulmonary function -- see categories [89.37-89.38](#)
- radiographic -- see Radiography
- radio-iodinated triolein [92.04](#)
- renal clearance [92.03](#)
- spirometer [89.37](#)
- tracer -- see also Scan, radioisotope eye (P32) [95.16](#)
- ultrasonic -- see Ultrasonography
- visual field [95.05](#)
- xenon flow NEC [92.19](#)
- cardiovascular [92.05](#)
- pulmonary [92.15](#)

Sturmdorf operation (conization of cervix) [67.2](#)

Submucous resection

- larynx [30.29](#)
- nasal septum [21.5](#)

Summerskill operation dacryocysto-rhinostomy by intubation) [09.81](#)

Surgery

- computer assisted (CAS) [00.39](#)
- CAS with CT/CTA [00.31](#)
- CAS with fluoroscopy [00.33](#)
- CAS with MR/MRA [00.32](#)
- CAS with multiple datasets [00.35](#)
- imageless [00.34](#)
- other CAS [00.39](#)
- IGS - see Surgery, computer assisted

Surgery ---Cont.

- image guided - see Surgery, computer assisted
- navigation (CT-free, IGN image guided, imageless)- see Surgery, computer assisted

Surmay operation (jejunostomy) [46.39](#)

Suspension

- balanced, for traction [93.45](#)
- bladder NEC [57.89](#)
- diverticulum, pharynx [29.59](#)
- kidney [55.7](#)
- Olshausen (uterus) [69.22](#)
- ovary [65.79](#)
- paraurethral (Pereyra) [59.6](#)
- periurethral [59.6](#)
- urethra (retropubic) (sling) [59.5](#)
- urethrovesimal
- Goebel-Frangenheim-Stoeckel [59.4](#)
- gracilis muscle transplant [59.71](#)
- levator muscle sling [59.71](#)
- Marshall-Marchetti (-Krantz) [59.5](#)
- Millin-Read [59.4](#)
- suprapubic [59.4](#)
- uterus (abdominal or vaginal approach) [69.22](#)
- vagina [70.77](#)

Suture (laceration)

- abdominal wall [54.63](#)
- secondary [54.61](#)
- adenoid fossa [28.7](#)
- adrenal (gland) [07.44](#)
- aneurysm (cerebral) (peripheral) [39.52](#)
- anus [49.71](#)
- obstetric laceration (current) [75.62](#)
- old [49.79](#)
- aorta [39.31](#)
- aponeurosis -- see also Suture, tendon [83.64](#)
- arteriovenous fistula [39.53](#)
- artery [39.31](#)
- percutaneous puncture closure - omit code
- bile duct [51.79](#)
- bladder [57.81](#)
- obstetric laceration (current) [75.61](#)
- blood vessel NEC [39.30](#)
- artery [39.31](#)
- percutaneous puncture closure - omit code
- vein [39.32](#)
- breast (skin) [85.81](#)
- bronchus [33.41](#)
- bursa [83.99](#)
- hand [82.99](#)
- canaliculus [09.73](#)
- cecum [46.75](#)
- cerebral meninges [02.11](#)
- cervix (traumatic laceration) [67.61](#)
- internal os, encirclement [67.59](#)

Suture---Cont.

obstetric laceration (current) [75.51](#)
 old [67.69](#)
 chest wall [34.71](#)
 cleft palate [27.62](#)
 clitoris [71.4](#)
 colon [46.75](#)
 common duct [51.71](#)
 conjunctiva [10.6](#)
 cornea [11.51](#)
 with conjunctival flap [11.53](#)
 corneoscleral [11.51](#)
 with conjunctival flap [11.53](#)
 diaphragm [34.82](#)
 duodenum [46.71](#)
 ulcer (bleeding) (perforated) [44.42](#)
 endoscopic [44.43](#)
 dura mater (cerebral) [02.11](#)
 spinal [03.59](#)
 ear, external [18.4](#)
 enterocele [70.92](#)
 entropion [08.42](#)
 epididymis (and)
 spermatic cord [63.51](#)
 vas deferens [63.81](#)
 episiotomy -- see Episiotomy
 esophagus [42.82](#)
 eyeball [16.89](#)
 eyebrow [08.81](#)
 eyelid [08.81](#)
 with entropion or ectropion repair [08.42](#)
 fallopian tube [66.71](#)
 fascia [83.65](#)
 hand [82.46](#)
 to skeletal attachment [83.89](#)
 hand [82.89](#)
 gallbladder [51.91](#)
 ganglion, sympathetic [05.81](#)
 gingiva [24.32](#)
 great vessel [39.30](#)
 artery [39.31](#)
 vein [39.32](#)
 gum [24.32](#)
 heart [37.4](#)
 hepatic duct [51.79](#)
 hymen [70.76](#)
 ileum [46.73](#)
 intestine [46.79](#)
 large [46.75](#)
 small [46.73](#)
 jejunum [46.73](#)
 joint capsule [81.96](#)
 with arthroplasty -- see Arthroplasty
 ankle [81.94](#)
 foot [81.94](#)
 lower extremity NEC [81.95](#)
 upper extremity [81.93](#)
 kidney [55.81](#)

Suture---Cont.

labia [71.71](#)
 laceration -- see Suture, by site
 larynx [31.61](#)
 ligament [81.96](#)
 with arthroplasty -- see Arthroplasty
 ankle [81.94](#)
 broad [69.29](#)
 Cooper's [54.64](#)
 foot and toes [81.94](#)
 gastrocolic [54.73](#)
 knee [81.95](#)
 lower extremity NEC [81.95](#)
 sacroterine [69.29](#)
 upper extremity [81.93](#)
 uterine [69.29](#)
 ligation -- see Ligation
 lip [27.51](#)
 liver [50.61](#)
 lung [33.43](#)
 meninges (cerebral) [02.11](#)
 spinal [03.59](#)
 mesentery [54.75](#)
 mouth [27.52](#)
 muscle [83.65](#)
 hand [82.46](#)
 ocular (oblique) (rectus) [15.7](#)
 nerve (cranial) (peripheral) [04.3](#)
 sympathetic [05.81](#)
 nose (external) (internal) [21.81](#)
 for epistaxis [21.09](#)
 obstetric laceration NEC [75.69](#)
 bladder [75.61](#)
 cervix [75.51](#)
 corpus uteri [75.52](#)
 pelvic floor [75.69](#)
 perineum [75.69](#)
 rectum [75.62](#)
 sphincter ani [75.62](#)
 urethra [75.61](#)
 uterus [75.50](#)
 vagina [75.69](#)
 vulva [75.69](#)
 omentum [54.64](#)
 ovary [65.71](#)
 laparoscopic [65.74](#)
 palate [27.61](#)
 cleft [27.62](#)
 palpebral fissure [08.59](#)
 pancreas [52.95](#)
 pelvic floor [71.71](#)
 obstetric laceration (current) [75.69](#)
 penis [64.41](#)
 peptic ulcer (bleeding) (perforated) [44.40](#)
 pericardium [37.4](#)
 perineum (female) [71.71](#)
 after delivery [75.69](#)
 episiotomy repair -- see Episiotomy

Suture---Cont.

male [86.59](#)
 periosteum [78.20](#)
 carpal, metacarpal [78.24](#)
 femur [78.25](#)
 fibula [78.27](#)
 humerus [78.22](#)
 pelvic [78.29](#)
 phalanges (foot) (hand) [78.29](#)
 radius [78.23](#)
 specified site NEC [78.29](#)
 tarsal, metatarsal [78.28](#)
 tibia [78.27](#)
 ulna [78.23](#)
 vertebrae [78.29](#)
 peritoneum [54.64](#)
 periurethral tissue to symphysis pubis
 [59.5](#)
 pharynx [29.51](#)
 pleura [34.93](#)
 rectum [48.71](#)
 obstetric laceration (current) [75.62](#)
 retina (for reattachment) [14.59](#)
 sacrouterine ligament [69.29](#)
 salivary gland [26.41](#)
 scalp [86.59](#)
 replantation [86.51](#)
 sclera (with repair of conjunctiva) [12.81](#)
 scrotum (skin) [61.41](#)
 secondary
 abdominal wall [54.61](#)
 episiotomy [75.69](#)
 peritoneum [54.64](#)
 sigmoid [46.75](#)
 skin (mucous membrane) (without graft)
 [86.59](#)
 with graft -- see Graft, skin
 breast [85.81](#)
 ear [18.4](#)
 eyebrow [08.81](#)
 eyelid [08.81](#)
 nose [21.81](#)
 penis [64.41](#)
 scalp [86.59](#)
 replantation [86.51](#)
 scrotum [61.41](#)
 vulva [71.71](#)
 specified site NEC -- see Repair, by site
 spermatic cord [63.51](#)
 sphincter ani [49.71](#)
 obstetric laceration (current) [75.62](#)
 old [49.79](#)
 spinal meninges [03.59](#)
 spleen [41.95](#)
 stomach [44.61](#)
 ulcer (bleeding) (perforated) [44.41](#)
 endoscopic [44.43](#)

Suture---Cont.

subcutaneous tissue (without skin graft)
 [86.59](#)
 with graft -- see Graft, skin
 tendon (direct) (immediate) (primary) [83.64](#)
 delayed (secondary) [83.62](#)
 hand NEC [82.43](#)
 flexors [82.42](#)
 hand NEC [82.45](#)
 delayed (secondary) [82.43](#)
 flexors [82.44](#)
 delayed (secondary) [82.42](#)
 ocular [15.7](#)
 rotator cuff [83.63](#)
 sheath [83.61](#)
 hand [82.41](#)
 supraspinatus (rotator cuff repair) [83.63](#)
 to skeletal attachment [83.88](#)
 hand [82.85](#)
 Tenon's capsule [15.7](#)
 testis [62.61](#)
 thymus [07.93](#)
 thyroid gland [06.93](#)
 tongue [25.51](#)
 tonsillar fossa [28.7](#)
 trachea [31.71](#)
 tunica vaginalis [61.41](#)
 ulcer (bleeding) (perforated) (peptic) [44.40](#)
 duodenum [44.42](#)
 endoscopic [44.43](#)
 gastric [44.41](#)
 endoscopic [44.43](#)
 intestine [46.79](#)
 skin [86.59](#)
 stomach [44.41](#)
 endoscopic [44.43](#)
 ureter [56.82](#)
 urethra [58.41](#)
 obstetric laceration (current) [75.61](#)
 uterosacral ligament [69.29](#)
 uterus [69.41](#)
 obstetric laceration (current) [75.50](#)
 old [69.49](#)
 uvula [27.73](#)
 vagina [70.71](#)
 obstetric laceration (current) [75.69](#)
 old [70.79](#)
 vas deferens [63.81](#)
 vein [39.32](#)
 vulva [71.71](#)
 obstetric laceration (current) [75.69](#)
 old [71.79](#)
Suture-ligation -- see also Ligation
 blood vessel -- see Ligation, blood vessel
Sweep, anterior iris [12.97](#)
Swenson operation
 bladder reconstruction [57.87](#)
 proctectomy [48.49](#)

- Swinney operation** (urethral reconstruction) [58.46](#)
- Switch, switching**
 coronary arteries [35.84](#)
 great arteries, total [35.84](#)
- Syme operation**
 ankle amputation through malleoli of tibia and fibula [84.14](#)
 urethrotomy, external [58.0](#)
- Sympathectomy NEC** [05.29](#)
 cervical [05.22](#)
 cervicothoracic [05.22](#)
 lumbar [05.23](#)
 periarterial [05.25](#)
 presacral [05.24](#)
 renal [05.29](#)
 thoracolumbar [05.23](#)
 tympanum [20.91](#)
- Sympatheticotripsy** [05.0](#)
- Symphysiotomy** [77.39](#)
 assisting delivery (obstetrical) [73.94](#)
 kidney (horseshoe) [55.85](#)
- Symphysis, pleural** [34.6](#)
- Synchondrotomy** -- see also Division, cartilage [80.40](#)
- Syndactylization** [86.89](#)
- Syndesmotomy** -- see also Division, ligament [80.40](#)
- Synechiotomy**
 endometrium [68.21](#)
 iris (posterior) [12.33](#)
 anterior [12.32](#)
- Synovectomy** (joint) (complete) (partial) [80.70](#)
 ankle [80.77](#)
 elbow [80.72](#)
 foot and toe [80.78](#)
 hand and finger [80.74](#)
 hip [80.75](#)
 knee [80.76](#)
 shoulder [80.71](#)
 specified site NEC [80.79](#)
 spine [80.79](#)
 tendon sheath [83.42](#)
 hand [82.33](#)
 wrist [80.73](#)
- Syringing**
 lacrimal duct or sac [09.43](#)
 nasolacrimal duct [09.43](#)
 with
 dilation [09.43](#)
 insertion of tube or stent [09.44](#)

T

Taarnhoj operation (trigeminal nerve root decompression) [04.41](#)

Tack operation (sacculotomy) [20.79](#)

Take-down

anastomosis

arterial [39.49](#)

blood vessel [39.49](#)

gastric, gastrointestinal [44.5](#)

intestine [46.93](#)

stomach [44.5](#)

vascular [39.49](#)

ventricular [02.43](#)

arterial bypass [39.49](#)

arteriovenous shunt [39.43](#)

with creation of new shunt [39.42](#)

cecostomy [46.52](#)

colostomy [46.52](#)

duodenostomy [46.51](#)

enterostomy [46.50](#)

esophagostomy [42.83](#)

gastroduodenostomy [44.5](#)

gastrojejunostomy [44.5](#)

ileostomy [46.51](#)

intestinal stoma [46.50](#)

large [46.52](#)

small [46.51](#)

jejunoileal bypass [46.93](#)

jejunostomy [46.51](#)

laryngostomy [31.62](#)

sigmoidostomy [46.52](#)

stoma

bile duct [51.79](#)

bladder [57.82](#)

bronchus [33.42](#)

common duct [51.72](#)

esophagus [42.83](#)

gall bladder [51.92](#)

hepatic duct [51.79](#)

intestine [46.50](#)

large [46.52](#)

small [46.51](#)

kidney [55.82](#)

larynx [31.62](#)

rectum [48.72](#)

stomach [44.62](#)

thorax [34.72](#)

trachea [31.72](#)

ureter [56.83](#)

urethra [58.42](#)

systemic-pulmonary artery anastomosis

[39.49](#)

in total repair of tetralogy of Fallot

[35.81](#)

tracheostomy [31.72](#)

Take-down ---Cont.

vascular anastomosis or bypass [39.49](#)

ventricular shunt (cerebral) [02.43](#)

Talectomy [77.98](#)

Talma-Morison operation (omentopexy) [54.74](#)

Tamponade

esophageal [96.06](#)

intrauterine (nonobstetric) [69.91](#)

after delivery or abortion [75.8](#)

antepartum [73.1](#)

vagina [96.14](#)

after delivery or abortion [75.8](#)

antepartum [73.1](#)

Tanner operation (devascularization of

stomach) [44.99](#)

Tap

abdomen [54.91](#)

chest [34.91](#)

cisternal [01.01](#)

cranial [01.09](#)

joint [81.91](#)

lumbar (diagnostic) (removal of dye) [03.31](#)

perilymphatic [20.79](#)

spinal (diagnostic) [03.31](#)

subdural (through fontanel) [01.09](#)

thorax [34.91](#)

Tarsectomy [08.20](#)

de Grandmont [08.35](#)

Tarsoplasty -- see also Reconstruction,

eyelid [08.70](#)

Tarsorrhaphy (lateral) [08.52](#)

division or severing [08.02](#)

Tattooing

cornea [11.91](#)

skin [86.02](#)

Tautening, eyelid for entropion [08.42](#)

Telemetry (cardiac) [89.54](#)

Teleradiotherapy

beta particles [92.25](#)

Betatron [92.24](#)

cobalt-60 [92.23](#)

electrons [92.25](#)

iodine-125 [92.23](#)

linear accelerator [92.24](#)

neutrons [92.26](#)

particulate radiation NEC [92.26](#)

photons [92.24](#)

protons [92.26](#)

radioactive cesium [92.23](#)

radioisotopes NEC [92.23](#)

Temperament assessment [94.02](#)

Temperature gradient study -- see also

Thermography [88.89](#)

Tendinoplasty -- see Repair, tendon

- Tendinosuture** (immediate) (primary)
-- see also Suture, tendon [83.64](#)
hand --see also Suture, tendon, hand [82.45](#)
- Tendolysis** [83.91](#)
hand [82.91](#)
- Tendoplasty** -- see Repair, tendon
- Tenectomy** [83.39](#)
eye [15.13](#)
 levator palpebrae [08.33](#)
 multiple (two or more tendons) [15.3](#)
hand [82.29](#)
 levator palpebrae [08.33](#)
 tendon sheath [83.31](#)
 hand [82.21](#)
- Tenodesis** (tendon fixation to skeletal attachment) [83.88](#)
Fowler [82.85](#)
hand [82.85](#)
- Tenolysis** [83.91](#)
hand [82.91](#)
- Tenomyoplasty** --see also Repair, tendon
[83.88](#)
hand --see also Repair, tendon, hand [82.86](#)
- Tenomyotomy** -- see Tenonectomy
- Tenonectomy** [83.42](#)
for graft [83.41](#)
 hand [82.32](#)
 hand [82.33](#)
 for graft [82.32](#)
- Tenotomyoplasty** -- see Repair, tendon
- Tenontoplasty** -- see Repair, tendon
- Tenoplasty** -- see also Repair, tendon [83.88](#)
hand --see also Repair, tendon, hand [82.86](#)
- Tenorrhaphy** --see also Suture, tendon [83.64](#)
hand --see also Suture, tendon, hand [82.45](#)
to skeletal attachment [83.88](#)
hand [82.85](#)
- Tenosuspension** [83.88](#)
hand [82.86](#)
- Tenosuture** -- see also Suture, tendon [83.64](#)
hand --see also Suture, tendon, hand [82.45](#)
to skeletal attachment [83.88](#)
hand [82.85](#)
- Tenosynovectomy** [83.42](#)
hand [82.33](#)
- Tenotomy** [83.13](#)
Achilles tendon [83.11](#)
adductor (hip) (subcutaneous) [83.12](#)
eye [15.12](#)
 levator palpebrae [08.38](#)
 multiple (two or more tendons) [15.4](#)
 hand [82.11](#)
 levator palpebrae [08.38](#)
 pectoralis minor tendon (decompression thoracic outlet) [83.13](#)
 stapedius [19.0](#)
 tensor tympani [19.0](#)
- Tenovaginitomy** -- see Tenotomy
- Tensing, orbicularis oculi** [08.59](#)
- Termination of pregnancy**
by
 aspiration curettage [69.51](#)
 dilation and curettage [69.01](#)
 hysterectomy -- see Hysterectomy
 hysterotomy [74.91](#)
 intra-amniotic injection (saline) [75.0](#)
- Test, testing** (for)
 14 C-Urea breath [89.39](#)
 auditory function NEC [95.46](#)
 Bender Visual-Motor Gestalt [94.02](#)
 Benton Visual Retention [94.02](#)
 cardiac (vascular)
 function NEC [89.59](#)
 stress [89.44](#)
 bicycle ergometer [89.43](#)
 Masters' two-step [89.42](#)
 treadmill [89.41](#)
 Denver developmental (screening) [94.02](#)
 fetus, fetal
 nonstress (fetal activity acceleration determinations) [75.35](#)
 oxytocin challenge (contraction stress) [75.35](#)
 sensitivity (to oxytocin) -- omit code
 function
 cardiac NEC [89.59](#)
 hearing NEC [95.46](#)
 muscle (by)
 electromyography [93.08](#)
 manual [93.04](#)
 neurologic NEC [89.15](#)
 vestibular [95.46](#)
 clinical [95.44](#)
 glaucoma NEC [95.26](#)
 hearing [95.47](#)
 clinical NEC [95.42](#)
 intelligence [94.01](#)
 internal jugular-subclavian venous reflux [89.62](#)
 intracarotid amobarbital (Wada) [89.10](#)
 Masters' two-step stress (cardiac) [89.42](#)
 muscle function (by)
 electromyography [93.08](#)
 manual [93.04](#)
 neurologic function NEC [89.15](#)
 nocturnal penile tumescence [89.29](#)
 provocative, for glaucoma [95.26](#)
 psychologic NEC [94.08](#)
 psychometric [94.01](#)
 radio-cobalt B12 Schilling [92.04](#)
 range of motion [93.05](#)
 rotation (Bárány chair) (hearing) [95.45](#)
 sleep disorder function -- see categories [89.17-89.18](#)
 Stanford-Binet [94.01](#)
 Thallium stress(transesophageal pacing) [89.44](#)

Test, testing ---Cont.

- tuning fork (hearing) [95.42](#)
- Urea breath, (14 C) [89.39](#)
- vestibular function NEC [95.46](#)
 - thermal [95.44](#)
- Wada (hemispheric function) [89.10](#)
- whispered speech (hearing) [95.42](#)

TEVAP (transurethral electrovaporization of prostate) [60.29](#)

Thalamectomy [01.41](#)

Thalamotomy [01.41](#)

- by stereotactic radiosurgery [92.32](#)
 - cobalt 60 [92.32](#)
 - linear accelerator (LINAC) [92.31](#)
 - multi-source [92.32](#)
 - particle beam [92.33](#)
 - particulate [92.33](#)
 - radiosurgery NEC [92.39](#)
 - single source photon [92.31](#)

Thal operation (repair of esophageal stricture) [42.85](#)

Theleplasty [85.87](#)

Therapy

- Antabuse [94.25](#)
- art [93.89](#)
- aversion [94.33](#)
- behavior [94.33](#)
- Bennett respirator -- see category [96.7](#)
- blind rehabilitation NEC [93.78](#)
- Byrd respirator -- see category [96.7](#)
- carbon dioxide [94.25](#)
- cobalt-60 [92.23](#)
- conditioning, psychiatric [94.33](#)
- continuous positive airway pressure (CPAP) [93.90](#)
- croupette, croup tent [93.94](#)
- daily living activities [93.83](#)
 - for the blind [93.78](#)
- dance [93.89](#)
- desensitization [94.33](#)
- detoxification [94.25](#)
- diversional [93.81](#)
- domestic tasks [93.83](#)
 - for the blind [93.78](#)
- educational (bed-bound children) (handicapped) [93.82](#)
- electroconvulsive (ECT) [94.27](#)
- electroshock (EST) [94.27](#)
 - subconvulsive [94.26](#)
- electrotonic (ETT) [94.27](#)
- encounter group [94.44](#)
- extinction [94.33](#)
- family [94.42](#)
- fog (inhalation) [93.94](#)
- gamma ray [92.23](#)
- group NEC [94.44](#)
 - for psychosexual dysfunctions [94.41](#)
- hearing NEC [95.49](#)

Therapy---Cont.

- heat NEC [93.35](#)
 - for cancer treatment [99.85](#)
- helium [93.98](#)
- hot pack(s) [93.35](#)
- hyperbaric oxygen [93.95](#)
 - wound [93.59](#)
- hyperthermia NEC [93.35](#)
 - for cancer treatment [99.85](#)
- individual, psychiatric NEC [94.39](#)
 - for psychosexual dysfunction [94.34](#)
- industrial [93.89](#)
- infrared irradiation [93.35](#)
- inhalation NEC [93.96](#)
 - nitric oxide [00.12](#)
- insulin shock [94.24](#)
- intermittent positive pressure breathing (IPPB) [93.91](#)
- IPPB (intermittent positive pressure breathing) [93.91](#)
- leech [99.99](#)
- lithium [94.22](#)
- maggot [86.28](#)
- manipulative, osteopathic -- see also Manipulation, osteopathic [93.67](#)
- manual arts [93.81](#)
- methadone [94.25](#)
- mist (inhalation) [93.94](#)
- music [93.84](#)
- nebulizer [93.94](#)
- neuroleptic [94.23](#)
- nitric oxide [00.12](#)
- occupational [93.83](#)
- oxygen [93.96](#)
 - catalytic [93.96](#)
 - hyperbaric [93.95](#)
 - wound [93.59](#)
 - wound (hyperbaric) [93.59](#)
- paraffin bath [93.35](#)
- physical NEC [93.39](#)
 - combined (without mention of components) [93.38](#)
- diagnostic NEC [93.09](#)
- play [93.81](#)
 - psychotherapeutic [94.36](#)
- positive and expiratory pressure -- see category [96.7](#)
- psychiatric NEC [94.39](#)
 - drug NEC [94.25](#)
 - lithium [94.22](#)
- radiation [92.29](#)
 - contact (150 KVP or less) [92.21](#)
 - deep (200-300 KVP) [92.22](#)
 - high voltage (200-300 KVP) [92.22](#)
 - low voltage (150 KVP or less) [92.21](#)
 - megavoltage [92.24](#)
 - orthovoltage [92.22](#)
 - particle source NEC [92.26](#)

Therapy---Cont.

photon [92.24](#)
 radioisotope (teloradiotherapy) [92.23](#)
 retinal lesion [14.26](#)
 superficial (150 KVP or less) [92.21](#)
 supervoltage [92.24](#)
 radioisotope, radioisotopic NEC [92.29](#)
 implantation or insertion [92.27](#)
 injection or instillation [92.28](#)
 teloradiotherapy [92.23](#)
 radium (radon) [92.23](#)
 recreational [93.81](#)
 rehabilitation NEC [93.89](#)
 respiratory NEC [93.99](#)
 bi-level airway pressure [93.90](#)
 continuous positive airway pressure [CPAP] [93.90](#)
 endotracheal respiratory assistance
 -- see category [96.7](#)
 intermittent mandatory ventilation [IMV]
 -- see category [96.7](#)
 intermittent positive pressure breathing [IPPB] [93.91](#)
 negative pressure (continuous) [CNP] [93.99](#)
 nitric oxide [00.12](#)
 non-invasive positive pressure(NIPPV) [93.90](#)
 other continuous (unspecified duration) [96.70](#)
 for less than 96 consecutive hours [96.71](#)
 for 96 consecutive hours or more [96.72](#)
 positive and expiratory pressure [PEEP]
 -- see category [96.7](#)
 pressure support ventilation [PSV]
 -- see category [96.7](#)
 root canal [23.70](#)
 with
 apicoectomy [23.72](#)
 irrigation [23.71](#)
 shock
 chemical [94.24](#)
 electric [94.27](#)
 subconvulsive [94.26](#)
 insulin [94.24](#)
 speech [93.75](#)
 for correction of defect [93.74](#)
 ultrasound
 heat therapy [93.35](#)
 hyperthermia for cancer treatment [99.85](#)
 physical therapy [93.35](#)
 therapeutic - see Ultrasound
 ultraviolet light [99.82](#)
Thermocautery -- see Cauterization

Thermography [88.89](#)
 blood vessel [88.86](#)
 bone [88.83](#)
 breast [88.85](#)
 cerebral [88.81](#)
 eye [88.82](#)
 lymph gland [88.89](#)
 muscle [88.84](#)
 ocular [88.82](#)
 osteoarticular [88.83](#)
 specified site NEC [88.89](#)
 vein, deep [88.86](#)
Thermokeratoplasty [11.74](#)
Thermosclerectomy [12.62](#)
Thermotherapy (hot packs) (paraffin bath)
 NEC [93.35](#)
 prostate
 by
 microwave [60.96](#)
 radiofrequency [60.97](#)
 transurethral microwave thermotherapy (TUMT) [60.96](#)
 transurethral needle ablation(TUNA) [60.97](#)
 TUMT (transurethral microwave thermotherapy) [60.96](#)
 TUNA(transurethral needle ablation) [60.97](#)
Thiersch operation
 anus [49.79](#)
 skin graft [86.69](#)
 hand [86.62](#)
Thompson operation
 cleft lip repair [27.54](#)
 correction of lymphedema [40.9](#)
 quadricepsplasty [83.86](#)
 thumb apposition with bone graft [82.69](#)
Thoracectomy [34.09](#)
 for lung collapse [33.34](#)
Thoracentesis [34.91](#)
Thoracocentesis [34.91](#)
Thoracolysis (for collapse of lung) [33.39](#)
Thoracoplasty (anterior) (extrapleural)
 (paravertebral) (posterolateral) (complete) (partial) [33.34](#)
Thoracoscopy, transpleural(for exploration) [34.21](#)
Thoracostomy [34.09](#)
 for lung collapse [33.32](#)
Thoracotomy (with drainage) [34.09](#)
 as operative approach -- omit code
 exploratory [34.02](#)
Three-snip operation, punctum [09.51](#)
Thrombectomy [38.00](#)
 with endarterectomy -- see Endarterectomy
 abdominal
 artery [38.06](#)
 vein [38.07](#)
 aorta (arch) (ascending) (descending) [38.04](#)

Thrombectomy ---Cont.
 bovine graft [39.49](#)
 coronary artery [36.09](#)
 head and neck vessel NEC [38.02](#)
 intracranial vessel NEC [38.01](#)
 lower limb
 artery [38.08](#)
 vein [38.09](#)
 pulmonary vessel [38.05](#)
 thoracic vessel NEC [38.05](#)
 upper limb (artery) (vein) [38.03](#)
Thromboendarterectomy [38.10](#)
 abdominal [38.16](#)
 aorta (arch) (ascending)(descending) [38.14](#)
 coronary artery [36.09](#)
 open chest approach [36.03](#)
 head and neck NEC [38.12](#)
 intracranial NEC [38.11](#)
 lower limb [38.18](#)
 thoracic NEC [38.15](#)
 upper limb [38.13](#)
Thymectomy [07.80](#)
 partial [07.81](#)
 total [07.82](#)
Thymopexy [07.99](#)
Thyrochondrotomy [31.3](#)
Thyrocricoidectomy [30.29](#)
Thyrocricotomy (for assistance in breathing)
[31.1](#)
Thyroidectomy NEC [06.39](#)
 by mediastinotomy -- see also
 Thyroidectomy, substernal [06.50](#)
 with laryngectomy -- see Laryngectomy
 complete or total [06.4](#)
 substernal (by mediastinotomy)
 (transsternal route) [06.52](#)
 transoral route (lingual) [06.6](#)
 lingual (complete) (partial)(subtotal)
 (total) [06.6](#)
 partial or subtotal NEC [06.39](#)
 with complete removal of remaining
 lobe [06.2](#)
 submental route (lingual) [06.6](#)
 substernal (by mediastinotomy)
 (transsternal route) [06.51](#)
 remaining tissue [06.4](#)
 submental route (lingual) [06.6](#)
 substernal (by mediastinotomy)
 (transsternal route) [06.50](#)
 complete or total [06.52](#)
 partial or subtotal [06.51](#)
 transoral route (lingual) [06.6](#)
 transsternal route -- see also
 Thyroidectomy, substernal [06.50](#)
 unilateral (with removal of isthmus) (with
 removal of portion of other lobe) [06.2](#)
Thyroidorrhaphy [06.93](#)

Thyroidotomy (field) (gland) NEC [06.09](#)
 postoperative [06.02](#)
Thyrotomy [31.3](#)
 with tantalum plate [31.69](#)
Tirofiban (HCL), infusion [99.20](#)
Toilette
 skin -- see Debridement, skin or
 subcutaneous tissue
 tracheostomy [96.55](#)
Token economy (behavior therapy) [94.33](#)
Tomkins operation (metroplasty) [69.49](#)
Tomography -- see also Radiography
 abdomen NEC [88.02](#)
 cardiac [87.42](#)
 computerized axial NEC [88.38](#)
 abdomen [88.01](#)
 bone [88.38](#)
 quantitative [88.98](#)
 brain [87.03](#)
 head [87.03](#)
 kidney [87.71](#)
 skeletal [88.38](#)
 quantitative [88.98](#)
 thorax [87.41](#)
 head NEC [87.04](#)
 kidney NEC [87.72](#)
 lung [87.42](#)
 thorax NEC [87.42](#)
Tongue tie operation [25.91](#)
Tonography [95.26](#)
Tonometry [89.11](#)
Tonsillectomy [28.2](#)
 with adenoidectomy [28.3](#)
Tonsillotomy [28.0](#)
Topectomy [01.32](#)
Torek (-Bevan) operation (orchidopexy)
 (first stage) (second stage) [62.5](#)
Torkildsen operation (ventriculocisternal
 shunt) [02.2](#)
Torpin operation (cul-de-sac resection) [70.92](#)
Toti operation (dacryocystorhinostomy) [09.81](#)
Touchas operation [86.83](#)
Touroff operation (ligation of subclavian
 artery) [38.85](#)
Toxicology -- see Examination, microscopic
 TPN (total parenteral nutrition) [99.15](#)
Trabeculectomy ab externo [12.64](#)
Trabeculodialysis [12.59](#)
Trabeculotomy ab externo [12.54](#)
Trachelectomy [67.4](#)
Trachelopexy [69.22](#)
Tracheloplasty [67.69](#)
Trachelorrhaphy (Emmet) (suture) [67.61](#)
 obstetrical [75.51](#)
Trachelotomy [69.95](#)
 obstetrical [73.93](#)
Tracheocricotomy (for assistance in
 breathing) [31.1](#)

Tracheofissure [31.1](#)
Tracheography [87.32](#)
Tracheolaryngotomy (emergency) [31.1](#)
 permanent opening [31.29](#)
Tracheoplasty [31.79](#)
 with artificial larynx [31.75](#)
Tracheorrhaphy [31.71](#)
Tracheoscopy NEC [31.42](#)
 through tracheotomy (stoma) [31.41](#)
Tracheostomy (emergency) (temporary)
 (for assistance in breathing) [31.1](#)
 mediastinal [31.21](#)
 permanent NEC [31.29](#)
 revision [31.74](#)
Tracheotomy (emergency) (temporary) (for
 assistance in breathing) [31.1](#)
 permanent [31.29](#)
Tracing, carotid pulse with ECG lead [89.56](#)
TRAM (transverse rectus abdominis
 musculocutaneous) **flap of breast** [85.7](#)
Traction
 with reduction of fracture or dislocation
 -- see Reduction, fracture and
 Reduction, dislocation
 adhesive tape (skin) [93.46](#)
 boot [93.46](#)
 Bryant's (skeletal) [93.44](#)
 Buck's [93.46](#)
 caliper tongs [93.41](#)
 with synchronous insertion of device
[02.94](#)
 Cortel's (spinal) [93.42](#)
 Crutchfield tongs [93.41](#)
 with synchronous insertion of device
[02.94](#)
 Dunlop's (skeletal) [93.44](#)
 gallows [93.46](#)
 Gardner Wells [93.41](#)
 with synchronous insertion of device
[02.94](#)
 halo device, skull [93.41](#)
 with synchronous insertion of device
[02.94](#)
 Lyman Smith (skeletal) [93.44](#)
 manual, intermittent [93.21](#)
 mechanical, intermittent [93.21](#)
 Russell's (skeletal) [93.44](#)
 skeletal NEC [93.44](#)
 intermittent [93.43](#)
 skin, limbs NEC [93.46](#)
 spinal NEC [93.42](#)
 with skull device (halo) (caliper)
 (Crutchfield) (Gardner Wells) (Vinke)
 (tongs) [93.41](#)
 with synchronous insertion of device
[02.94](#)
 Thomas' splint [93.45](#)
 Vinke tongs [93.41](#)

Traction--Cont.
 with synchronous insertion of device [02.94](#)
Tractotomy
 brain [01.32](#)
 medulla oblongata [01.32](#)
 mesencephalon [01.32](#)
 percutaneous [03.21](#)
 spinal cord (one-stage) (two-stage) [03.29](#)
 trigeminal (percutaneous) (radiofrequency)
[04.02](#)
Training (for) (in)
 ADL (activities of daily living) [93.83](#)
 for the blind [93.78](#)
 ambulation [93.22](#)
 braille [93.77](#)
 crutch walking [93.24](#)
 dyslexia [93.71](#)
 dysphasia [93.72](#)
 esophageal speech(postlaryngectomy)[93.73](#)
 gait [93.22](#)
 joint movements [93.14](#)
 lip reading [93.75](#)
 Moon (blind reading) [93.77](#)
 orthoptic [95.35](#)
 prenatal (natural childbirth) [93.37](#)
 prosthetic or orthotic device usage [93.24](#)
 relaxation [94.33](#)
 speech NEC [93.75](#)
 esophageal type [93.73](#)
 for correction of defect [93.74](#)
 use of lead dog for the blind [93.76](#)
 vocational [93.85](#)
Transactional analysis
 group [94.44](#)
 individual [94.39](#)
Transection -- see also Division
 artery (with ligation) -- see also Division,
 artery [38.80](#)
 renal, aberrant (with reimplantation) [39.55](#)
 bone -- see also Osteotomy [77.30](#)
 fallopian tube (bilateral) (remaining)
 (solitary) [66.39](#)
 by endoscopy [66.22](#)
 unilateral [66.92](#)
 isthmus, thyroid [06.91](#)
 muscle [83.19](#)
 eye [15.13](#)
 multiple (two or more muscles) [15.3](#)
 hand [82.19](#)
 nerve (cranial) (peripheral) NEC [04.03](#)
 acoustic [04.01](#)
 root (spinal) [03.1](#)
 sympathetic [05.0](#)
 tracts in spinal cord [03.29](#)
 trigeminal [04.02](#)
 vagus (transabdominal)
 -- see also Vagotomy [44.00](#)
 pylorus (with wedge resection) [43.3](#)

Transection---*Cont.*

- renal vessel, aberrant (with reimplantation) [39.55](#)
- spinal
 - cord tracts [03.29](#)
 - nerve root [03.1](#)
- tendon [83.13](#)
 - hand [82.11](#)
- uvula [27.71](#)
- vas deferens [63.71](#)
- vein (with ligation) -- see also Division, vein [38.80](#)
 - renal,aberrant(with reimplantation)[39.55](#)
 - varicose (lower limb) [38.59](#)

Transfer, transferece

- bone shaft, fibula into tibia [78.47](#)
- digital (to replace absent thumb) [82.69](#)
- finger (to thumb) (same hand) [82.61](#)
 - to
 - finger, except thumb [82.81](#)
 - opposite hand (with amputation) [82.69](#) [[84.01](#)]
 - toe (to thumb) (with amputation) [82.69](#) [[84.11](#)]
 - to finger, except thumb [82.81](#) [[84.11](#)]
- fat pad NEC [86.89](#)
 - with skin graft -- see Graft, skin, full-thickness
- finger (to replace absent thumb) (same hand) [82.61](#)
 - to
 - finger, except thumb [82.81](#)
 - opposite hand (with amputation) [82.69](#) [[84.01](#)]
- muscle origin [83.77](#)
 - hand [82.58](#)
- nerve (cranial) (peripheral) (radial anterior) (ulnar) [04.6](#)
- pedicle graft [86.74](#)
- pes anserinus (tendon) (repair of knee) [81.47](#)
- tarsconjunctival flap, from opposing lid [08.64](#)
- tendon [83.75](#)
 - hand [82.56](#)
 - pes anserinus (repair of knee) [81.47](#)
 - toe-to-thumb (free) (pedicle) (with amputation) [82.69](#) [[84.11](#)]

Transfixion -- see also Fixation

- iris (bombé) [12.11](#)

Transfusion (of) [99.03](#)

- antihemophilic factor [99.06](#)
- antivenin [99.16](#)
- autologous blood
 - collected prior to surgery [99.02](#)
 - intraoperative [99.00](#)
 - perioperative [99.00](#)
 - postoperative [99.00](#)

Transfusion (of) ---*Cont.*

- previously collected [99.02](#)
 - salvage [99.00](#)
 - blood (whole) NOS [99.03](#)
 - expander [99.08](#)
 - surrogate [99.09](#)
 - bone marrow [41.00](#)
 - allogeneic [41.03](#)
 - with purging [41.02](#)
 - allograft [41.03](#)
 - with purging [41.02](#)
 - autograft [41.01](#)
 - with purging [41.09](#)
 - autologous [41.01](#)
 - with purging [41.09](#)
 - coagulation factors [99.06](#)
 - Dextran [99.08](#)
 - exchange [99.01](#)
 - intraperitoneal [75.2](#)
 - in utero (with hysterotomy) [75.2](#)
 - exsanguination [99.01](#)
 - gamma globulin [99.14](#)
 - granulocytes [99.09](#)
 - hemodilution [99.03](#)
 - intrauterine [75.2](#)
 - packed cells [99.04](#)
 - plasma [99.07](#)
 - platelets [99.05](#)
 - replacement, total [99.01](#)
 - serum NEC [99.07](#)
 - substitution [99.01](#)
 - thrombocytes [99.05](#)
- Transillumination**
- nasal sinuses [89.35](#)
 - skull (newborn) [89.16](#)
- Translumbar aortogram** [88.42](#)
- Transplant, transplantation**
- Note: To report donor source:
- cadaver [00.93](#)
 - live non-related donor [00.92](#)
 - live related donor [00.91](#)
 - live unrelated donor [00.92](#)
- artery [39.59](#)
- renal, aberrant [39.55](#)
- autotransplant -- see Reimplantation
- blood vessel [39.59](#)
- renal, aberrant [39.55](#)
- bone -- see also Graft, bone [78.00](#)
- marrow [41.00](#)
- allogeneic [41.03](#)
 - with purging [41.02](#)
 - allograft [41.03](#)
 - with purging [41.02](#)
 - autograft [41.01](#)
 - with purging [41.09](#)
 - autologous [41.01](#)
 - with purging [41.09](#)

Transplant, transplantation---Cont.

- stem cell
 - allogeneic (hematopoietic) [41.05](#)
 - with purging [41.08](#)
 - autologous (hematopoietic) [41.04](#)
 - with purging [41.07](#)
 - cord blood [41.06](#)
- stem cell
 - allogeneic (hematopoietic) [41.05](#)
 - with purging [41.08](#)
 - autologous (hematopoietic) [41.04](#)
 - with purging [41.07](#)
 - cord blood [41.06](#)
- combined heart-lung [33.6](#)
- conjunctiva, for pterygium [11.39](#)
- corneal -- see also Keratoplasty [11.60](#)
- dura [02.12](#)
- fascia [83.82](#)
 - hand [82.72](#)
- finger (replacing absent thumb) (same hand) [82.61](#)
 - to
 - finger, except thumb [82.81](#)
 - opposite hand (with amputation) [82.69](#) [[84.01](#)]
- gracilis muscle (for) [83.77](#)
 - anal incontinence [49.74](#)
 - urethrovessical suspension [59.71](#)
- hair follicles
 - eyebrow [08.63](#)
 - eyelid [08.63](#)
 - scalp [86.64](#)
- heart (orthotopic) [37.51](#)
 - combined with lung [33.6](#)
- ileal stoma to new site [46.23](#)
- intestine [46.97](#)
- Islets of Langerhans (cells) [52.86](#)
 - allotransplantation of cells [52.85](#)
 - autotransplantation of cells [52.84](#)
 - heterotransplantation [52.85](#)
 - homotransplantation [52.84](#)
- kidney NEC [55.69](#)
- liver [50.59](#)
 - auxiliary (permanent) (temporary) (recipient's liver in situ) [50.51](#)
 - cells into spleen via percutaneous catheterization [38.91](#)
- lung [33.50](#)
 - bilateral [33.50](#)
 - combined with heart [33.6](#)
 - double [33.52](#)
 - single [33.51](#)
 - unilateral [33.51](#)
- lymphatic structure(s) (peripheral) [40.9](#)
- mammary artery to myocardium or ventricular wall [36.2](#)

Transplant, transplantation---Cont.

- muscle [83.77](#)
 - gracilis (for) [83.77](#)
 - anal incontinence [49.74](#)
 - urethrovessical suspension [59.71](#)
 - hand [82.58](#)
 - temporalis [83.77](#)
 - with orbital exenteration [16.59](#)
 - nerve (cranial) (peripheral) [04.6](#)
 - ovary [65.92](#)
 - pancreas [52.80](#)
 - heterotransplant [52.83](#)
 - homotransplant [52.82](#)
 - Islets of Langerhans (cells) [52.86](#)
 - allotransplantation of cells [52.85](#)
 - autotransplantation of cells [52.84](#)
 - heterotransplantation [52.85](#)
 - homotransplantation [52.84](#)
 - reimplantation [52.81](#)
 - pes anserinus(tendon)(repair of knee) [81.47](#)
 - renal NEC [55.69](#)
 - vessel, aberrant [39.55](#)
 - salivary duct opening [26.49](#)
 - skin -- see Graft, skin
 - spermatic cord [63.53](#)
 - spleen [41.94](#)
 - stem cells
 - allogeneic (hematopoietic) [41.05](#)
 - with purging [41.08](#)
 - autologous (hematopoietic) [41.04](#)
 - with purging [41.07](#)
 - cord blood [41.06](#)
 - tendon [83.75](#)
 - hand [82.56](#)
 - pes anserinus (repair of knee) [81.47](#)
 - superior rectus (blepharoptosis) [08.36](#)
 - testis to scrotum [62.5](#)
 - thymus [07.94](#)
 - thyroid tissue [06.94](#)
 - toe (replacing absent thumb) (with amputation) [82.69](#) [[84.11](#)]
 - to finger, except thumb [82.81](#) [[84.11](#)]
 - tooth [23.5](#)
 - ureter to
 - bladder [56.74](#)
 - ileum (external diversion) [56.51](#)
 - internal diversion only [56.71](#)
 - intestine [56.71](#)
 - skin [56.61](#)
 - vein (peripheral) [39.59](#)
 - renal, aberrant [39.55](#)
 - vitreous [14.72](#)
 - anterior approach [14.71](#)
- Transposition**
- extraocular muscles [15.5](#)
 - eyelash flaps [08.63](#)
 - eye muscle (oblique) (rectus) [15.5](#)

Transposition---Cont.

- finger (replacing absent thumb) (same hand) [82.61](#)
- to
 - finger, except thumb [82.81](#)
 - opposite hand(with amputation) [82.69](#) [\[84.01\]](#)
- interatrial venous return [35.91](#)
- jejunal (Henley) [43.81](#)
- joint capsule -- see also Arthroplasty [81.96](#)
- muscle NEC [83.79](#)
 - extraocular [15.5](#)
 - hand [82.59](#)
- nerve (cranial) (peripheral) (radial anterior) (ulnar) [04.6](#)
- nipple [85.86](#)
- pterygium [11.31](#)
- tendon NEC [83.76](#)
 - hand [82.57](#)
 - vocal cords [31.69](#)
- Transureteroureterostomy** [56.75](#)
- Transversostomy** --see also Colostomy[46.10](#)
- Trapping, aneurysm** (cerebral) [39.52](#)
- Trauner operation** (lingual sulcus extension) [24.91](#)
- Trephination, trephining**
 - accessory sinus -- see Sinusotomy
 - corneoscleral [12.89](#)
 - cranium [01.24](#)
 - nasal sinus -- see Sinusotomy
 - sclera (with iridectomy) [12.61](#)
- Trial (failed) forceps** [73.3](#)
- Trigonectomy** [57.6](#)
- Trimming, amputation stump** [84.3](#)
- Triple arthrodesis** [81.12](#)
- Trochanterplasty** [81.40](#)
- Tsuge operation** (macroductyly repair) [82.83](#)
- Tuck, tucking** -- see also Plication
 - eye muscle [15.22](#)
 - multiple (two or more muscles) [15.4](#)
 - levator palpebrae, for blepharoptosis [08.34](#)
- Tudor "rabbit ear" operation** (anterior urethropexy) [59.79](#)
- Tuffier operation**
 - apicolysis of lung [33.39](#)
 - vaginal hysterectomy [68.59](#)
 - laparoscopically assisted (LAVH) [68.51](#)

- TULIP** (transurethral ultrasound guided laser induced prosectomy) [60.21](#)
- TUNA** (transurethral needle ablation) of prostate [60.97](#)
- TUMT** (transurethral microwave thermotherapy) of prostate [60.96](#)
- Tunnel, subcutaneous** (antethoracic) [42.86](#)
 - esophageal [42.68](#)
 - with anastomosis - see Anastomosis, esophagus,antesternal [42.68](#)
 - pulse generator lead wire [86.99](#)
 - with initial procedure - omit code
- Turbinectomy** (complete) (partial) NEC [21.69](#)
 - by
 - cryosurgery [21.61](#)
 - diathermy [21.61](#)
 - with sinusectomy -- see Sinusectomy
- Turco operation** (release of joint capsules in clubfoot) [80.48](#)
- TURP**(transurethral resection of prostate) [60.29](#)
- Tylectomy** (breast) (partial) [85.21](#)
- Tympanectomy** [20.59](#)
 - with tympanoplasty -- see Tympanoplasty
- Tympanogram** [95.41](#)
- Tympanomastoidectomy** [20.42](#)
- Tympanoplasty** (type I) (with graft) [19.4](#)
 - with
 - air pocket over round window [19.54](#)
 - fenestra in semicircular canal [19.55](#)
 - graft against
 - incus or malleus [19.52](#)
 - mobile and intact stapes [19.53](#)
 - incudostapediopexy [19.52](#)
 - epitympanic, type I [19.4](#)
 - revision [19.6](#)
 - type
 - II (graft against incus or malleus) [19.52](#)
 - III (graft against mobile and intact stapes) [19.53](#)
 - IV (air pocket over round window) [19.54](#)
 - V (fenestra in semicircular canal) [19.55](#)
- Tympanosympathectomy** [20.91](#)
- Tympanotomy** [20.09](#)
 - with intubation [20.01](#)

U

Uchida operation (tubal ligation with or without fimbriectomy) [66.32](#)

UFR (uroflowmetry) [89.24](#)

Ultrafiltration [99.78](#)

hemodiafiltration [39.95](#)

hemodialysis (kidney) [39.95](#)

removal, plasma water [99.78](#)

therapeutic plasmapheresis [99.71](#)

Ultrasonography

abdomen [88.76](#)

aortic arch [88.73](#)

biliary tract [88.74](#)

breast [88.73](#)

deep vein thrombosis [88.77](#)

digestive system [88.74](#)

eye [95.13](#)

head and neck [88.71](#)

heart [88.72](#)

intestine [88.74](#)

intravascular - see Ultrasound, intravascular (IVUS)

lung [88.73](#)

midline shift, brain [88.71](#)

multiple sites [88.79](#)

peripheral vascular system [88.77](#)

retroperitoneum [88.76](#)

thorax NEC [88.73](#)

therapeutic - see Ultrasound

total body [88.79](#)

urinary system [88.75](#)

uterus [88.79](#)

gravid [88.78](#)

Ultrasound

diagnostic -- see Ultrasonography

fragmentation (of)

cataract (with aspiration) [13.41](#)

urinary calculus, stones (Kock pouch) [59.95](#)

heart

intracardiac (heart chambers)(ICE)[37.28](#)

intravascular (coronary vessels)(IVUS) [00.24](#)

non-invasive [88.72](#)

inner ear [20.79](#)

intravascular (IVUS) [00.29](#)

aorta [00.22](#)

aortic arch [00.22](#)

cerebral vessel, extracranial [00.21](#)

coronary vessel [00.24](#)

intrathoracic vessel [00.22](#)

other specified vessel [00.28](#)

peripheral vessel [00.23](#)

renal vessel [00.25](#)

vena cava (inferior) (superior) [00.22](#)

Ultrasound---Cont.

therapeutic

head [00.01](#)

heart [00.02](#)

neck [00.01](#)

other therapeutic ultrasound [00.09](#)

peripheral vascular vessels [00.03](#)

vessels of head and neck [00.01](#)

therapy [93.35](#)

Umbilectomy [54.3](#)

Unbridling

blood vessel, peripheral [39.91](#)

celiac artery axis [39.91](#)

Uncovering -- see Incision, by site

Undercutting

hair follicle [86.09](#)

perianal tissue [49.02](#)

Unroofing -- see also Incision, by site

external

auditory canal [18.02](#)

ear NEC [18.09](#)

kidney cyst [55.39](#)

UPP (urethral pressure profile) [89.25](#)

Upper GI series (x-ray) [87.62](#)

UPPP (uvulopalatopharyngoplasty) [27.69](#) [29.4]

Uranoplasty (for cleft palate repair) [27.62](#)

Uranorrhaphy (for cleft palate repair) [27.62](#)

Uranostaphylorrhaphy [27.62](#)

Urban operation(mastectomy)(unilateral) [85.47](#)

bilateral [85.48](#)

Ureterectomy [56.40](#)

with nephrectomy [55.51](#)

partial [56.41](#)

total [56.42](#)

Ureterocectomy [56.71](#)

Ureterocelectomy [56.41](#)

Ureterocolostomy [56.71](#)

Ureterocystostomy [56.74](#)

Ureteroenterostomy [56.71](#)

Ureteroileostomy (internal diversion) [56.71](#)

external diversion [56.51](#)

Ureterolithotomy [56.2](#)

Ureterolysis [59.02](#)

with freeing or repositioning of ureter [59.02](#)

laparoscopic [59.03](#)

Ureteroneocystostomy [56.74](#)

Ureteropexy [56.85](#)

Ureteroplasty [56.89](#)

Ureteroplication [56.89](#)

Ureteroproctostomy [56.71](#)

Ureteropyelography (intravenous) (diuretic

infusion) [87.73](#)

percutaneous [87.75](#)

retrograde [87.74](#)

- Ureteropyeloplasty** [55.87](#)
Ureteropyelostomy [55.86](#)
Ureterorrhaphy [56.82](#)
Ureteroscopy [56.31](#)
 with biopsy [56.33](#)
Ureterosigmoidostomy [56.71](#)
Ureterostomy (cutaneous) (external) (tube)
 [56.61](#)
 closure [56.83](#)
 ileal [56.51](#)
Ureterotomy [56.2](#)
Ureteroureterostomy (crossed) [56.75](#)
 lumbar [56.41](#)
 resection with end-to-end anastomosis
 [56.41](#)
 spatulated [56.41](#)
Urethral catheterization, indwelling [57.94](#)
Urethral pressure profile (UPP) [89.25](#)
Urethrectomy (complete) (partial) (radical)
 [58.39](#)
 with
 complete cystectomy [57.79](#)
 pelvic exenteration [68.8](#)
 radical cystectomy [57.71](#)
Urethrocystography(retrograde)(voiding)
 [87.76](#)
Urethrocystopexy (by) [59.79](#)
 levator muscle sling [59.71](#)
 retropubic suspension [59.5](#)
 suprapubic suspension [59.4](#)
- Urethrolithotomy** [58.0](#)
Urethrolysis [58.5](#)
Urethropexy [58.49](#)
 anterior [59.79](#)
Urethroplasty [58.49](#)
 augmentation [59.79](#)
 collagen implant [59.72](#)
 fat implant [59.72](#)
 injection (endoscopic) of implant into urethra
 [59.72](#)
 polytef implant [59.72](#)
Urethrorrhaphy [58.41](#)
Urethroscopy [58.22](#)
 for control of hemorrhage of prostate [60.94](#)
 perineal [58.21](#)
Urethroostomy (perineal) [58.0](#)
Urethrotomy (external) [58.0](#)
 internal (endoscopic) [58.5](#)
Uroflowmetry (UFR) [89.24](#)
Urography (antegrade) (excretory)
 (intravenous) [87.73](#)
 retrograde [87.74](#)
Uteropexy (abdominal approach) (vaginal
 approach) [69.22](#)
UVP (uvulopalatopharyngoplasty) [27.69](#) [[29.4](#)]
Uvulectomy [27.72](#)
Uvulopalatopharyngoplasty (UPPP) [27.69](#)
 [[29.4](#)]
Uvulotomy [27.71](#)

V

- Vaccination** (prophylactic) (against) [99.59](#)
 anthrax [99.55](#)
 brucellosis [99.55](#)
 cholera [99.31](#)
 common cold [99.51](#)
 disease NEC [99.55](#)
 arthropod-borne viral NEC [99.54](#)
 encephalitis, arthropod-borne viral [99.53](#)
 German measles [99.47](#)
 hydrophobia [99.44](#)
 infectious parotitis [99.46](#)
 influenza [99.52](#)
 measles [99.45](#)
 mumps [99.46](#)
 paratyphoid fever [99.32](#)
 pertussis [99.37](#)
 plague [99.34](#)
 poliomyelitis [99.41](#)
 rabies [99.44](#)
 Rocky Mountain spotted fever [99.55](#)
 rubella [99.47](#)
 rubeola [99.45](#)
 smallpox [99.42](#)
 Staphylococcus [99.55](#)
 Streptococcus [99.55](#)
 tuberculosis [99.33](#)
 tularemia [99.35](#)
 tumor [99.28](#)
 typhoid [99.32](#)
 typhus [99.55](#)
 undulant fever [99.55](#)
 yellow fever [99.43](#)
- Vacuum extraction, fetal head** [72.79](#)
 with episiotomy [72.71](#)
- VAD** (vascular access device) - *see* Implant, heart assist system
- Vagotomy** (subdiaphragmatic) -- *see also*
 Vagotomy [44.00](#)
- Vaginal douche** [96.44](#)
- Vaginectomy** [70.4](#)
- Vaginofixation** [70.77](#)
- Vaginoperineotomy** [70.14](#)
- Vaginoplasty** [70.79](#)
- Vaginorrhaphy** [70.71](#)
 obstetrical [75.69](#)
- Vaginoscopy** [70.21](#)
- Vaginotomy** [70.14](#)
 for
 culdcentesis [70.0](#)
 pelvic abscess [70.12](#)
- Vagotomy** (gastric) [44.00](#)
 parietal cell [44.02](#)
 selective NEC [44.03](#)
 highly [44.02](#)
- Vagotomy** ---*Cont.*
 Holle's [44.02](#)
 proximal [44.02](#)
 truncal [44.01](#)
- Valvotomy** -- *see* Valvulotomy
- Valvulectomy, heart** --*see* Valvuloplasty, heart
- Valvuloplasty**
 heart (open heart technique) (without valve replacement) [35.10](#)
 with prosthesis or tissue graft
 -- *see* Replacement, heart, valve, by site
 aortic valve [35.11](#)
 percutaneous (balloon) [35.96](#)
 combined with repair of atrial and ventricular septal defects -- *see*
 Repair, endocardial cushion defect
 mitral valve [35.12](#)
 percutaneous (balloon) [35.96](#)
 pulmonary valve [35.13](#)
 in total repair of tetralogy of Fallot
 [35.81](#)
 percutaneous (balloon) [35.96](#)
 tricuspid valve [35.14](#)
- Valvulotomy**
 heart (closed heart technique) (transatrial) (transventricular) [35.00](#)
 aortic valve [35.01](#)
 mitral valve [35.02](#)
 open heart technique -- *see*
 Valvuloplasty, heart
 pulmonary valve [35.03](#)
 in total repair of tetralogy of Fallot
 [35.81](#)
 tricuspid valve [35.04](#)
- Varicolectomy, spermatic cord** [63.1](#)
- Varicotomy, peripheral vessels**(lower limb) [38.59](#)
 upper limb [38.53](#)
- Vascular closure, percutaneous puncture**
 - *omit code*
- Vascularization** -- *see* Revascularization
- Vasectomy** (complete) (partial) [63.73](#)
- Vasogram** [87.94](#)
- Vasoligation** [63.71](#)
 gastric [38.86](#)
- Vasorrhaphy** [63.81](#)
- Vasostomy** [63.6](#)
- Vasotomy** [63.6](#)
- Vasotripsy** [63.71](#)
- Vasovasostomy** [63.82](#)
- Vectorcardiogram** (VCG) (with ECG) [89.53](#)
- Venectomy** -- *see* Phlebectomy

Venipuncture [NEC 38.99](#)
 for injection of contrast material
 --see [Phlebography](#)

Venography -- see [Phlebography](#)

Venorrhaphy [39.32](#)

Venotomy [38.00](#)
 abdominal [38.07](#)
 head and neck [NEC 38.02](#)
 intracranial [NEC 38.01](#)
 lower limb [38.09](#)
 thoracic [NEC 38.05](#)
 upper limb [38.03](#)

Venotripsy [39.98](#)

Venovenostomy [39.29](#)

Ventilation
 bi-level airway pressure [93.90](#)
 continuous positive airway pressure
 [CPAP] [93.90](#)
 endotracheal respiratory assistance
 -- see category [96.7](#)
 intermittent mandatory ventilation [IMV]
 -- see category [96.7](#)
 intermittent positive pressure breathing
 [IPPB] [93.91](#)
 mechanical
 endotracheal respiratory assistance
 -- see category [96.7](#)
 intermittent mandatory ventilation
 [IMV] -- see category [96.7](#)
 other continuous (unspecified duration)
[96.70](#)
 for less than 96 consecutive hours [96.71](#)
 for 96 consecutive hours or more [96.72](#)
 positive and expiratory pressure [PEEP]
 -- see category [96.7](#)
 pressure support ventilation [PSV]
 -- see category [96.7](#)
 negative pressure (continuous) [CNP] [93.99](#)
 non-invasive positive pressure (NIPPV) [93.90](#)

Ventriculectomy, heart
 partial [37.35](#)

Ventriculocholecystostomy [02.34](#)

Ventriculocisternostomy [02.2](#)

Ventriculocordectomy [30.29](#)

Ventriculogram, ventriculography
 (cerebral) [87.02](#)
 cardiac
 left ventricle (outflow tract) [88.53](#)
 combined with right heart [88.54](#)
 right ventricle (outflow tract) [88.52](#)
 combined with left heart [88.54](#)
 radionuclide cardiac [92.05](#)

Ventriculomyocardiotomy [37.11](#)

Ventriculoperitoneostomy [02.34](#)

Ventriculopuncture [01.09](#)
 through previously implanted
 catheter or reservoir (Ommaya)
 (Rickham) [01.02](#)

Ventriculoseptopexy -- see also [Repair, ventricular septal defect 35.72](#)

Ventriculoseptoplasty -- see also [Repair, ventricular septal defect 35.72](#)

Ventriculostomy [02.2](#)

Ventriculotomy
 cerebral [02.2](#)
 heart [37.11](#)

Ventriculoureterostomy [02.35](#)

Ventriculovenostomy [02.32](#)

Ventrofixation, uterus [69.22](#)

Ventrohysteropexy [69.22](#)

Ventrosuspension, uterus [69.22](#)

VEP (visual evoked potential) [95.23](#)

Version, obstetrical (bimanual) (cephalic)
 (combined) (internal) (podalic) [73.21](#)
 with extraction [73.22](#)
 Braxton Hicks [73.21](#)
 with extraction [73.22](#)
 external (bipolar) [73.91](#)
 Potter's (podalic) [73.21](#)
 with extraction [73.22](#)
 Wigand's (external) [73.91](#)
 Wright's (cephalic) [73.21](#)
 with extraction [73.22](#)

Vertebroplasty (percutaneous) [81.65](#)

Vesicolithotomy (suprapubic) [57.19](#)

Vesicostomy [57.21](#)

Vesicourethroplasty [57.85](#)

Vesiculectomy [60.73](#)
 with radical prostatectomy [60.5](#)

Vesiculogram, seminal [87.92](#)
 contrast [87.91](#)

Vesiculotomy [60.72](#)

Vestibuloplasty (buccolabial) (lingual) [24.91](#)

Vestibulotomy [20.79](#)

Vicq D'azyz operation (larynx) [31.1](#)

Vidal operation (varicocele ligation) [63.1](#)

Vidianectomy [05.21](#)

Villusectomy -- see also [Synovectomy 80.70](#)

Vision check [95.09](#)

Visual evoked potential (VEP) [95.23](#)

Vitrectomy (mechanical) (posterior approach)
[14.74](#)
 with scleral buckling [14.49](#)
 anterior approach [14.73](#)

Vocational
 assessment [93.85](#)
 retraining [93.85](#)
 schooling [93.82](#)

Voice training (postlaryngectomy) [93.73](#)

von Kraske operation (proctectomy) [48.64](#)

Voss operation(hanging hip operation) [83.19](#)

Vulpus (-Compere) operation (lengthening
 of gastrocnemius muscle) [83.85](#)

Vulvectomy (bilateral) (simple) [71.62](#)
 partial (unilateral) [71.61](#)
 radical (complete) [71.5](#)
 unilateral [71.61](#)

V-Y operation (repair)
 bladder [57.89](#)
 neck [57.85](#)
 ectropion [08.44](#)
 lip [27.59](#)
 skin (without graft) [86.89](#)
 subcutaneous tissue (without skin graft)
[86.89](#)
 tongue [25.59](#)

W

Wada test (hemispheric function) [89.10](#)
Ward-Mayo operation (vaginal hysterectomy) [68.59](#)
 laparoscopically assisted (LAVH) [68.51](#)
Washing -- see Lavage and Irrigation
Waterston operation (aorta-right pulmonary artery anastomosis) [39.0](#)
Watkins (-Wertheim) operation (uterus interposition) [69.21](#)
Watson-Jones operation
 hip arthrodesis [81.21](#)
 reconstruction of lateral ligaments, ankle [81.49](#)
 shoulder arthrodesis (extra-articular) [81.23](#)
 tenoplasty [83.88](#)
Webbing (syndactylization) [86.89](#)
Weir operation
 appendicostomy [47.91](#)
 correction of nostrils [21.86](#)
Wertheim operation (radical hysterectomy) [68.6](#)
West operation (dacryocystorhinostomy) [09.81](#)
Wheeler operation
 entropion repair [08.44](#)
 halving procedure (eyelid) [08.24](#)
Whipple operation (radical pancreaticoduodenectomy) [52.7](#)
 Child modification (radical subtotal pancreatectomy) [52.53](#)
 Rodney Smith modification (radical subtotal pancreatectomy) [52.53](#)
White operation (lengthening of tendo calcaneus by incomplete tenotomy) [83.11](#)
Whitehead operation
 glossectomy, radical [25.4](#)
 hemorrhoidectomy [49.46](#)

Whitman operation
 foot stabilization (talectomy) [77.98](#)
 hip reconstruction [81.40](#)
 repair of serratus anterior muscle [83.87](#)
 talectomy [77.98](#)
 trochanter wedge osteotomy [77.25](#)
Wier operation (entropion repair) [08.44](#)
Williams-Richardson operation (vaginal construction) [70.61](#)
Wilms operation (thoracoplasty) [33.34](#)
Wilson operation (angulation osteotomy for hallux valgus) [77.51](#)
Window operation
 antrum (nasal sinus)--see Antrotomy, maxillary
 aorticopulmonary [39.59](#)
 bone cortex -- see also Incision, bone [77.10](#)
 facial [76.09](#)
 nasoantral -- see Antrotomy, maxillary
 pericardium [37.12](#)
 pleura [34.09](#)
Winiwarter operation
 (cholecystoenterostomy) [51.32](#)
Wiring
 aneurysm [39.52](#)
 dental (for immobilization) [93.55](#)
 with fracture-reduction -- see Reduction, fracture
 orthodontic [24.7](#)
Wirsungojejunostomy [52.96](#)
Witzel operation (temporary gastrostomy) [43.19](#)
Woodward operation (release of high riding scapula) [81.83](#)
Wrapping, aneurysm (gauze) (methyl methacrylate) (plastic) [39.52](#)

X

Xenograft [86.65](#)

Xerography, breast [87.36](#)

Xeromammography [87.36](#)

Xiphoidectomy [77.81](#)

X-ray

chest (routine) [87.44](#)

wall NEC [87.39](#)

contrast -- see Radiography, contrast

diagnostic -- see Radiography

injection of radio-opaque substance -- see
Radiography, contrast

skeletal series, whole or complete [88.31](#)

therapeutic -- see Therapy, radiation

Y

Young operation

epispadias repair [58.45](#)

tendon transfer (anterior tibialis) (repair of
flat foot) [83.75](#)

Yount operation (division of iliotibial band)
[83.14](#)

Z

Zancolli operation

capsuloplasty [81.72](#)

tendon transfer (biceps) [82.56](#)

Ziegler operation (iridectomy) [12.14](#)

Zonulolysis (with lens extraction) -- see also

Extraction, cataract, intracapsular [13.19](#)

Z-plasty

epicanthus [08.59](#)

eyelid -- see also Reconstruction, eyelid
[08.70](#)

hypopharynx [29.4](#)

skin (scar) (web contracture) [86.84](#)

with excision of lesion [86.3](#)

ICD-9-CM Changes Effective 10/1/00-9/30/01*Source: Federal Register Tuesday, August 1, 2000 [[Page 47170]]***Table 6b.--New Procedure Codes**

Procedure code	Description	OR	MDC	DRG*
39.71	Endovascular implantation of graft in abdominal aorta.	Y	5 11 21 24	110, 111 315 442, 443 486
39.79	Other endovascular graft repair of aneurysm.	Y	1 5 11 21 24	1, 2, 3 110, 111 315 442, 443 486
41.07	Autologous hematopoietic stem cell transplant with purging.	Y	PRE	481
41.08	Allogeneic hematopoietic stem cell transplant with purging	Y	PRE	481
41.09	Autologous bone marrow transplant with purging.	Y	PRE	481
46.97	Transplant of intestine.	Y	6 7 17 21 24	148, 149 201 400, 406, 407 442, 443 486
60.96	Transurethral destruction of prostate tissue by microwave thermotherapy.	Y	11 12 UNR	306, 307 336, 337 476
60.97	Other transurethral destruction of prostate tissue by other thermotherapy.	Y	11 12 UNR	306, 307 336, 337 476
99.75	Administration of neuroprotective agent.	N		

APPENDIX

Table 6E.--Revised Procedure Codes

Procedure code	Description	OR	MDC	DRG*
41.01	Autologous bone marrow transplant without purging.	Y	PRE	481
41.04	Autologous hematopoietic stem cell transplant without purging.	Y	PRE	481
41.05	Allogeneic hematopoietic stem cell transplant without purging.	Y	PRE	481
86.59	Closure of skin and subcutaneous tissue other sites.	N		

* HCFA DRG

APPENDIX

ICD-9-CM Changes Effective 10/1/01-9/30/02

Source: Federal Register Wednesday, August 1, 2001 [[Page 40065]]

Table 6B.--New Procedure Codes

Procedure code	Description	OR	MDC	DRG
37.28	Intracardiac echocardiography	N		
44.32	Percutaneous [endoscopic] gastrojejunostomy.	Y	6 7 10 17	154-156 201 288 400, 406, 407
67.51	Transabdominal cerclage of cervix.	Y	13 14 21 24	360 372, 373 442, 443 486
67.59	Other repair of internal cervical os.	Y	13 14 21 24	360 372, 373 442, 443 486
75.38	Fetal pulse oximetry	N		
81.30	Refusion of spine, not otherwise specified.	Y	1 8 21 24	4 497, 498 442, 443 486
81.31	Refusion of Atlas-axis spine	Y	1 8 21 24	4 497, 498 442, 443 486
81.32	Refusion of other cervical spine, anterior technique.	Y	1 8 21 24	4 496, 519, 520 442, 443 486
81.33	Refusion of other cervical spine, posterior technique.	Y	1 8 21 24	4 496, 519, 520 442, 443 486
81.34	Refusion of dorsal and dorsolumbar spine, anterior technique.	Y	1 8 21 24	4 496, 497, 498 442, 443 486

APPENDIX

Procedure code	Description	OR	MDC	DRG
81.35	Refusion of dorsal and dorsolumbar spine, posterior technique.	Y	1 8 21 24	4 496, 497, 498 442, 443 486
81.36	Refusion of lumbar and lumbosacral spine, anterior technique.	Y	1 8 21 24	4 496, 497, 498 442, 443 486
81.37	Refusion of lumbar and lumbosacral spine, lateral transverse process technique.	Y	1 8 21 24	4 496, 497, 498 442, 443 486
81.38	Refusion of lumbar and lumbosacral spine, posterior technique.	Y	1 8 21 24	4 496, 497, 498 442, 443 486
81.39	Refusion of spine, not elsewhere classified.	Y	1 8 21 24	4 497, 498 442, 443 486
97.44	Nonoperative removal of heart assist system.	N		

Table 6D.--Invalid Procedure Codes

Procedure code	Description	OR	MDC	DRG
67.5	Repair of internal cervical os.	Y	13 14 21 24	360 372, 373 442, 443 486
81.09	Refusion of spine, any level or technique.	Y	1 8 21 24	4 497, 498 442, 443 486

Table 6F.--Revised Procedure Code Titles

Procedure code	Description	OR	MDC	DRG
75.34	Other fetal monitoring	N		

APPENDIX

ICD-9-CM Changes Effective 10/1/2002-9/30/2003

Source: Federal Register Thursday, August 1, 2002 [[Page 50241]]

Table 6B.--New Procedure Codes

Procedure code	Description	OR	MDC	DRG
00.13	Injection or infusion of nesiritide	N		
00.14	Injection or infusion of oxazolidinone class of antibiotics	N		
00.50	Implantation of cardiac resynchronization pacemaker without mention of defibrillation, total system [CRT-P].	Y	5	115 ¹ , 116 ¹
00.51	Implantation of cardiac resynchronization defibrillator, total system [CRT-D].	Y	5	514 ¹ , 515 ¹
00.52	Implantation or replacement of transvenous lead (electrode) into left ventricular coronary venous system.	Y	5	115 ² , 116 ³ , 514 ⁴ , 515 ⁴
00.53	Implantation or replacement of cardiac resynchronization pacemaker pulse generator only [CRT-P].	Y	5	115 ² , 116 ³ , 118
00.54	Implantation or replacement of cardiac resynchronization defibrillator pulse generator only [CRT-D].	Y	5	115 ¹ , 514 ⁴ , 515 ⁴
00.55	Insertion of drug-eluting non-coronary artery stent(s)	N		
36.07	Insertion of drug-eluting coronary artery stents(s)	N*	5	526, 527
39.72	Endovascular repair or occlusion of head and neck vessels	Y	1 5 11 21 24	1,2,3 110, 111 315 442, 443 486
49.75	Implantation or revision of artificial anal sphincter	Y	6 9 21 24	157, 158 267 442, 443 486
49.76	Removal of artificial anal sphincter	Y	6 9 21 24	157, 158 267 442, 443 486
81.61	360 degree spinal fusion, single incision approach	Y	1 8 21 24	4 496 442, 443 486

APPENDIX

Procedure code	Description	OR	MDC	DRG
84.51	Insertion of interbody spinal fusion device	N		
84.52	Insertion of recombinant bone morphogenetic protein	N		
88.96	Other intraoperative magnetic resonance imaging	N		
89.60 ⁵	Continuous intra-arterial blood gas monitoring	N		
99.76	Extracorporeal immunoadsorption	N		
99.77	Application or administration of an adhesion barrier substance	N		

* Nonoperating room procedure, but affects DRG.

1 Classified under "operating room procedures".

2 Classified under "operating room procedure" and under "as any of the following procedure combinations" as 00.52 and 00.53.

3 Classified under "any of the following procedure combinations" as 00.52 and 00.53.

4 Classified under "any of the following procedure combinations" as 00.52 and 00.54.

5 This code was discussed at the April 18, 2002 meeting of the ICD-9-CM Coordination and Maintenance Committee and included in the final addendum for ICD-9-CM.

Table 6D.--Invalid Procedure Codes

Note: There are no invalid procedure codes for FY 2003.

Table 6F.--Revised Procedure Code Titles

Procedure code	Description	OR	MDC	DRG
02.41 ¹	Irrigation and exploration of ventricular shunt	N		
36.06	Insertion of non-drug-eluting coronary artery stents(s)	N*	5	517
39.79	Other endovascular repair of aneurysm of other vessels	Y	1 5 11 21 24	1, 2, 3 110, 111 315 442, 443 486
39.90	Insertion of non-drug-eluting, noncoronary artery stents(s)	N		

* Nonoperating room procedure, but affects DRG.

¹ This code title revision was discussed at the April 18, 2002 meeting of the ICD-9-CM Coordination and Maintenance Committee and included in the final addendum for ICD-9-CM.

APPENDIX

ICD-9-CM Changes Effective 10/1/2003-9/30/2004

Source: Federal Register Thursday, August 1, 2003 [[Page 45594]]

Table 6B.--New Procedure Codes

Procedure code	Description	OR	MDC	DRG
00.15	High-dose infusion interleukin-2 (IL-2)	N *	17	492
37.51	Heart transplantation	Y	PRE	103
37.52	Implantation of total replacement heart system	Y	5	525
37.53	Replacement or repair of thoracic unit of total replacement heart system	Y	5	525
37.54	Replacement or repair of other implantable component of total replacement heart system.	Y	5	525
68.31	Laparoscopic supracervical hysterectomy (LSH)	Y	13 14	354, 355, 357, 358, 359 375
68.39	Other subtotal abdominal hysterectomy, NOS	Y	13 14	354, 355, 357, 358, 359 375
81.62	Fusion or refusion of 2-3 vertebrae	N ¹		
81.63	Fusion or refusion of 4-8 vertebrae	N ¹		
81.64	Fusion or refusion of 9 or more vertebrae	N ¹		

* Nonoperating room procedure, but affects DRG.

¹ Nonoperating room procedure code. The DRG assignment is made based on the specific fusion or refusion (81.00-81.08, 81.30-81.39, 81.61).**Table 6D.--Invalid Procedure Codes**

Procedure code	Description	OR	MDC	DRG
37.5	Heart transplantation	Y	PRE	103
68.3	Subtotal abdominal hysterectomy	Y	13 14	354, 355, 357, 358, 359 375

APPENDIX

Table 6F.--Revised Procedure Code Titles

Procedure code	Description	OR	MDC	DRG
37.33	Excision or destruction of other lesion or tissue of heart, open approach	Y	5	108
37.34	Excision or destruction of other lesion or tissue of heart, other approach	Y	5	516, 517, 518
39.79	Other endovascular repair (of aneurysm) of other vessels	Y	1 5 11 21 24	1, 2, 3 110, 111 315 442, 443 486

ICD-9-CM Changes Effective 10/1/2004-9/30/2005*Source: Federal Register Wednesday, August 11, 2004 [[Page 49624]]***Table 6B.--New Procedure Codes**

Procedure Code	Description	OR	MDC	DRG
00.16	Pressurized treatment of venous bypass graft [conduit] with pharmaceutical substance	N		
00.17	Infusion of vasopressor agent	N		
00.21	Intravascular imaging of extracranial cerebral vessels	N		
00.22	Intravascular imaging of intrathoracic vessels	N		
00.23	Intravascular imaging of peripheral vessels	N		
00.24	Intravascular imaging of coronary vessels	N		
00.25	Intravascular imaging of renal vessels	N		
00.28	Intravascular imaging, other specified vessel(s)	N		
00.29	Intravascular imaging, unspecified vessel(s)	N		
00.31	Computer assisted surgery with CT/CT A	N		
00.32	Computer assisted surgery with MR/MRA	N		
00.33	Computer assisted surgery with fluoroscopy	N		
00.34	Imageless computer assisted surgery	N		
00.35	Computer assisted surgery with multiple datasets	N		
00.39	Other computer assisted surgery	N		
00.61	Percutaneous angioplasty or atherectomy of pre cerebral (extracranial) vessel(s)	Y	1 5 21 24	533,534 478,479 442,443 486
00.62	Percutaneous angioplasty or atherectomy of intracranial vessel(s)	Y	1 5 21 24	533,534 478,479 442,443 486
00.63	Percutaneous insertion of carotid artery stent(s)	N		

APPENDIX

Procedure Code	Description	OR	MDC	DRG
00.64	Percutaneous insertion of other precerebral (extracranial) artery stent(s)	N		
00.65	Percutaneous insertion of intracranial vascular stent(s)	N		
00.91	Transplant from live related donor	N		
00.92	Transplant from live non-related donor	N		
00.93	Transplant from cadaver	N		
27.64	Insertion of palatal implant	N		
37.68	Insertion of percutaneous external heart assist device	Y	5	104, 105
37.90	Insertion of left atrial appendage device	N	5	518
44.38	Laparoscopic gastroenterostomy	Y	5 6 7 10 17	120 154, 155, 156 201 288 406,407, 539, 540
44.67	Laparoscopic procedures for creation of esophagogastric sphincteric competence	Y	6 21 24	154, 155, 156 442,443 486
44.68	Laparoscopic gastroplasty	Y	6 10 21 24	154, 155, 156 288 442,443 486
44.95	Laparoscopic gastric restrictive procedure	Y	10	288
44.96	Laparoscopic revision of gastric restrictive procedure	Y	10	288
44.97	Laparoscopic removal of gastric restrictive device(s)	Y	10	288
44.98	(Laparoscopic) adjustment of size of adjustable gastric restrictive device	Y	10	288
81.65	Vertebroplasty	Y	8 21 24	233,234 442,443 486
81.66	Kyphoplasty	Y	8 21 24	233,234 442,443 486

APPENDIX

Procedure Code	Description	OR	MDC	DRG
84.53	Implantation of internal limb lengthening device with kinetic distraction	N		
84.54	Implantation of other internal limb lengthening device	N		
84.55	Insertion of bone void filler	N		
84.59	Insertion of other spinal devices	Y	1 8 21 24	531,532 499,500 442,443 486
84.60	Insertion of spinal disc prosthesis, not otherwise specified	Y	1 8 21 24	531,532 499,500 442,443 486
84.61	Insertion of partial spinal disc prosthesis, cervical	Y	1 8 21 24	531,532 499,500 442,443 486
84.62	Insertion of total spinal disc prosthesis cervical,	Y	1 8 21 24	531,532 499,500 442,443 486
84.63	Insertion of spinal disc prosthesis, thoracic	Y	1 8 21 24	531,532 499,500 442,443 486
84.64	Insertion of partial spinal disc prosthesis, lumbosacral	Y	1 8 21 24	531,532 499,500 442,443 486
84.65	Insertion of total spinal disc prosthesis, lumbosacral	Y	1 8 21 24	531,532 499,500 442,443 486
84.66	Revision or replacement of artificial spinal disc prosthesis, cervical	Y	1 8 21 24	531,532 499,500 442,443 486
84.67	Revision or replacement of artificial spinal disc prosthesis, thoracic	Y	1 8 21 24	531,532 499,500 442,443 486

APPENDIX

Procedure Code	Description	OR	MDC	DRG
84.68	Revision or replacement of artificial spinal disc prosthesis, lumbosacral	Y	1 8 21 24	531,532 499,500 442,443 486
84.69	Revision or replacement of artificial spinal disc prosthesis, not otherwise specified	Y	1 8 21 24	531,532 499,500 442,443 486
86.94	Insertion or replacement of single array neurostimulator pulse generator	Y		7,8
86.95	Insertion or replacement of dual array neurostimulator pulse generator	Y	1	7,8
86.96	Insertion or replacement of other neurostimulator pulse generator	Y	1	7,8
89.49	Automatic implantable cardioverter/defibrillator (AI CD) check	N		
99.78	Aquapheresis	N		

Table 6D.--Invalid Procedure Codes

There are no invalid procedure codes for FY 2005.

Table 6F.--Revised Procedure Code Titles

Procedure Code	Description	OR	MDC	DRG
00.55	Insertion of drug-eluting peripheral vessel stent(s)	N		
01.22	Removal of intracranial neurostimulator lead(s)	Y	1 17	1,2,3 406,407, 539,540
02.93	Implantation or replacement of intracranial neurostimulator lead(s)	Y	1 17 21 24	1,2,3 406,407,539,540 442,443 486

APPENDIX

Procedure Code	Description	OR	MDC	DRG
03.93	Implantation or replacement of spinal neurostimulator lead(s)	Y	1 8 11 12 13 17 21 24	531,532 499,500 315 344,345 365 406,407,539,540 442,443 486
03.94	Removal of spinal neurostimulator lead(s)	Y	1 8 11 12 13 21 24	531,532 499,500 315 344,345 365 442,443 486
04.92	Implantation or replacement of peripheral neurostimulator lead(s)	Y	1 3 8 11 12 13 21 24	7,8 63 233,234 315 344,345 365 442,443 486
04.93	Removal of peripheral neurostimulator lead(s)	Y	1 3 8 11 12 13 21 24	7,8 63 233,234 315 344,345 365 442,443 486
36.11	(Aorto)coronary bypass of one coronary artery	Y	5	106, 107, 109
36.12	(Aorto)coronary bypass of two coronary arteries	Y	5	106, 107, 109
36.13	(Aorto)coronary bypass of three coronary arteries	Y	5	106, 107, 109
36.14	(Aorto)coronary bypass of four or more coronary arteries	Y	5	106, 107, 109
37.62	Insertion of non-implantable heart assist system	Y	5	525

APPENDIX

Procedure Code	Description	OR	MDC	DRG
37.63	Repair of heart assist system	Y	5	525
37.65	Implant of external heart assist system	Y	5	525
37.66	Insertion of implantable heart assist system	Y	5	103
39.50	Angioplasty or atherectomy of other non- coronary vessel(s)	Y	1 4 5 6 7 8 9 10 11 21 24	533,534 76, 77 478,479 170,171 201 233,234 269,270 292,293 315 442,443 486
39.90	Insertion of non-drug-eluting peripheral vessel stents(s)	N		
86.05	Incision with removal of foreign body or device from skin and subcutaneous tissue	N		

Conversion Table of New ICD-9-CM Codes, October 2004

The National Center for Health Statistics (NCHS) and the Centers for Medicare & Medicaid Services (CMS), have issued new diagnosis and procedure codes for the International Classification of Diseases, 9th Revision, Clinical Modification (ICD-9-CM) every year since 1986. New code assignments are the result of year-long efforts of the ICD-9-CM Coordination and Maintenance Committee, which is sponsored jointly by NCHS and CMS. The effective date for new codes is the same every year, October 1.

The Conversion Table for new ICD-9-CM Codes is provided to assist users in data retrieval. For each new code the table shows the date it became effective and its previously assigned code equivalent. The code equivalents were used for reporting diagnosis and procedure information up to the time the new codes were issued.

Procedure Codes*

Current Code(s) Assignment	Effective October 1	Previous Code(s) Assignment	Current Code(s) Assignment	Effective October 1	Previous Code(s) Assignment
00.01	2002	99.99	00.50	2002	37.80-37.87 and 37.70-37.74, 37.76
00.02	2002	99.99			
00.03	2002	99.99			
00.09	2002	99.99	00.51	2002	37.94
00.10	2002	99.25	00.52	2002	None
00.11	2002	99.19	00.53	2002	37.80-37.87
00.12	2002	93.98	00.54	2002	37.96
00.13	2002	99.29	00.55	2002	39.90
00.14	2002	99.21	00.61	2004	39.50
00.15	2003	99.28	00.62	2004	39.50
00.16	2004	None	00.63	2004	00.55, 39.90
00.17	2004	99.29	00.64	2004	00.55, 39.90
00.21	2004	88.71	00.65	2004	00.55, 39.90
00.22	2004	88.73	00.91	2004	None
00.23	2004	88.77	00.92	2004	None
00.24	2004	88.72	00.93	2004	None
00.25	2004	88.75	36.07	2002	36.06
00.28	2004	88.79	37.28	2001	88.72
00.29	2004	88.79	37.51	2003	37.5
00.31	2004	None	37.52	2003	37.62
00.32	2004	None	37.53	2003	37.63
00.33	2004	None	37.54	2003	37.63
00.34	2004	None	37.68	2004	37.62
00.35	2004	None	37.90	2004	37.99
00.39	2004	None			

APPENDIX

Current Code(s) Assignment	Effective October 1	Previous Code(s) Assignment	Current Code(s) Assignment	Effective October 1	Previous Code(s) Assignment
39.71	2000	39.52	81.64	2003	None
39.72	2002	39.79	81.65	2004	78.49
39.79	2000	39.52	81.66	2004	78.49
41.07	2000	41.04	84.51	2002	None
41.08	2000	41.05	84.52	2002	None
41.09	2000	41.01	84.53	2004	78.30, 78.32-78.35, 78.37-78.39
44.32	2001	44.39	84.54	2004	78.30, 78.32-78.35, 78.37-78.39
44.38	2004	44.39	84.55	2004	None
44.67	2004	44.66	84.59	2004	None
44.68	2004	44.69	84.60	2004	80.51
44.95	2004	44.69	84.61	2004	80.51
44.96	2004	44.69	84.62	2004	80.51
44.97	2004	44.99	84.63	2004	80.51
44.98	2004	44.99	84.64	2004	80.51
46.97	2000	46.99	84.65	2004	80.51
49.75	2002	49.79	84.66	2004	80.51
49.76	2002	49.79	84.67	2004	80.51
60.96	2000	60.29	84.68	2004	80.51
60.97	2000	60.29	84.69	2004	80.51
67.51	2001	67.5	86.94	2004	02.93, 03.93, 04.92
67.59	2001	67.5	86.95	2004	02.93, 03.93, 04.92
68.31	2003	68.3	86.96	2004	02.93, 3.93, 04.92
68.39	2003	68.3	88.96	2002	88.91-88.97
75.38	2001	75.34	89.49	2004	89.59
81.30	2001	81.09	89.60	2002	89.65
81.31	2001	81.09	97.44	2001	37.64
81.32	2001	81.09	99.75	2000	99.29
81.33	2001	81.09	99.76	2002	99.79
81.34	2001	81.09	99.77	2002	None
81.35	2001	81.09	99.78	2004	99.71
81.36	2001	81.09			
81.37	2001	81.09			
81.38	2001	81.09			
81.39	2001	81.09			
81.61	2002	81.00-81.08, 81.30-81.39			
81.62	2003	None			
81.63	2003	None			

*Select only codes that changed from ICD-9-CM procedure fiscal year 2000 (1 October 1999)

**ADDENDA FY 2001 - FINAL
ICD-9-CM VOLUME 3, PROCEDURES
Effective October 1, 2000**

Tabular List

- Revise code(s) **01.59 Other excision or destruction of lesion or tissue of brain**
Excludes: that by stereotactic radiosurgery (92.30-92.39)
- Add exclusion term **38.4 Resection of vessel with replacement**
Excludes: endovascular repair of aneurysm (39.71 -39.79)
- Add exclusion term **38.8 Other surgical occlusion of vessels**
Excludes:
percutaneous transcatheter infusion embolization (99.29)
- Add exclusion term **39.52 Other repair of aneurysm**
Excludes:
endovascular repair of aneurysm (39.71 - 39.79)
- New subcategory **39.7 Endovascular repair of vessel**
Endoluminal repair
Excludes: angioplasty or atherectomy of noncoronary vessel (39.50)
insertion of non-coronary stent or stents (39.90)
other repair of aneurysm (39.52)
resection of abdominal aorta with replacement (38.44)
resection of lower limb arteries with replacement (38.48)
resection of thoracic aorta with replacement(38.45)
resection of upper limb vessels with replacement (38.43)
- New code **39.71 Endovascular implantation of graft in abdominal aorta**
Endovascular repair of abdominal aortic aneurysm with graft
Stent graft(s)
- New code **39.79 Other endovascular graft repair of aneurysm**
Implantation of graft in:
lower extremity artery(s):
celiac
femoral
hepatic
iliac
mesenteric
popliteal
renal

APPENDIX

splenic
tibial
thoracic aorta
upper extremity artery(s):
axillary
brachial
brachiocephalic
carotid
radial
ulnar
Stent graft(s)

39.90 Insertion of non-coronary artery stent or stents

Add exclusion term ***Excludes:*** *that for aneurysm repair (39.71 - 39.79)*

Revise code title **41.01 Autologous bone marrow transplant without purging**

Delete inclusion term *With extracorporeal purging of malignant cells from marrow*

Delete inclusion term *Autograft of bone marrow NOS*

Add exclusion term ***Excludes:*** *that with purging (41.09)*

Revise code title **41.04 Autologous hematopoietic stem cell transplant without purging**

Add exclusion term ***Excludes:*** *that with purging (41.07)*

Revise code title **41.05 Allogeneic hematopoietic stem cell transplant without purging**

Add exclusion term ***Excludes:*** *that with purging (41.08)*

New Code **41.07 Autologous hematopoietic stem cell transplant with purging**
Cell depletion

New Code **41.08 Allogeneic hematopoietic stem cell transplant with purging**
Cell depletion

New Code **41.09 Autologous bone marrow transplant with purging With extracorporeal purging of malignant cells from marrow**
Cell depletion

New code **46.97 Transplant of intestine**

54.19 Other laparotomy

Excludes:

Add exclusion term *percutaneous drainage of abdomen (54.91)*

54.24 Closed [percutaneous][needle] biopsy of intra abdominal mass

Closed biopsy of:

Add inclusion term peritoneal implant

APPENDIX

57.39 Other diagnostic procedures on bladder

Excludes:

Add exclusion term therapeutic distention of bladder (96.25)

New code **60.96 Transurethral destruction of prostate tissue by microwave thermotherapy**

Transurethral microwave thermotherapy (TUMT) of prostate

Excludes: Prostatectomy:

other (60.61 - 60.69)

radical (60.5)

retropubic (60.4)

suprapubic (60.3)

transurethral (60.21 - 60.29)

New code **60.97 Other transurethral destruction of prostate tissue by other thermotherapy**

Radiofrequency thermotherapy

Transurethral needle ablation (TUNA) of prostate

Excludes: Prostatectomy:

other (60.61 - 60.69)

radical (60.5)

retropubic (60.4)

suprapubic (60.3)

transurethral (60.21 - 60.29)

78.5 Internal fixation of bone without fracture reduction

Excludes:

Revise code arthroplasty and arthrodesis (81.00 - 81.85)

83.92 Insertion or replacement of skeletal muscle stimulator

Add inclusion term Implantation, insertion, placement, or replacement of skeletal muscle:
electrodes
stimulator

84.11 Amputation of toe

Add inclusion term Metatarsal head amputation

Add inclusion term Ray amputation of foot (disarticulation of the metatarsal head of the toe extending across the forefoot just proximal to the metatarsophalangeal crease)

84.12 Amputation through foot

Revise inclusion term Transmetatarsal amputation (amputation of the forefoot, including all the toes)

Add exclusion term *Excludes: Ray amputation of foot (84.11)*

86.05 Incision with removal of foreign body from skin and subcutaneous tissue

Add inclusion term Removal of loop recorder

APPENDIX

- 86.09 Other incision of skin and subcutaneous tissue**
Add inclusion term Creation of loop recorder pocket, new site and insertion/relocation of device
Add inclusion term Creation of pocket for implantable, patient-activated cardiac event recorder and insertion/relocation of device
Add inclusion term Escharotomy
Revise category title **86.5 Suture or other closure of skin and subcutaneous tissue**
- Revise code title **86.59 Closure of skin and subcutaneous tissue of other sites**
Add inclusion term Adhesives (surgical) (tissue)
Add inclusion term Staples
Add inclusion term Sutures
Add exclusion term *Excludes:*
application of adhesive strips (butterfly) - omit code
- 88.72 Diagnostic ultrasound of heart**
Echocardiography
Add inclusion term Intravascular ultrasound of heart
- 99.10 Injection or infusion of thrombolytic agent**
Excludes:
heparin (99.19)
Revise code
- 99.20 Injection or infusion of platelet inhibitor**
Excludes:
infusion of heparin (99.19)
Revise code
- 99.29 Injection or infusion of other therapeutic or prophylactic substance**
Excludes:
administration of neuroprotective agent (99.75)
Add exclusion term
- Revise category title **99.7 Therapeutic apheresis or other injection administration or infusion of other therapeutic or prophylactic substance**
- New code **99.75 Administration of neuroprotective agent**

Index

- Ablation**
prostate
by
Add subterm laser, transurethral 60.21
Add subterm radiofrequency thermotherapy 60.97
Add subterm transurethral needle ablation (TUNA) 60.97
- Administration(of) - see also injection**
Add subterm neuroprotective agent 99.75

APPENDIX

- Amputation** (cineplastic)(closed flap)(guillotine)(kineplastic)
(open)84.91
Delete subterm ray, finger ~~84.01~~
Add subterm finger 84.01
Add subterm foot 84.11
Add subterm toe (metatarsal head) 84.11
- Aneurysmorrhaphy** NEC 39.52
by or with
Add subterm endovascular graft
Add subterm abdominal aorta 39.71
Add subterm lower extremity artery(s) 39.79
Add subterm thoracic aorta 39.79
Add subterm upper extremity artery(s) 39.79
- Biopsy**
Delete code peritoneal implant 54.23
Add subterm closed 54.24
Add subterm open 54.23
Add subterm percutaneous (needle) 54.24
- Bypass**
Delete subterm radial-coronary artery 36.19
- Closure**
Add subterm vascular
Add subterm percutaneous puncture - omit code
- Closure**
Revise code vesicostomy 57.22
- Closure**
wound - *see also* Suture, by site
Add inclusion term with tissue adhesive 86.59
- Creation** - *see also* Formation
pocket
Add subterm loop recorder 86.09
- Add term **Dermabond 86.59**
- Destruction**
Add subterm prostate (prostatic tissue)
Add subterm by
Add subterm cryotherapy 60.62
Add subterm microwave 60.96
Add subterm radiofrequency 60.97
Add subterm transurethral microwave thermotherapy (TUMT) 60.96
Add subterm transurethral needle ablation (TUNA) 60.97

APPENDIX

Add subterm TULIP (transurethral (ultrasound) guided laser induced prostatectomy) 60.21
 Add subterm TUMT (transurethral microwave thermotherapy) 60.96
 Add subterm TUNA (transurethral needle ablation) 60.97

Drainage

intraperitoneal 54.19
 Add subterm percutaneous 54.91

Add term **Durabond 86.59**

Embolization (transcatheter)

artery (selective) 38.80
 Add subterm by
 Add subterm percutaneous transcatheter infusion 99.29

Endoaneurysmorrhaphy (see also Aneurysmorrhaphy) 39.52

Add subterm by or with
 Add subterm endovascular graft
 Add subterm abdominal aorta 39.71
 Add subterm lower extremity artery(s) 39.79
 Add subterm thoracic aorta 39.79
 Add subterm upper extremity artery(s) 39.79

Revise code **Escharotomy 86.09**

Graft, grafting

aneurysm 39.52
 Add subterm endovascular
 Add subterm abdominal aorta 39.71
 Add subterm lower extremity artery(s) 39.79
 Add subterm thoracic aorta 39.79
 Add subterm upper extremity artery(s) 39.79

Infusion (intra-arterial) (intravenous)

Add subterm neuroprotective agent 99.75
 Add subterm nimodipine 99.75
 Misspelled reteplase 99.10

Injection (into) (hypodermically) (intramuscularly) (intravenously) (acting locally or systemically)

Add subterm neuroprotective agent 99.75
 Add subterm nimodipine 99.75

Insertion

Add subterm loop recorder 86.09

Delete code **Nailing, intramedullary 79.30**

Revise term **Nailing, intramedullary - see Reduction, fracture with internal fixation**

Delete subterm femur 79.35

APPENDIX

Delete subterm	fibula 79.36
Delete subterm	humerus 79.31
Delete subterm	radius 79.32
Delete subterm	tibia 79.36
Delete subterm	ulna 79.32
Add term	<u>Nimodipine, infusion 99.75</u>
Occlusion	
Delete subterm	artery - see <u>Ligation, artery</u>
Add subterm	<u>by embolization - see Embolization, artery</u>
Add subterm	<u>by ligation - see Ligation, artery</u>
Delete subterm	vein - see <u>Ligation, vein</u>
Add subterm	<u>by embolization - see Embolization, vein</u>
Add subterm	<u>by ligation - see Ligation, vein</u>
Puncture	
	artery NEC 38.98
Add subterm	<u>percutaneous vascular closure - omit code</u>
Removal - see also Excision	
	calculus
	gallbladder 51.04
Add subterm	<u>endoscopic 51.88</u>
Add subterm	<u>laparoscopic 51.88</u>
Removal - see also Excision	
	gallstones
	gallbladder 51.04
Add subterm	<u>endoscopic 51.88</u>
Add subterm	<u>laparoscopic 51.88</u>
Removal - see also Excision	
Add subterm	<u>loop recorder 86.05</u>
Repair	
	aneurysm (false)(true) 39.52
	by or with
Add subterm	<u>endovascular graft</u>
Add subterm	<u>abdominal aorta 39.71</u>
Add subterm	<u>lower extremity artery(s) 39.79</u>
Add subterm	<u>thoracic aorta 39.79</u>
Add subterm	<u>upper extremity artery(s) 39.79</u>
Resection - see also Excision, by site	
	brain 01.59
	by
Revise code	stereotactic radiosurgery <u>92.30</u>
Add subterm	<u>cobalt 60 92.32</u>
Add subterm	<u>linear accelerator (LINAC) 92.31</u>

APPENDIX

Add subterm [multi-source 92.32](#)
 Add subterm [particle beam 92.33](#)
 Add subterm [particulate 92.33](#)
 Add subterm [radiosurgery NEC 92.39](#)
 Add subterm [single source photon 92.31](#)

Add term **Retavase, infusion** 99.10
 Add term **Retepase, infusion** 99.10

Revascularization

cardiac (heart muscle)(myocardium)(direct) 36.10
 with
 bypass anastomosis
 Delete subterm [radial artery 36.19](#)

Suture (laceration)

artery 39.31
 Add subterm [percutaneous puncture closure - omit code](#)
 blood vessel NEC 39.30
 Add subterm [percutaneous puncture closure - omit code](#)

Thermotherapy (hot packs)(paraffin bath) NEC 93.35

Add subterm [prostate](#)
 Add subterm [by](#)
 Add subterm [microwave 60.96](#)
 Add subterm [radiofrequency 60.97](#)
 Add subterm [transurethral microwave thermotherapy \(TUMT\) 60.96](#)
 Add subterm [transurethral needle ablation \(TUNA\) 60.97](#)
 Add subterm [TUMT \(transurethral microwave thermotherapy\) 60.96](#)
 Add subterm [TUNA \(transurethral needle ablation\) 60.97](#)

Transfusion (of) 99.03

bone marrow 41.00
 autograft 41.01
 Add subterm [with purging 41.09](#)
 autologous 41.01
 Add subterm [with purging 41.09](#)

Transplant, transplantation

bone (see also Graft, bone) 78.00
 marrow 41.00
 autograft 41.01
 Add subterm [with purging 41.09](#)
 autologous 41.01
 Add subterm [with purging 41.09](#)
 stem cell
 allogeneic (hematopoietic) 41.05
 Add subterm [with purging 41.08](#)
 autologous (hematopoietic) 41.04
 Add subterm [with purging 41.07](#)

APPENDIX

- stem cell
 - allogeneic (hematopoietic) 41.05
 - with purging 41.08
 - autologous (hematopoietic) 41.04
 - with purging 41.07
- Add subterm
- Add subterm
- Add subterm intestine 46.97
- stem cell
 - allogeneic (hematopoietic) 41.05
 - with purging 41.08
 - autologous (hematopoietic) 41.04
 - with purging 41.07
- Add subterm
- Add subterm
- Add term **TUMT** (transurethral microwave thermotherapy) of prostate 60.96
- Add term **TUNA** (transurethral needle ablation) of prostate 60.97
- Ultrasonography**
- Revise subterm heart (intravascular) 88.72
- Ultrasound**
- Add subterm heart (intravascular) 88.72
- Add term **UPPP** (uvulopalatopharyngoplasty) 27.69 [29.4]
- Add term **UVP** (uvulopalatopharyngoplasty) 27.69 [29.4]
- Add term **Uvulopalatopharyngoplasty** (UPPP) 27.69 [29.4]
- Add term **Vascular closure, percutaneous puncture - omit code**

**FY 2002 FINAL ADDENDA
ICD-9-CM VOLUME 3, PROCEDURES
Effective October 1, 2001**

Tabular List

- 01.41 Operations on thalamus**
Chemothalamectomy
Thalamotomy
Add exclusion term *Excludes: that by stereotactic radiosurgery (92.30 - 92.39)*
- 01.42 Operations on globus pallidus**
Pallidoansectomy
Pallidotomy
Add exclusion term *Excludes: that by stereotactic radiosurgery (92.30 - 92.39)*
- 37.28 Intracardiac echocardiography**
ICE
Code also any synchronous Doppler flow mapping (88.72)
- 37.64 Removal of heart assist system**
Add exclusion term *Excludes: nonoperative removal of heart assist system (97.44)*
- 44.32 Percutaneous [endoscopic] gastrojejunostomy**
- 50.92 Extracorporeal hepatic assistance**
Add inclusion term Liver dialysis
- 51.11 Endoscopic retrograde cholangiography [ERC]**
Add inclusion term Laparoscopic exploration of common bile duct
- 67.5 Repair of internal cervical os**
Delete inclusion term ~~Cerclage of isthmus uteri~~
Delete inclusion term ~~Shirodkar operation~~
- 67.51 Transabdominal cerclage of cervix**
- 67.59 Other repair of internal cervical os**
Cerclage of isthmus uteri
McDonald operation
Shirodkar operation
Transvaginal cerclage
Excludes: transabdominal cerclage of cervix (67.51)
- 75.34 Other fetal monitoring**
Add inclusion term Fetal monitoring, not otherwise specified
Add exclusion term *Excludes: fetal pulse oximetry (75.38)*
- 75.38 Fetal pulse oximetry**
Transcervical fetal oxygen saturation monitoring
Transcervical fetal SpO2 monitoring

APPENDIX

- 81.0 Spinal fusion**
 Add exclusion term ***Excludes:*** *correction of pseudarthrosis of spine (81.30 – 81.39)*
refusion of spine (81.30 – 81.39)
- 81.01 Atlas-axis spinal fusion**
 Delete exclusion term ***Excludes:*** *that for pseudarthrosis (81.09)*
- 81.02 Other cervical fusion, anterior technique**
 Delete exclusion term ***Excludes:*** *that for pseudarthrosis (81.09)*
- 81.03 Other cervical fusion, posterior technique**
 Delete exclusion term ***Excludes:*** *that for pseudarthrosis (81.09)*
- 81.04 Dorsal and dorsolumbar fusion, anterior technique**
 Delete exclusion term ***Excludes:*** *that for pseudarthrosis (81.09)*
- 81.05 Dorsal and dorsolumbar fusion, posterior technique**
 Delete exclusion term ***Excludes:*** *that for pseudarthrosis (81.09)*
- 81.06 Lumbar and lumbosacral fusion, anterior technique**
 Delete exclusion term ***Excludes:*** *that for pseudarthrosis (81.09)*
- 81.07 Lumbar and lumbosacral fusion, lateral transverse process technique**
 Delete exclusion term ***Excludes:*** *that for pseudarthrosis (81.09)*
- Delete code **~~81.09 Refusion of spine, any level or technique~~**
~~Correction of pseudarthrosis of spine~~
- New category **81.3 Refusion of spine**
 Includes: correction of pseudarthrosis of spine
- New code **81.30 Refusion of spine, not otherwise specified**
- New code **81.31 Refusion of atlas-axis spine**
 Craniocervical fusion } by anterior, transoral
 C1-C2 fusion } or posterior technique
 Occiput C2 fusion }
- New code **81.32 Refusion of other cervical spine, anterior technique**
 Arthrodesis of C2 level or below:
 anterior (interbody) technique
 anterolateral technique
- New code **81.33 Refusion of other cervical spine, posterior technique**
 Arthrodesis of C2 level or below:
 posterior (interbody) technique
 posterolateral technique

APPENDIX

- New code **81.34 Refusion of dorsal and dorsolumbar spine, anterior technique**
 Arthrodesis of thoracic or thoracolumbar region:
 anterior (interbody) technique
 anterolateral technique
- New code **81.35 Refusion of dorsal and dorsolumbar spine, posterior technique**
 Arthrodesis of thoracic or thoracolumbar region:
 posterior (interbody) technique
 posterolateral technique
- New code **81.36 Refusion of lumbar and lumbosacral spine, anterior technique**
 Arthrodesis of lumbar or lumbosacral region:
 anterior (interbody) technique
 anterolateral technique
- New code **81.37 Refusion of lumbar and lumbosacral spine, lateral transverse process technique**
- New code **81.38 Refusion of lumbar and lumbosacral spine, posterior technique**
 Arthrodesis of lumbar or lumbosacral region:
 posterior (interbody) technique
 posterolateral technique
- New code **81.39 Refusion of spine, not elsewhere classified**
- 89.58 Plethysmogram**
Add inclusion term Penile plethysmography with nerve stimulation
- 92.27 Implantation or insertion of radioactive elements**
Add inclusion term Intravascular brachytherapy
- 93.98 Other control of atmospheric pressure and composition**
Add inclusion term Nitric oxide therapy
- New code **97.44 Nonoperative removal of heart assist system Intra-aortic balloon pump [IABP]**
- 97.55 Removal of T-tube, other bile duct tube, or liver tube**
Add inclusion term Removal of bile duct stent

Index

- Application**
 Add subterm adhesion barrier gel 99.29
- Bosworth operation**
 fusion of posterior lumbar and lumbosacral spine 81.08
 for pseudarthrosis 81.38
- Brachytherapy**
 Add term
 Add subterm intravascular 92.27
- Cerclage**
 Change code cervix 67.59
 Add subterm transabdominal 67.51
 Add subterm transvaginal 67.59
 Change code isthmus uteri (cervix) 67.59
- Revise term **Chemotherapy – see also Immunotherapy**
- Revise subterm **Correction** – see also Repair
 spinal pseudarthrosis 81.09 - see Refusion, spinal
- Dialysis**
 Add subterm liver 50.92
- Echocardiography 88.72**
 Add subterm intracardiac (ICE) 37.28
 Delete code transesophageal 88.72 [42-23]
- Excision**
 Add subterm polyp – see also Excision, lesion, by site
rectum (endoscopic) 48.36
- Exploration** – see also Incision
 bile duct(s) 51.59
 common duct 51.51
 Add subterm laparoscopic 51.11
- Fusion**
 atlas-axis (spine) 81.01
 Change code for pseudarthrosis 81.31
 cervical (spine) (C2 level or below) NEC 81.02
 Change code for pseudarthrosis 81.32
 craniocervical 81.01
 Change code for pseudarthrosis 81.31
 dorsal, dorsolumbar NEC 81.05
 anterior (interbody), anterolateral technique 81.04
 Change code for pseudarthrosis 81.34

APPENDIX

Change code	for pseudarthrosis <u>81.35</u>
Change code	posterior (interbody), posterolateral technique 81.05 for pseudarthrosis <u>81.35</u>
	lumbar, lumbosacral NEC 81.08
Change code	anterior (interbody), anterolateral technique 81.06 for pseudarthrosis <u>81.36</u>
Change code	for pseudarthrosis <u>81.38</u>
Change code	lateral transverse process technique 81.07 for pseudarthrosis <u>81.37</u>
Change code	posterior (interbody), posterolateral technique 81.08 for pseudarthrosis <u>81.38</u>
Change code	occiput – C2 (spinal) 81.01 for pseudarthrosis <u>81.31</u>
	spinal (with graft)(with internal fixation) (with instrumentation) 81.00
Change code	atlas-axis (anterior)(transoral) (posterior) 81.01 for pseudarthrosis <u>81.31</u>
	cervical (C2 level or below) NEC 81.02
Change code	anterior (interbody) , anterolateral technique 81.02 for pseudarthrosis <u>81.32</u>
Change code	C1-C2 level (anterior) (posterior) 81.01 for pseudarthrosis <u>81.31</u>
Change code	for pseudarthrosis <u>81.32</u>
Change code	posterior (interbody), posterolateral technique 81.03 for pseudarthrosis <u>81.33</u>
Change code	craniocervical (anterior)(transoral) (posterior) 81.01 for pseudarthrosis <u>81.31</u>
	dorsal, dorsolumbar NEC 81.05
Change code	anterior (interbody), anterolateral technique 81.04 for pseudarthrosis <u>81.34</u>
Change code	for pseudarthrosis <u>81.35</u>
Change code	posterior (interbody), posterolateral technique 81.05 for pseudarthrosis <u>81.35</u>
	lumbar, lumbosacral NEC 81.08
Change code	anterior (interbody), anterolateral technique 81.06 for pseudarthrosis <u>81.36</u>
Change code	for pseudarthrosis <u>81.38</u>
Change code	lateral transverse process technique 81.07 for pseudarthrosis <u>81.37</u>
Change code	posterior (interbody), posterolateral technique 81.08 for pseudarthrosis <u>81.38</u>
Change code	occiput – C2 (anterior)(transoral) (posterior) 81.01 for pseudarthrosis <u>81.31</u>

APPENDIX

- Gastrojejunostomy (bypass) 44.39**
with partial gastrectomy 43.7
percutaneous (endoscopic) 44.32
- Add subterm
- Immunotherapy, antineoplastic 99.28**
Proleukin 99.28
- Add subterm
- Injection (into) (hypodermically) (intramuscularly) (intravenously)**
(acting locally or systemically)
- Add subterm adhesion barrier gel 99.29
Add subterm barrier gel, adhesion 99.29
Add subterm gel, adhesion barrier 99.29
- Change code **Lash operation (internal cervical os repair) 67.59**
- Lysis**
adhesions
- Add note NOTE: blunt - omit code
digital - omit code
manual - omit code
mechanical - omit code
without instrumentation - omit code
- Change code **Marckwald operation (cervical os repair) 67.59**
- Change code **McDonald operation (encirclement suture, cervix) 67.59**
- Monitoring**
fetus (fetal heart)
intrapartum (during labor)(extrauterine)(external) 75.34
Add subterm transcervical fetal oxygen saturation monitoring 75.38
Add subterm transcervical fetal SpO2 monitoring 75.38
- Operation**
Bosworth
fusion of posterior lumbar spine 81.08
for pseudarthrosis 81.38
- Change code
- Change code Lash operation (internal cervical os repair) 67.59
Change code Marckwald operation (cervical os repair) 67.59
Change code McDonald (encirclement suture, cervix) 67.59
Change code Shirodkar (encirclement suture, cervix) 67.59
Delete subterm thalamus (stereotactic) 01.41
Add subterm by stereotactic radiosurgery 92.32
Add subterm cobalt 60 92.32
Add subterm linear accelerator (LINAC) 92.31
Add subterm multi-source 92.32
Add subterm particle beam 92.33
Add subterm particulate 92.33
Add subterm radiosurgery NEC 92.39
Add subterm single source photon 92.31

Add term
Add subterm

Oximetry
fetal pulse 75.38

Add subterm
Add subterm
Add subterm
Add subterm
Add subterm
Add subterm
Add subterm

Pallidotomy 01.42
by stereotactic radiosurgery 92.32
cobalt 60 92.32
linear accelerator (LINAC) 92.31
multi-source 92.32
particle beam 92.33
particulate 92.33
radiosurgery NEC 92.39
single source photon 92.31

Add subterm

Plethysmogram (carotid) 89.58
penile 89.58

Add term
Add subterm

Plethysmography
penile 89.58

Add subterm
Add subterm

Plication
aneurysm
heart 37.32

Delete code
Add subterm

ventricle (heart) 37.99
aneurysm 37.32

Delete

Refusion, spine (any level) (any technique) 81.09

Add term
Add subterm
Add subterm
Add subterm
Add subterm
Add subterm
Add subterm
Add subterm
Add subterm
Add subterm
Add subterm
Add subterm
Add subterm
Add subterm
Add subterm
Add subterm

Refusion
spinal, NOS 81.30
atlas-axis (anterior) (transoral) (posterior) 81.31
cervical (C2 level or below) NEC 81.32
anterior (interbody), anterolateral technique 81.32
C1-C2 level (anterior) (posterior) 81.31
posterior (interbody), posterolateral technique 81.33
craniocervical (anterior)(transoral) (posterior) 81.31
dorsal, dorsolumbar NEC 81.35
anterior (interbody), anterolateral technique 81.34
posterior (interbody), posterolateral technique 81.35
lumbar, lumbosacral NEC 81.38
anterior (interbody), anterolateral technique 81.36
lateral transverse process technique 81.37
posterior (interbody), posterolateral technique 81.38
occiput - C2 (anterior)(transoral) (posterior) 81.31
refusion NEC 81.39

Add subterm

Removal -see also Excision
heart assist system 37.64
with replacement 37.63
intra-aortic balloon pump (IABP) 97.44

APPENDIX

- Add subterm nonoperative 97.44
- Add subterm intra-aortic balloon pump (IABP) 97.44
- Kantrowitz heart pump 37.64
- Add subterm nonoperative 97.44
- pump assist device, heart 37.64
- with replacement 37.63
- Add subterm nonoperative 97.44

Removal -see also Excision
stent

- Add subterm bile duct 97.55

Repair

- cervix 67.69
- internal os 67.59
- Add subterm transabdominal 67.51
- Add subterm transvaginal 67.59

Repair

- stress incontinence (urinary) NEC 59.79
- by
- Add subterm tension free vaginal tape 59.79

Replacement

- Revise subterm Harrington rod (with refusion of spine) 81-09
- see Refusion, spinal

- Change code **Shirodkar operation** (encirclement suture, cervix) 67.59

Suture (laceration)

- Change code cervix (traumatic laceration) 67.61
- internal os, encirclement 67.59

Thalamotomy 01.41

- Add subterm by stereotactic radiosurgery 92.32
- Add subterm cobalt 60 92.32
- Add subterm linear accelerator (LINAC) 92.31
- Add subterm multi-source 92.32
- Add subterm particle beam 92.33
- Add subterm particulate 92.33
- Add subterm radiosurgery NEC 92.39
- Add subterm single source photon 92.31

Therapy

- Add subterm nitric oxide 93.98
- respiratory NEC 93.99
- Add subterm nitric oxide 93.98

**FY 2003 Final Addenda
ICD-9-CM Volume 3, Procedures
Effective October 1, 2002**

Tabular List

New chapter	00 Procedures and interventions, Not Elsewhere Classified
New subcategory	00.0 Therapeutic ultrasound
New code	00.01 Therapeutic ultrasound of vessels of head and neck Anti-restenotic ultrasound Intravascular non-ablative ultrasound <i>Excludes: diagnostic ultrasound of:</i> <i>eye (95.13)</i> <i>head and neck (88.71)</i> <i>that of inner ear (20.79)</i> <i>ultrasonic:</i> <i>angioplasty of non-coronary vessel (39.50)</i> <i>embolectomy (38.01, 38.02)</i> <i>endarterectomy (38.11, 38.12)</i> <i>thrombectomy (38.01, 38.02)</i>
New code	00.02 Therapeutic ultrasound of heart Anti-restenotic ultrasound Intravascular non-ablative ultrasound <i>Excludes: diagnostic ultrasound of heart (88.72)</i> <i>ultrasonic ablation of heart lesion (37.34)</i> <i>ultrasonic angioplasty of coronary vessels</i> <i>(36.01, 36.02, 36.05, 36.09)</i>
New code	00.03 Therapeutic ultrasound of peripheral vascular vessels Anti-restenotic ultrasound Intravascular non-ablative ultrasound <i>Excludes: diagnostic ultrasound of peripheral vascular system (88.77)</i> <i>ultrasonic angioplasty of:</i> <i>non-coronary vessel (39.50)</i>
New code	00.09 Other therapeutic ultrasound <i>Excludes: ultrasonic:</i> fragmentation of urinary stones (59.95) percutaneous nephrostomy with fragmentation (55.04) physical therapy (93.35) transurethral guided laser induced prostatectomy (TULIP) (60.21)

APPENDIX

- New subcategory **00.1 Pharmaceuticals**
- New code **00.10 Implantation of chemotherapeutic agent**
Brain wafer chemotherapy
Interstitial/ intracavitary
*Excludes: injection or infusion of cancer
chemotherapeutic substance (99.25)*
- New code **00.11 Infusion of drotrecogin alfa (activated)**
Infusion of recombinant protein
- New code **00.12 Administration of inhaled nitric oxide**
Nitric oxide therapy
- New code **00.13 Injection or infusion of nesiritide**
Human B-type natriuretic peptide (hBNP)
- New code **00.14 Injection or infusion of oxazolidinone class of antibiotics**
Linezolid injection
- New subcategory **00.5 Other cardiovascular procedures**
- New code **00.50 Implantation of cardiac resynchronization pacemaker
without mention of defibrillation, total system [CRT-P]**
Biventricular pacing without internal cardiac
defibrillator
Implantation of cardiac resynchronization
(biventricular) pulse generator pacing device,
formation of pocket, transvenous leads including
placement of lead into left ventricular coronary
venous system, and intraoperative procedures for
evaluation of lead signals.
*Excludes: implantation of cardiac resynchronization
defibrillator, total system [CRT-D] (00.51)
insertion or replacement of any type
pacemaker device (37.80-37.87)
replacement of cardiac resynchronization
defibrillator pulse generator only
[CRT-D](00.54)
replacement of cardiac resynchronization
pacemaker pulse generator only
[CRT-P](00.53)*
- New code **00.51 Implantation of cardiac resynchronization
defibrillator, total system [CRT-D]**
Biventricular pacing with internal cardiac defibrillator
Implantation of a cardiac resynchronization
(biventricular) pulse generator with defibrillator
[AICD], formation of pocket, transvenous leads,
including placement of lead into left ventricular

APPENDIX

coronary venous system, intraoperative procedures for evaluation of lead signals, and obtaining defibrillator threshold measurements.

*Excludes: implantation of cardiac resynchronization pacemaker, total system [CRT-P](00.50)
implantation or replacement of automatic cardioverter/defibrillator, total system [AICD] (37.94)
replacement of cardiac resynchronization defibrillator pulse generator, only [CRT-D](00.54)*

New code

00.52 Implantation or replacement of transvenous lead [electrode] into left ventricular coronary venous system

*Excludes: implantation of cardiac resynchronization defibrillator, total system [CRT-D](00.51)
implantation of cardiac resynchronization pacemaker, total system [CRT-P](00.50)
initial insertion of transvenous lead [electrode] (37.70-37.72)
replacement of transvenous atrial and/or ventricular lead(s) [electrodes] (37.76)*

New code

00.53 Implantation or replacement of cardiac resynchronization pacemaker pulse generator only [CRT-P]

Implantation of CRT-P device with removal of any existing CRT-P or other pacemaker device

*Excludes: implantation of cardiac resynchronization pacemaker, total system [CRT-P] (00.50)
implantation or replacement of cardiac resynchronization defibrillator pulse generator only [CRT-D](00.54)
insertion or replacement of any type pacemaker device (37.80-37.87)*

New code

00.54 Implantation or replacement of cardiac resynchronization defibrillator pulse generator device only [CRT-D]

Implantation of CRT-D device with removal of any existing CRT-D, CRT-P, pacemaker, or defibrillator device

*Excludes: implantation of automatic cardioverter/defibrillator pulse generator only (37.96)
implantation of cardiac resynchronization defibrillator, total system [CRT-D] (00.51)
implantation or replacement of cardiac resynchronization pacemaker pulse generator only [CRT-P] (00.53)*

APPENDIX

Stent graft(s)

Code also any:

open chest coronary artery angioplasty (36.03)

percutaneous transluminal coronary angioplasty

[PTCA] or coronary atherectomy (36.01, 36.02, 36.05)

*Excludes: drug-coated stents, e.g., heparin coated (36.06)
insertion of non-drug-eluting coronary artery
stent(s) (36.06)*

37.26 Cardiac electrophysiologic stimulation and recording studies

Add inclusion term Non-invasive programmed electrical stimulation (NIPS)

37.7 Insertion, revision, replacement, and removal of pacemaker leads; insertion of temporary pacemaker system; or revision of pocket

Add exclusion term *Excludes: implantation or replacement of transvenous lead [electrode] into left ventricular cardiac venous system (00.52)*

37.79 Revision or relocation of pacemaker pocket

Revise inclusion term Relocation of pocket [creation of new pocket] \ pacemaker or CRT-P

37.8 Insertion, replacement, removal, and revision of pacemaker device

Add exclusion term *Excludes: implantation of cardiac resynchronization pacemaker [CRT-P] (00.50)*

Add exclusion term *implantation or replacement of cardiac resynchronization pacemaker pulse generator only [CRT-P] (00.53)*

37.89 Revision or removal of pacemaker device

Add inclusion term Removal without replacement of cardiac resynchronization pacemaker device [CRT-P]

Add exclusion term *Excludes: replacement of existing pacemaker device with CRT-P pacemaker device (00.53)*

37.94 Implantation or replacement of automatic cardioverter/ defibrillator, total system [AICD]

Add exclusion term *Excludes: implantation of cardiac resynchronization defibrillator, total system [CRT-D] (00.51)*

37.96 Implantation of automatic cardioverter/defibrillator pulse generator only

Add exclusion term *Excludes: implantation or replacement of cardiac resynchronization defibrillator, pulse generator device only [CRT-D] (00.54)*

APPENDIX

37.98 Replacement of automatic cardioverter/defibrillator pulse generator only

Add exclusion term **Excludes:** replacement of cardiac resynchronization defibrillator, pulse generator device only [CRT-D] (00.54)

37.99 Other

Add inclusion term Removal without replacement of cardiac resynchronization defibrillator device [CRT-D]

Add inclusion term Revision or relocation of CRT-D pocket

38 Incision, excision, and occlusion of vessels

Add code also Code also any application or administration of an adhesion barrier substance (99.77)

38.9 Puncture of vessel

Revise exclusion term **Excludes:** that for circulatory monitoring (89.670 -89.69)

39.53 Repair of arteriovenous fistula

Excludes:

Revise exclusion term repair of:

Revise exclusion term arteriovenous shunt for renal dialysis (39.42)

Add exclusion term head and neck vessels, endovascular approach (39.72)

New code **39.72 Endovascular repair or occlusion of head and neck vessels**

Coil embolization or occlusion

Endograft(s)

Endovascular graft(s)

Liquid tissue adhesive (glue) embolization or occlusion

Other implant or substance for repair, embolization or occlusion

That for repair of aneurysm, arteriovenous malformation [AVM] or fistula

Revise code **39.79 Other endovascular graft repair of aneurysm of other vessels**

Delete inclusion term Implantation of graft in:
lower extremity artery(s):
celiac
femoral
hepatic
iliac
mesenteric
popliteal
renal
splenic
tibial
thoracic aorta
upper extremity artery(s):

APPENDIX

axillary
brachial
brachiocephalic
carotid
radial
ulnar

Stent-graft(s)

Add inclusion term Coil embolization or occlusion
Add inclusion term Endograft(s)
Add inclusion term Endovascular graft(s)
Add inclusion term Liquid tissue adhesive (glue) embolization or occlusion
Add inclusion term Other implant or substance for repair, embolization or occlusion

Add exclusion term ***Excludes:** endovascular repair or occlusion of head and neck vessels (39.72)
insertion of drug-eluting non-coronary artery stent(s) (00.55)
insertion of non-coronary artery stent(s) (for other than aneurysm repair) (39.90)
non-endovascular repair of arteriovenous fistula (39.53)
other surgical occlusion of vessels -see category 38.8
percutaneous transcatheter infusion (99.29)
transcatheter embolization for gastric or duodenal bleeding (44.44)*

Revise code **39.90 Insertion of non-drug-eluting, non-coronary artery stent(s) or stents**

Add inclusion term Bare stent(s)
Add inclusion term Bonded stent(s)
Add inclusion term Drug-coated stent(s), i.e., heparin coated
Add inclusion term Endograft(s)
Add inclusion term Endovascular graft(s)
Add exclusion term ***Excludes:** insertion of drug-eluting, non-coronary artery stent(s) (00.55)*

Add code also **41.4 Excision or destruction of lesion or tissue of spleen**
Code also any application or administration of an adhesion barrier substance (99.77)

Add code also **41.5 Total splenectomy**
Code also any application or administration of an adhesion barrier substance (99.77)

Add code also **41.9 Other operations on spleen and bone marrow**
Code also any application or administration of an adhesion barrier substance (99.77)

43 Incision and excision of stomach

APPENDIX

- Add code also Code also any application or administration of an adhesion barrier substance (99.77)
- 44 Other operations on stomach**
- Add code also Code also any application or administration of an adhesion barrier substance (99.77)
- 44.32 Percutaneous [endoscopic] gastrojejunostomy**
- Add inclusion term Endoscopic conversion of gastrostomy to jejunostomy
- 45 Incision, excision, and anastomosis of intestine**
- Add code also Code also any application or administration of an adhesion barrier substance (99.77)
- 46 Other operations on intestine**
- Add code also Code also any application or administration of an adhesion barrier substance (99.77)
- 46.32 Percutaneous [endoscopic] jejunostomy**
- Delete inclusion term Endoscopic conversion of gastrostomy to jejunostomy
- 46.79 Other repair of intestine**
- Add inclusion term Duodenoplasty
- 47 Operations on appendix**
- Add code also Code also any application or administration of an adhesion barrier substance (99.77)
- 48 Operations on rectum, rectosigmoid, and perirectal tissue**
- Add code also Code also any application or administration of an adhesion barrier substance (99.77)
- 49 Operations on anus**
- Add code also Code also any application or administration of an adhesion barrier substance (99.77)
- New code **49.75 Implantation or revision of artificial anal sphincter**
Removal with subsequent replacement
Replacement during same or subsequent operative episode
- New code **49.76 Removal of artificial anal sphincter**
Explantation or removal without replacement
Excludes: revision with implantation during same operative episode (49.75)
- 50 Operations on liver**
- Add code also Code also any application or administration of an adhesion barrier substance (99.77)

APPENDIX

- 51 Operations on gallbladder and biliary tract**
Add code also Code also any application or administration of an
adhesion barrier substance (99.77)
- 51.01 Percutaneous aspiration of gallbladder**
Add inclusion term Percutaneous cholecystotomy for drainage
Add inclusion term That by: needle or catheter
- 51.37 Anastomosis of hepatic duct to gastrointestinal tract**
Add inclusion term Kasai portoenterostomy
- 52 Operations on pancreas**
Add code also Code also any application or administration of an
adhesion barrier substance (99.77)
- 53 Repair of hernia**
Add code also Code also any application or administration of an
adhesion barrier substance (99.77)
- 54 Other operations on abdominal region**
Add code also Code also any application or administration of an
adhesion barrier substance (99.77)
- 54.95 Incision of peritoneum**
Add inclusion term Exploration of ventriculoperitoneal shunt at
peritoneal site
- 55 Operations on kidney**
Add code also Code also any application or administration of an
adhesion barrier substance (99.77)
- 56 Operations on ureter**
Add code also Code also any application or administration of an
adhesion barrier substance (99.77)
- 57 Operations on urinary bladder**
Add code also Code also any application or administration of an
adhesion barrier substance (99.77)
- 58 Operations on urethra**
Add code also Code also any application or administration of an
adhesion barrier substance (99.77)
- 59 Other operations on urinary tract**
Add code also Code also any application or administration of an
adhesion barrier substance (99.77)
- 60 Operations on prostate and seminal vesicles**
Add code also Code also any application or administration of an
adhesion barrier substance (99.77)

APPENDIX

- 65 Operations on ovary**
Add code also Code also any application or administration of an adhesion barrier substance (99.77)
- 66 Operations on fallopian tubes**
Add code also Code also any application or administration of an adhesion barrier substance (99.77)
- 67 Operations on cervix**
Add code also Code also any application or administration of an adhesion barrier substance (99.77)
- 68 Other incision and excision of uterus**
Add code also Code also any application or administration of an adhesion barrier substance (99.77)
- 69 Other operations on uterus and supporting structures**
Add code also Code also any application or administration of an adhesion barrier substance (99.77)
- 70 Operations on vagina and cul-de-sac**
Add code also Code also any application or administration of an adhesion barrier substance (99.77)
- 71 Operations on vulva and perineum**
Add code also Code also any application or administration of an adhesion barrier substance (99.77)
- 81.0 Spinal fusion**
Add code also Code also any 360 degree spinal fusion by a single incision (81.61)
Add code also Code also any insertion of interbody spinal fusion device (84.51)
Add code also Code also any insertion of recombinant bone morphogenetic protein (84.52)
- 81.3 Refusion of spine**
Add inclusion term Includes: arthrodesis of spine with:
Add inclusion term bone graft
Add inclusion term internal fixation
Add code also Code also any 360 degree spinal refusion by a single incision (81.61)
Add code also Code also any insertion of interbody spinal fusion device (84.51)
Add code also Code also any insertion of recombinant bone morphogenetic protein (84.52)

APPENDIX

New category	81.6 Other procedures on spine
New code	81.61 360 degree spinal fusion, single incision approach That by a single incision but fusing or refusing both anterior and posterior spine Code also refusion of spine (81.30 -81.39) Code also spinal fusion (81.00 – 81.08)
New category	84.5 Implantation of other musculoskeletal devices and substances
New code	84.51 Insertion of interbody spinal fusion device Insertion of: cages (carbon, ceramic, metal, plastic or titanium) interbody fusion cage synthetic cages or spacers threaded bone dowels Code also refusion of spine (81.30 – 81.39) Code also spinal fusion (81.00 – 81.08)
New code	84.52 Insertion of recombinant bone morphogenetic protein rhBMP That via collagen sponge, coral, ceramic and other carriers Code also primary procedure performed: fracture repair - (79.00-79.99) spinal fusion (81.00 - 81.08) spinal refusion (81.30 - 81.39)
Add inclusion term	86.28 Nonexcisional debridement of wound, infection, or burn <u>Maggot therapy</u>
Add exclusion term	86.65 Heterograft to skin <i>Excludes: application of dressing only (93.57)</i>
Add exclusion term	88.7 Diagnostic ultrasound <i>Excludes: therapeutic ultrasound (00.01 -00.09)</i>
Add exclusion term	88.91 Magnetic resonance imaging of brain and brain stem <i>Excludes: intraoperative magnetic resonance imaging (88.96)</i>
Add exclusion term	<i>real-time magnetic resonance imaging (88.96)</i>
New code	88.96 Other intraoperative magnetic resonance imaging iMRI Real-time magnetic resonance imaging
New code	89.60 Continuous intra-arterial blood gas monitoring Insertion of blood gas monitoring system and continuous monitoring of blood gases through an intra-arterial sensor

APPENDIX

- 89.65 Measurement of systemic arterial blood gases**
Add exclusion term *Excludes: continuous intra-arterial blood gas monitoring (89.60)*
- 93.57 Application of other wound dressing**
Add inclusion term Porcine wound dressing
- 93.98 Other control of atmospheric pressure and composition**
Delete inclusion term Nitric oxide therapy
Add exclusion term *Excludes: inhaled nitric oxide therapy (INO) (00.12)*
- 96.56 Other lavage of bronchus and trachea**
Add exclusion term *Excludes: diagnostic bronchoalveolar lavage (BAL) (33.24)*
Add exclusion term *whole lung lavage (33.99)*
- 99.19 Injection of anticoagulant**
Add exclusion term *Excludes: infusion of drotrecogin alfa (activated) (00.11)*
- 99.21 Injection of antibiotic**
Add exclusion term *Excludes: injection or infusion of oxazolidinone class of antibiotics (00.14)*
- 99.22 Injection of other anti-infective**
Add exclusion term *Excludes: injection or infusion of oxazolidinone class of antibiotics (00.14)*
- 99.25 Injection or infusion of cancer chemotherapeutic substance**
Excludes:
Add exclusion term *implantation of chemotherapeutic agent (00.10)*
- 99.28 Injection or infusion of biological response modifier [BRM] as an antineoplastic agent**
Add inclusion term High-dose interleukin-2 (IL-2) therapy
Add inclusion term Interleukin therapy
- 99.29 Injection or infusion of other therapeutic or prophylactic substance**
Excludes:
Add exclusion term *injection or infusion of human B-type natriuretic peptide (hBNP) (00.13)*
Add exclusion term *injection or infusion of nesiritide (00.13)*
- 99.71 Therapeutic plasmapheresis**
Add exclusion term *Excludes: extracorporeal immunoadsorption [ECI] 99.76*
- New code **99.76 Extracorporeal immunoadsorption**
Removal of antibodies from plasma with protein A columns

New code **99.77 Application or administration of adhesion barrier substance**

99.99 Other

Add inclusion term Leech therapy

Index

Add subterm **Administration (of) - see also injection**

Add subterm adhesion barrier substance 99.77

Add subterm inhaled nitric oxide 00.12

Application

Revise subterm adhesion barrier ~~gel~~substance 99.29-99.77

Add subterm barrier substance, adhesion 99.77

Add subterm bone morphogenetic protein (recombinant)(rhBMP) 84.52

Add subterm substance, adhesion barrier 99.77

Chemotherapy - see also Immunotherapy

for cancer NEC 99.25

Add subterm brain wafer implantation 00.10

Add subterm implantation of chemotherapeutic agent 00.10

Add subterm interstitial implantation 00.10

Add subterm intracavitary implantation 00.10

Add subterm wafer chemotherapy 00.10

Cholecystotomy 51.04

Add subterm percutaneous 51.01

Conversion

Change code gastrostomy to jejunostomy (endoscopic) ~~46.32-44.32~~

Add term Duodenoplasty 46.79

Embolization (transcatheter)

Add subterm adhesive (glue) 39.79

Add subterm head and neck 39.72

arteriovenous fistula 39.53

Add subterm endovascular 39.72

artery (selective) 38.80

by

Add subterm endovascular approach 39.79

Add subterm head and neck vessels 39.72

Add subterm AVM, intracranial, endovascular approach 39.72

Add subterm chemoembolization 99.25

Add subterm coil, endovascular 39.79

Add subterm head and neck 39.72

vein (selective) 38.80

Add subterm by

Add subterm endovascular approach 39.79

Add subterm head and neck 39.72

Exploration - see also Incision
shunt

- Add subterm ventriculoperitoneal at
- Add subterm peritoneal site 54.95
- Add subterm ventricular site 02.41

Fusion

- spinal (with graft)(with internal fixation)(with instrumentation) 81.00
- Add subterm 360 degree 81.61

Imaging (diagnostic)

- Add subterm intraoperative (iMRI) 88.96
- magnetic resonance (nuclear) (proton) NEC 88.97
- brain (brain stem) 88.91
- Add subterm intraoperative (iMRI) 88.96
- Add subterm real-time 88.96

Immunoabsorption

- Add term extracorporeal (ECI) 99.76
- Add subterm

Implant, implantation

- Add subterm bone morphogenetic protein (recombinant) (rhBMP) 84.52
- Add subterm cardiac resynchronization device
- Add subterm defibrillator (CRT-D) (total system) 00.51
- Add subterm left ventricular coronary venous lead only 00.52
- Add subterm pulse generator only 00.54
- Add subterm pacemaker (CRT-P) (total system) 00.50
- Add subterm left ventricular coronary venous lead only 00.52
- Add subterm pulse generator only 00.53
- Add subterm CRT-D (cardiac resynchronization defibrillator) 00.51
- Add subterm left ventricular coronary venous lead only 00.52
- Add subterm pulse generator only 00.54
- Add subterm CRT-P (cardiac resynchronization pacemaker) 00.50
- Add subterm left ventricular coronary venous lead only 00.52
- Add subterm pulse generator only 00.53

electrode(s)

- cardiac (initial)(transvenous) 37.70
- Add subterm left ventricular coronary venous system 00.52

pacemaker

- cardiac (device) (initial) (permanent) (replacement) 37.80
- Add subterm resynchronization device (CRT-P)
- Add subterm device only (initial) (replacement) 00.53
- Add subterm total system 00.50
- Add subterm transvenous lead into left ventricular coronary venous system 00.52

Infusion (intra-arterial)(intravenous)

- Add subterm antibiotic

APPENDIX

- Add subterm oxazolidinone class 00.14
- antineoplastic agent (chemotherapeutic) 99.25
- Add subterm high-dose interleukin-2 99.28
- biological response modifier [BRM], antineoplastic agent 99.28
- Add subterm high-dose interleukin-2 99.28
- Add subterm drotrecogin alfa (activated) 00.11
- Add subterm human B-type natriuretic peptide (hBNP) 00.13
- Add subterm nesiritide 00.13
- Add subterm recombinant protein 00.11

Injection (into) (hypodermically) (intramuscularly) (intravenously) (acting locally or systemically)

- Revise subterm adhesion barrier gel 99.29-substance 99.77
- antibiotic 99.21
- Add subterm oxazolidinone class 00.14
- antineoplastic agent (chemotherapeutic) NEC 99.25
- Add subterm high-dose interleukin-2 99.28
- Revise subterm barrier gel-substance, adhesion 99.29-99.77
- biological response modifier [BRM], antineoplastic agent 99.28
- Add subterm high-dose interleukin-2 99.28
- Add subterm gel, adhesion barrier - see Injection, adhesion barrier substance
- Add subterm human B-type natriuretic peptide (hBNP) 00.13
- Add subterm nesiritide 00.13

Insertion

- Add subterm bone morphogenetic protein (recombinant) (rhBMP) 84.52
- Add subterm cardiac resynchronization device
- Add subterm defibrillator (CRT-D) (total system) 00.51
- Add subterm left ventricular coronary venous lead only 00.52
- Add subterm pulse generator only 00.54
- Add subterm pacemaker (CRT-P) (total system) 00.50
- Add subterm left ventricular coronary venous lead only 00.52
- Add subterm pulse generator only 00.53
- Add subterm CRT-D (cardiac resynchronization defibrillator) 00.51
- Add subterm left ventricular coronary venous lead only 00.52
- Add subterm pulse generator only 00.54
- Add subterm CRT-P (cardiac resynchronization pacemaker) 00.50
- Add subterm left ventricular coronary venous lead only 00.52
- Add subterm pulse generator only 00.53

electrode (s)

- heart (initial) (transvenous) 37.70
- Add subterm left ventricular coronary venous system 00.52
- Add subterm endograft(s), endovascular graft(s)
- Add subterm endovascular, head and neck vessels 39.72
- Add subterm endovascular, other vessels (for aneurysm) 39.79

- Add subterm intra-arterial blood gas monitoring system 89.60

- Add subterm nasogastric tube
- Add subterm for

APPENDIX

- Add subterm decompression, intestinal 96.07
Add subterm feeding 96.6
Add subterm naso-intestinal tube 96.08
- pacemaker
cardiac (device) (initial) (permanent)(replacement) 37.80
resynchronization (CRT-P) (device)
Add subterm device only (initial) (replacement) 00.53
Add subterm total system 00.50
Add subterm transvenous lead into left ventricular coronary
venous system 00.52
- Add subterm sensor
Add subterm intra-arterial, for continuous blood gas monitoring
89.60
- spacer (cement) in joint – see category 80.0
Add subterm spine 84.51
- Add subterm spine
Add subterm cage (BAK) 84.51
Add subterm spacer 84.51
- stent(s) (stent graft)
Add subterm artery (bare) (bonded) (drug coated) (non-drug-eluting) 39.90
Add subterm coronary (bare) (bonded) (drug coated) (non-drug-
eluting) 36.06
Add subterm drug-eluting 36.07
non-coronary vessel 39.90
Add subterm drug-eluting 00.55
- tube – see also Catheterization and Intubation
Add subterm naso-intestinal 96.08
- Intubation** – see also Catheterization and Insertion
Add subterm naso-intestinal 96.08
- Add term **Kasai portoenterostomy 51.37**
- Add term **Laminoplasty, expansile 03.09**
- Lavage**
bronchus NEC 96.56
Add subterm diagnostic (endoscopic) bronchoalveolar lavage (BAL) 33.24
- Add subterm lung (total)(whole) 33.99
Add subterm diagnostic (endoscopic) bronchoalveolar lavage (BAL) 33.24
- Measurement**
arterial blood gases 89.65
blood gases

APPENDIX

- arterial 89.65
- Add subterm continuous intra-arterial 89.60
- venous 89.66
- systemic arterial
- blood gases 89.65
- Add subterm continuous intra-arterial 89.60
- Monitoring**
- Add subterm continuous intra-arterial blood gas 89.60
- Add term **Neuroablation**
- Add subterm radiofrequency 04.2
- Add term **NIPS (non-invasive programmed electrical stimulation) 37.26**
- Occlusion**
- artery
- Add subterm by endovascular approach - see Embolization, artery
- vein
- Add subterm by endovascular approach - see Embolization, vein
- Add term **Portoenterostomy (Kasai) 51.37**
- Relocation** – see also Revision
- Add subterm CRT-D pocket 37.99
- Add subterm CRT-P pocket 37.79
- Removal** –see also Excision
- Add subterm anal sphincter
- Add subterm with revision 49.75
- Add subterm without revision 49.76
- Revise subterm cardiac pacemaker (device) (initial) (permanent) (cardiac resynchronization device,CRT-P) 37.89
- with replacement
- cardiac resynchronization pacemaker (CRT-P)
- Add subterm device only 00.53
- Add subterm total system 00.50
- Revise subterm cardioverter/defibrillator pulse generator without replacement (cardiac resynchronizati defibrillator device (CRT-D))37.99
- Repair**
- anal sphincter 49.79
- artificial sphincter
- Add subterm implantation 49.75
- Add subterm revision 49.75
- aneurysm (false) (true) 39.52
- by or with
- coil (endovascular approach) 39.79
- Add subterm head and neck 39.72

APPENDIX

Add subterm endovascular graft 39.79
Add subterm head and neck 39.72
Add subterm liquid tissue adhesive (glue) 39.79
Add subterm endovascular approach 39.79
Add subterm head and neck 39.72
methyl methacrylate 39.52
Add subterm endovascular approach 39.79
Add subterm head and neck 39.72
occlusion 39.52
Add subterm endovascular approach 39.79
Add subterm head and neck 39.72
arteriovenous fistula 39.53
by or with
Add subterm coil (endovascular approach) 39.79
Add subterm head and neck vessels 39.72
occlusion 39.53
Add subterm endovascular approach 39.79
Add subterm head and neck 39.72
artery NEC 39.59
by
Add subterm endovascular approach 39.79
Add subterm head and neck 39.72
blood vessel NEC 39.59
peripheral vessel NEC 39.59
Add subterm by endovascular approach 39.79
fistula - see also Closure,fistula
arteriovenous 39.53
coagulation 39.53
Add subterm endovascular approach 39.79
Add subterm head and neck 39.72
occlusion 39.53
Add subterm endovascular approach 39.79
Add subterm head and neck 39.72
vein NEC 39.59
by
Add subterm endovascular approach 39.79
Add subterm head and neck 39.72

Replacement

Add subterm cardiac resynchronization device
Add subterm defibrillator (CRT-D) (total system) 00.51
Add subterm left ventricular coronary venous lead only 00.52
Add subterm pulse generator only 00.54
Add subterm pacemaker (CRT-P) (total system) 00.50
Add subterm left ventricular coronary venous lead only 00.52
Add subterm pulse generator only 00.53
Add subterm CRT-D (cardiac resynchronization defibrillator) 00.51
Add subterm left ventricular coronary venous lead only 00.52
Add subterm pulse generator only 00.54
Add subterm CRT-P (cardiac resynchronization pacemaker) 00.50
Add subterm left ventricular coronary venous lead only 00.52

APPENDIX

- Add subterm pulse generator only 00.53
pacemaker
- Add subterm cardiac device (initial) (permanent)
resynchronization – see Replacement,CRT-P
electrode(s), cardiac (atrial) (transvenous) (ventricular)
37.76
- Add subterm left ventricular coronary venous system 00.52
- Add subterm Stimulation (electronic) – see also Implant, electronic stimulator
defibrillator
- Add subterm non-invasive programmed electrical stimulation (NIPS)
37.26

Therapy

- inhalation NEC 93.96
nitric oxide 00.12
- Add subterm leech 99.99
- Add subterm maggot 86.28
- Change code nitric oxide ~~93.98~~00.12
respiratory NEC 93.99
- Change code nitric oxide ~~93.98~~00.12
- Revise subterm ultrasound 93.35
- Add subterm heat therapy 93.35
- Add subterm physical therapy 93.35
- Add subterm therapeutic - see Ultrasound

Ultrasonography

- Add subterm therapeutic - see Ultrasound

Ultrasound

- Add subterm therapeutic
- Add subterm head 00.01
- Add subterm heart 00.02
- Add subterm neck 00.01
- Add subterm other therapeutic ultrasound 00.09
- Add subterm peripheral vascular vessels 00.03
- Add subterm vessels of head and neck 00.01

FY 2004 Final Addenda
ICD-9-CM, Volume 3, Procedures
 Effective October 1, 2003

Tabular List

New code	00.15 High-dose infusion interleukin-2 [IL-2] Infusion (IV bolus, CIV) interleukin Injection of aldesleukin <i>Excludes: low-dose infusion interleukin-2 (99.28)</i>
Add inclusion term	02.41 Irrigation and exploration of ventricular shunt Re-programming of ventriculoperitoneal shunt
Add exclusion term	03.53 Repair of vertebral fracture <i>Excludes:</i>
Add exclusion term	<u>kyphoplasty (78.49)</u>
Add exclusion term	<u>vertebroplasty (78.49)</u>
Revise code title	37.33 Excision or destruction of other lesion or tissue of heart, open approach
Add inclusion term	<u>Ablation of heart tissue (cryoablation) (electrocurrent) (laser) (microwave) (radiofrequency) (resection), open chest approach</u>
Add inclusion term	<u>Cox-maze procedure</u>
Add inclusion term	<u>Maze procedure</u>
Add inclusion term	<u>Modified maze procedure, trans-thoracic approach</u>
Revise exclusion term	<i>Excludes: <u>catheter ablation, excision or destruction of lesion or tissues of heart, endovascular approach (37.34)</u></i>
Revise code title	37.34 Catheter ablation Excision or destruction of other lesion or tissues of heart, other approach
Add inclusion term	<u>Ablation of heart tissue (cryoablation) (electrocurrent) (laser) (microwave) (radiofrequency) (resection), via peripherally inserted catheter</u>
Delete inclusion term	<u>Cryoablation of lesion or tissues of heart</u>
Delete inclusion term	<u>Electrocurrent of lesion or tissues of heart</u>
Add inclusion term	<u>Modified maze procedure, endovascular approach</u>
Delete inclusion term	<u>Resection of lesion or tissues of heart</u>
New category	37.5 Heart replacement procedures
New code	37.51 Heart transplantation <i>Excludes: combined heart-lung transplantation (33.6)</i>
New code	37.52 Implantation of total replacement heart system Artificial heart Implantation of fully implantable total replacement heart system, including ventriculectomy <i>Excludes: implantation of heart assist system (37.62, 37.65, 37.66)</i>

APPENDIX

- New code **37.53 Replacement or repair of thoracic unit of total replacement heart system**
Excludes: replacement and repair of heart assist system (37.63)
- New code **37.54 Replacement or repair of other implantable component of total replacement heart system**
 Implantable battery
 Implantable\ controller
 Transcutaneous energy transfer [TET] device
Excludes: replacement and repair of heart assist system (37.63)
replacement or repair of thoracic unit of total replacement heart system (37.53)
- 37.62 Implant of other heart assist system**
 Add exclusion term *Excludes: implantation of total replacement heart system (37.52)*
- 37.63 Replacement and repair of heart assist system**
 Add exclusion term *Excludes: replacement or repair of other implantable component of total replacement heart system (37.54)*
 Add exclusion term *replacement or repair of thoracic unit of total replacement heart system (37.53)*
- 37.65 Implant of external, pulsatile heart assist system**
 Add exclusion term *Excludes: implantation of total replacement heart system (37.52)*
- 37.66 Implant of an implantable, pulsatile heart assist system**
 Add exclusion term *Excludes: implantation of total replacement heart system (37.52)*
- 37.94 Implantation or replacement of automatic cardioverter/defibrillator, total system [AICD]**
 Implantation of defibrillator with leads (epicardial patches), formation of pocket (abdominal fascia) (subcutaneous), any transvenous leads, intraoperative procedures for evaluation of lead signals, and obtaining
 defibrillator threshold measurements (electrophysiologic studies [EPS])
 Revise inclusion term
- 37.99 Other**
 Add exclusion term Excludes: maze procedure (Cox-maze), open (37.33)
 Add exclusion term maze procedure, endovascular approach (37.34)
- Revise code title **39.79 Other endovascular repair (of aneurysm) of other vessels**

APPENDIX

67.59 Other repair of internal cervical os

Excludes:

Add exclusion term laparoscopically assisted supracervical hysterectomy [LASH] (68.31)

New category **68.3 Subtotal abdominal hysterectomy**

Delete inclusion term Supracervical hysterectomy

New code **68.31 Laparoscopic supracervical hysterectomy [LSH]**

Classic infrafascial SEMM hysterectomy [CISH]

Laparoscopically assisted supracervical

hysterectomy

[LASH]

New code **68.39 Other subtotal abdominal hysterectomy, NOS**

Supracervical hysterectomy

Excludes:

classic infrafascial SEMM hysterectomy [CISH] (68.31)

laparoscopic supracervical hysterectomy [LSH] (68.31)

68.9 Other and unspecified hysterectomy

Excludes:

Revise exclusion term abdominal hysterectomy, any approach (68.3, 68.31-68.39, 68.4, 68.6)

81.0 Spinal fusion

Add code also note Code also the total number of vertebrae fused (81.62-81.64)

81.3 Refusion of spine

Add code also note Code also the total number of vertebrae fused (81.62-81.64)

81.6 Other procedures on spine

Add note Note: Number of vertebrae

The vertebral spine consists of 25 vertebrae in the following order and number:

Cervical: C1 (atlas), C2 (axis), C3, C4, C5, C6, C7

Thoracic or Dorsal: T1, T2, T3, T4, T5, T6, T7,

T8, T9, T10, T11, T12

Lumbar and Sacral: L1, L2, L3, L4, L5, S1

Coders should report only one code from the series 81.62 or 81.63 or 81.64 to show the total number of vertebrae fused on the patient.

Add code also note Code also the level and approach of the fusion or refusion (81.00-81.08, 81.30-81.39)

81.61 360 degree spinal fusion, single incision approach

Add code also note Code also the total number of vertebrae fused (81.62-81.64)

APPENDIX

New code **81.62 Fusion or refusion of 2-3 vertebrae**
 New code **81.63 Fusion or refusion of 4- 8 vertebrae**
 New code **81.64 Fusion or refusion of 9 or more vertebrae**

92.28 Injection or instillation of radioisotopes

Add inclusion term Injection or infusion of radioimmunoconjugate
 Add inclusion term Iodine-131 [I-131] tositumomab
 Add inclusion term Radioimmunotherapy
 Add inclusion term Yttrium-90 [Y-90] ibritumomab tiuxetan

99.25 Injection or infusion of cancer chemotherapeutic substance

Revise exclusion term *Excludes: immunotherapy, antineoplastic (00.15, 99.28)*

99.28 Injection or infusion of biological response modifier [BRM] as an ntineoplastic agent

Revise inclusion term High-Low-dose interleukin-2 [IL-2] therapy
 Add exclusion term *Excludes: high-dose infusion interleukin-2 [IL-2] (00.15)*

Index

Ablation

lesion
 Revise subterm heart (ventricular) 37.33
 Delete subterm by cardiac catheter 37.34
 Add subterm by peripherally inserted catheter 37.34
 Add subterm endovascular approach 37.34
 Add subterm Maze procedure (Cox-maze)
 Add subterm endovascular approach 37.34
 Add subterm open (trans-thoracic) approach 37.33
 Add subterm trans-thoracic approach 37.33
 tissue
 Add subterm heart – see ablation, lesion, heart

Change code **Bell-Beuttner operation (subtotal abdominal hysterectomy)**
68.3-68.39

Add subterm laparoscopic 68.31

Bisection -- see also Excision

Change code hysterectomy 68.3-68.39
 Add subterm laparoscopic 68.31

Add term **CISH [classic infrafascial SEMM hysterectomy] 68.31**

Diversion,urinary

Revise term biliopancreatic (BPD) 43.7 [45.51] [45.91]
 Add subterm with duodenal switch 43.89 [45.51] [45.91]
 Add subterm urinary
 Revise subterm cutaneous 56.61
 Revise subterm ileal conduit 56.51
 Revise subterm internal NEC 56.71
 Revise subterm ureter to

APPENDIX

Revise subterm	<u>intestine 56.71</u>
Revise subterm	<u>skin 56.61</u>
Revise subterm	<u>uretero-ileostomy 56.51</u>
Add term	<u>Drotrecogin alfa (activated), infusion 00.11</u>
Change code	<u>Fundectomy, uterine 68.3-68.39</u>
	Fusion
Revise subterm	<u>atlas-axis (spine) 81.01--see Fusion, spinal, atlas-axis</u>
Delete subterm	<u>for pseudarthrosis 81.31</u>
Revise subterm	<u>cervical (spine) (C2 level or below) NEC 81.02-- see</u> <u>Fusion, spinal, cervical</u>
Delete subterm	<u>anterior (interbody), anterolateral technique 81.02</u>
Delete subterm	<u>C1-C2 level (anterior interbody) (anterolateral) 81.01</u>
Delete subterm	<u>for pseudarthrosis 81.32</u>
Delete subterm	<u>occiput-C2 81.01</u>
Delete subterm	<u>posterior (interbody), posterolateral technique 81.03</u>
Revise subterm	<u>craniocervical 81.01-- see Fusion, spinal, craniocervical</u>
Delete subterm	<u>for pseudarthrosis 81.31</u>
Revise subterm	<u>dorsal, dorsolumbar NEC 81.05-- see Fusion, spinal,</u> <u>dorsal, dorsolumbar</u>
Delete subterm	<u>anterior (interbody), anterolateral technique 81.04</u>
Delete subterm	<u>for pseudarthrosis 81.34</u>
Delete subterm	<u>for pseudarthrosis 81.35</u>
Delete subterm	<u>posterior (interbody) posterolateral technique 81.05</u>
Delete subterm	<u>for pseudarthrosis 81.35</u>
Revise subterm	<u>lumbar, lumbosacral NEC 81.08-- see Fusion, spinal,</u> <u>lumbar, lumbosacral</u>
Delete subterm	<u>anterior (interbody), anterolateral technique 81.06</u>
Delete subterm	<u>for pseudarthrosis 81.36</u>
Delete subterm	<u>for pseudarthrosis 81.38</u>
Delete subterm	<u>lateral transverse process technique 81.07</u>
Delete subterm	<u>for pseudarthrosis 81.37</u>
Delete subterm	<u>posterior (interbody), posterolateral technique 81.08</u>
Delete subterm	<u>for pseudarthrosis 81.38</u>
Revise subterm	<u>occiput-C2 (spinal) 81.01-- see Fusion, spinal, occiput</u>
Delete subterm	<u>for pseudarthrosis 81.31</u>
	<u>spinal (with graft) (with internal fixation) (with</u> <u>instrumentation) 81.00</u>
Add subterm	<u>number of vertebrae - see codes 81.62 - 81.64</u>
	<u>occiput-C2 (anterior) (transoral) (posterior) 81.01</u> <u>for pseudarthrosis 81.31</u>

Add note

Note : Also use either 81.62, 81.63, or 81.64 as an additional code to show the total number of vertebrae fused

Hysterectomy 68.9

abdominal 68.4
 partial or subtotal (supracervical) (supravaginal) ~~68.3~~ 68.39
 Change code supracervical 68.39
 Add subterm classic infra fascial SEMM hysterectomy [CISH] 68.31
 Add subterm laparoscopically assisted [LASH] 68.31

Immunotherapy, antineoplastic 99.28

Interleukin-2 (low-dose) 99.28
 Add subterm high-dose 00.15
 Revise subterm Proleukin (low-dose) 99.28
 Add subterm high-dose 00.15

Implant, implantation

heart
 artificial ~~37.62~~ 37.52
 Add subterm total replacement system 37.52
 Add subterm total replacement system 37.52

Infusion (intra-arterial)(intravenous)

antineoplastic agent (chemotherapeutic) 99.25
 high-dose interleukin-2 ~~99.28~~ 00.15
 Change code low-dose interleukin-2 99.28
 Add subterm biological response modifier [BRM], antineoplastic agent 99.28
 high-dose interleukin-2 ~~99.28~~ 00.15
 Add subterm low-dose interleukin-2 99.28
 Add subterm Proleukin (low-dose) 99.28
 Add subterm high-dose 00.15
 Add subterm radioimmunoconjugate 92.28
 Add subterm radioimmunotherapy 92.28

Injection (into) (hypodermically) (intramuscularly) (intravenously) (acting locally or systemically)

antineoplastic agent (chemotherapeutic) NEC 99.25
 high-dose interleukin-2 ~~99.28~~ 00.15
 Change code low-dose interleukin-2 99.28
 Add subterm biological response modifier [BRM], antineoplastic agent 99.28
 high-dose interleukin-2 ~~99.28~~ 00.15
 Change code low-dose interleukin-2 99.28
 Add subterm radioimmunoconjugate 92.28
 Add subterm radioimmunotherapy 92.28

Add term Kyphoplasty 78.49

APPENDIX

Revise term	Lash operation (internal cervical os repair) 67.59
Add subterm	<u>internal cervical os repair 67.59</u>
Add subterm	<u>laparoscopic supracervical hysterectomy 68.31</u>
Add term	LASIK (Laser-assisted in situ keratomileusis) 11.71
	Operation
Change code	Bell-Beuttner (subtotal abdominal hysterectomy) 68.3- 68.39
Change code	bisection hysterectomy 68.3- 68.39
Add subterm	<u>laparoscopic 68.31</u>
Add subterm	<u>Cox-maze procedure (ablation or destruction of heart tissue) – see maze procedure</u>
Revise term	Lash (internal cervical os repair) 67.59
Add subterm	<u>internal cervical os repair 67.59</u>
Add subterm	<u>laparoscopic supracervical hysterectomy 68.31</u>
Add subterm	<u>Maze procedure (ablation or destruction of heart tissue)</u>
Add subterm	<u>by incision (open) 37.33</u>
Add subterm	<u>by peripherally inserted catheter 37.34</u>
Add subterm	<u>endovascular approach 37.34</u>
Add subterm	<u>trans-thoracic approach 37.33</u>
	Roux-en-Y
Add subterm	<u>gastroenterostomy 44.39</u>
Add subterm	<u>gastrojejunostomy 44.39</u>
Add term	Radioimmunotherapy 92.28
	Refusion
	spinal, NOS 81.30
Add subterm	<u>number of vertebrae – see codes 81.62 – 81.64</u>
	refusion NEC 81.39
Add note	
	Note : Also use either 81.62, 81.63, or 81.64 as an additional code to show the total number of vertebrae fused
	Repair
	aneurysm (false) (true) 39.52
	by or with
Revise subterm	<u>endovascular graft 39.79</u>
	heart 37.4
Add subterm	<u>total replacement system 37.52</u>
Add subterm	<u>implantable battery 37.54</u>
Add subterm	<u>implantable controller 37.54</u>
Add subterm	<u>thoracic unit 37.53</u>
Add subterm	<u>transcutaneous energy transfer [TET] device 37.54</u>

Replacement

- heart
 - artificial 37.63
 - total replacement system 37.52
 - implantable battery 37.54
 - implantable controller 37.54
 - thoracic unit 37.53
 - transcutaneous energy transfer [TET] device 37.54

- total replacement system 37.52
 - implantable battery 37.54
 - implantable controller 37.54
 - thoracic unit 37.53
 - transcutaneous energy transfer [TET] device 37.54

Revision

- cardiac resynchronization defibrillator (CRT-D) 37.99
 - cardiac resynchronization pacemaker (CRT-P) device (permanent) 37.89
 - electrode(s) (atrial) (transvenous) (ventricular) 37.75
 - pocket 37.79

Roux-en-Y operation

- gastroenterostomy 44.39
 - gastrojejunostomy 44.39

Scan,scanning

- MUGA (multiple gated acquisition) - see Scan, radioisotope

Transplant, transplantation

- heart (orthotopic) 37.51

- Add term **Vertebroplasty (percutaneous) 78.49**

FY 2005 Final Addenda
ICD-9-CM Volume 3, Procedures
 Effective October 1, 2004

Tabular List

	00.0 Therapeutic ultrasound
Add exclusion term	<i>Excludes:</i> <u>diagnostic ultrasound (non-invasive) (88.71-88.79)</u> <u>intracardiac echocardiography [ICE] (heart chamber(s)) (37.28)</u> <u>intravascular imaging (adjunctive) (00.21-00.29)</u>
New code	00.16 Pressurized treatment of venous bypass graft [conduit] with pharmaceutical substance Ex-vivo treatment of vessel Hyperbaric pressurized graft [conduit]
New code	00.17 Infusion of vasopressor agent
New subcategory	00.2 Intravascular imaging of blood vessels Endovascular ultrasonography Intravascular ultrasound (IVUS) Code also any synchronous diagnostic or therapeutic procedures <i>Excludes: therapeutic ultrasound (00.01-00.09)</i>
New code	00.21 Intravascular imaging of extracranial cerebral vessels Common carotid vessels and branches Intravascular ultrasound (IVUS), extracranial cerebral vessels <i>Excludes: diagnostic ultrasound (non-invasive) of head and neck (88.71)</i>
New code	00.22 Intravascular imaging of intrathoracic vessels Aorta and aortic arch Intravascular ultrasound (IVUS), intrathoracic vessels Vena cava (superior) (inferior) <i>Excludes: diagnostic ultrasound (non-invasive) of other sites of thorax (88.73)</i>
New code	00.23 Intravascular imaging of peripheral vessels Imaging of: vessels of arm(s) vessels of leg(s) Intravascular ultrasound (IVUS), peripheral vessels <i>Excludes: diagnostic ultrasound (non-invasive) of peripheral vascular system (88.77)</i>

- New code **00.61 Percutaneous angioplasty or atherectomy of precerebral (extracranial) vessel(s)**
 Basilar
 Carotid
 Vertebral
 Code also any:
 injection or infusion of thrombolytic agent (99.10)
 percutaneous insertion of carotid artery stent(s) (00.63)
 percutaneous insertion of other precerebral artery stent(s) (00.64)
 Excludes:
 angioplasty or atherectomy of other non-coronary vessel(s) (39.50)
 removal of cerebrovascular obstruction of vessel(s) by open approach (38.01-38.02, 38.11-38.12, 38.31-38.32, 38.41-38.42)
- New code **00.62 Percutaneous angioplasty or atherectomy of intracranial vessel(s)**
 Code also any:
 injection or infusion of thrombolytic agent (99.10)
 percutaneous insertion of intracranial stent(s)(00.65)
 Excludes:
 angioplasty or atherectomy of other non-coronary vessel(s) (39.50)
 removal of cerebrovascular obstruction of vessel(s) by open approach (38.01-38.02, 38.11-38.12, 38.31-38.32, 38.41-38.42)
- New code **00.63 Percutaneous insertion of carotid artery stent(s)**
 Includes the use of any embolic protection device, distal protection device, filter device, or stent delivery system
 Non-drug-eluting stent
 Code also percutaneous angioplasty or atherectomy of precerebral vessel(s) (00.61)
- New code **00.64 Percutaneous insertion of other precerebral (extracranial) artery stent(s)**
 Includes the use of any embolic protection device, distal protection device, filter device, or stent delivery system
 Basilar stent
 Vertebral stent
 Code also percutaneous angioplasty or atherectomy of precerebral vessel(s) (00.61)
- New code **00.65 Percutaneous insertion of intracranial vascular stent(s)**
 Includes the use of any embolic protection device, distal protection device, filter device, or stent delivery system
 Code also percutaneous angioplasty or atherectomy of intracranial vessel(s) (00.62)

3

- New subcategory **00.9 Other procedures and interventions**
- New code **00.91 Transplant from live related donor**
Code also organ transplant procedure
- New code **00.92 Transplant from live non-related donor**
Code also organ transplant procedure
- New code **00.93 Transplant from cadaver**
Code also organ transplant procedure
- Revise code title **01.22 Removal of intracranial neurostimulator lead(s)**
Add code also note Code also any removal of neurostimulator pulse generator (86.05)
- Revise code title **02.93 Implantation or replacement of intracranial neurostimulator Lead(s)**
Add code also note Code also any insertion of neurostimulator pulse generator (86.94- 86.96)
- Revise code title **03.93 ~~Insertion~~ Implantation or replacement of spinal neurostimulator lead(s)**
Add code also Code also any insertion of neurostimulator pulse generator (86.94- 86.96)
- Revise code title **03.94 Removal of spinal neurostimulator lead(s)**
Add code also note Code also any removal of neurostimulator pulse generator (86.05)
- Revise code title **04.92 Implantation or replacement of peripheral neurostimulator lead(s)**
Add code also note Code also any insertion of neurostimulator pulse generator (86.94-86.96)
- Revise code title **04.93 Removal of peripheral neurostimulator lead(s)**
Add code also note Code also any removal of neurostimulator pulse generator (86.05)
- Add note **11.60 Corneal transplant, not otherwise specified**
Note: To report donor source -see codes 00.91-00.93
- New code **27.64 Insertion of palatal implant**
- Add code also note **27.69 Other plastic repair of palate**
Code also any insertion of palatal implant (27.64)
- Add note **33.5 Lung transplant**
Note: To report donor source -see codes 00.91-00.93
- Add note **33.6 Combined heart-lung transplantation**
Note: To report donor source -see codes 00.91-00.93

36.1 Bypass anastomosis for heart revascularization

- Add code also note Code also:
pressurized treatment of venous bypass graft [conduit] with pharmaceutical substance, if performed (00.16)
- Revise code title **36.11 (Aorto)coronary bypass of one coronary artery**
- Revise code title **36.12 (Aorto)coronary bypass of two coronary arteries**
- Revise code title **36.13 (Aorto)coronary bypass of three coronary arteries**
- Revise code title **36.14 (Aorto)coronary bypass of four or more coronary arteries**
- 37.26 Cardiac electrophysiologic stimulation and recording studies**
- Add exclusion term ***Excludes:*** *device interrogation only without arrhythmia induction (bedside check) (89.45-89.49)*
- 37.28 Intracardiac echocardiography**
- Add inclusion term Echocardiography of heart chambers
- Add exclusion term ***Excludes:*** intravascular imaging of coronary vessels (intravascular ultrasound)(IVUS) (00.24)
- 37.52 Implantation of total replacement heart system**
- Excludes:*** *implantation of heart assist system [VAD] (37.62, 37.65, 37.66)*
- Revise exclusion term
- 37.53 Replacement or repair of thoracic unit of total replacement heart system**
- Revise exclusion term ***Excludes:*** *replacement and repair of heart assist system [VAD] (37.63)*
- 37.54 Replacement or repair of other implantable component of total replacement heart system**
- Revise exclusion term ***Excludes:*** *replacement and repair of heart assist system [VAD] (37.63)*
- Revise subcategory title **37.6 Implantation of heart and circulatory assist system**
- Revise code title **37.62 ~~Implant~~ Insertion of other non-implantable heart assist system**
- Delete inclusion term insertion of centrifugal pump
- Delete inclusion term insertion of heart assist system, not specified as pulsatile
- Excludes:*** insertion of percutaneous external heart assist device (37.68)
- Add exclusion term
- Revise code title **37.63 ~~Replacement and r~~ Repair of heart assist system**
- Add inclusion term Replacement of parts of an existing ventricular assist device (VAD)

APPENDIX

Excludes:

- Revise exclusion term *replacement or repair of other implantable component of total replacement heart system [artificial heart] (37.54)*
- Revise exclusion term *replacement or repair of thoracic unit of total replacement heart system [artificial heart] (37.53)*

37.64 Removal of heart assist system

Excludes:

- Add exclusion term *explantation [removal] of percutaneous external heart assist device (97.44)*
- Revise code title **37.65 Implant of an external, pulsatile heart assist system**
- Revise note Note: Device not implantable (outside the body but connected to heart) with external circulation and pump. Includes open chest (sternotomy) procedure for cannulae attachments
- Add exclusion term **Excludes:** *insertion of percutaneous external heart assist device (37.68)*

Revise code title **37.66 Implant Insertion of an implantable, pulsatile heart assist system**

- Add inclusion term Axial flow heart assist system
- Add inclusion term Diagonal pump heart assist system
- Add inclusion term Left ventricular assist device (LVAD)
- Add inclusion term Pulsatile heart assist system
- Add inclusion term Right ventricular assist device (RVAD)
- Add inclusion term Rotary pump heart assist system
- Add inclusion term Ventricular assist device (VAD) not otherwise specified

Excludes:

- Revise exclusion term *implantation of total replacement heart system [artificial heart] (37.52)*
- Add exclusion term *insertion of percutaneous external heart assist device (37.68)*

New code **37.68 Insertion of percutaneous external heart assist device**

- Includes percutaneous [femoral] insertion of cannulae attachments
- Circulatory assist device
- Extrinsic heart assist device
- pVAD
- Percutaneous heart assist device

New code **37.90 Insertion of left atrial appendage device**

- Left atrial filter
- Left atrial occluder
- Transseptal catheter technique

37.99 Other

Excludes:

- Add exclusion term *insertion of left atrial appendage device (37.90)*

39.2 Other shunt or vascular bypass

Add code also note Code also pressurized treatment of venous bypass graft [conduit] with pharmaceutical substance, if performed (00.16)

Revise code title **39.50 Angioplasty or atherectomy of other non-coronary vessel(s)**

Percutaneous transluminal angioplasty (PTA) of non-coronary vessel:

Delete inclusion term head and neck arteries:

Delete inclusion term basilar

Delete inclusion term carotid

Delete inclusion term vertebral

Code also any:

Add code also note percutaneous insertion of carotid artery stent(s) (00.63)

Add exclusion term **Excludes:**
percutaneous angioplasty or atherectomy of precerebral or cerebral vessel(s) (00.61 -00.62)

39.7 Endovascular repair of vessel

Excludes:

Revise exclusion term angioplasty or atherectomy of other non-coronary vessel(s) (39.50)

Revise exclusion term insertion of non-drug-eluting non-coronary peripheral vessel stent(s) or stents (39.90)

Add exclusion term percutaneous insertion of carotid artery stent(s) (00.63)

Add exclusion term percutaneous insertion of intracranial stent(s) (00.65)

Add exclusion term percutaneous insertion of other precerebral artery stent(s) (00.64)

39.79 Other endovascular repair (of aneurysm) of other vessels

Excludes:

Revise exclusion term insertion of drug-eluting non-coronary artery peripheral vessel stent(s) (00.55)

Revise exclusion term insertion of non-drug-eluting non-coronary artery peripheral vessel stent(s) (for other than aneurysm repair) (39.90)

Revise code title **39.90 Insertion of non-drug-eluting, non-coronary artery peripheral vessel stent(s)**

Excludes:

Revise exclusion term insertion of drug-eluting, non-coronary artery peripheral vessel stent(s) (00.55)

Add exclusion term percutaneous insertion of carotid artery stent(s) (00.63)

Add exclusion term percutaneous insertion of intracranial stent(s) (00.65)

Add exclusion term percutaneous insertion of other precerebral artery stent(s) (00.64)

41.0 Bone marrow or hematopoietic stem cell transplant

Add note Note: To report donor source -see codes 00.91-00.93

APPENDIX

- New code **44.38 Laparoscopic gastroenterostomy**
 Bypass: gastroduodenostomy
 gastroenterostomy
 gastrogastrostomy
 Laparoscopic gastrojejunostomy without gastrectomy
 NEC
 Excludes: gastroenterostomy, open approach (44.39)
- 44.66 Other procedures for creation of esophagogastric
 sphincteric competence**
 Add exclusion term *Excludes: that by laparoscopy (44.67)*
- New code **44.67 Laparoscopic procedures for creation of esophago-
 gastric sphincteric competence Fundoplication**
 Gastric cardioplasty
 Nissen's fundoplication
 Restoration of cardio-esophageal angle
- New code **44.68 Laparoscopic gastroplasty**
 Banding
 Silastic vertical banding
 Vertical banded gastroplasty (VBG)
 Code also any synchronous laparoscopic gastro-
 enterostomy (44.38)
 *Excludes: insertion, laparoscopic adjustable gastric band
 (restrictive procedure) (44.95)
 other repair of stomach, open approach
 (44.61-44.65, 44.69)*
- New code **44.95 Laparoscopic gastric restrictive procedure**
 Adjustable gastric band and port insertion
 *Excludes: laparoscopic gastroplasty (44.68)
 other repair of stomach (44.69)*
- New code **44.96 Laparoscopic revision of gastric restrictive procedure**
 Revision or replacement of:
 adjustable gastric band
 subcutaneous gastric port device
- New code **44.97 Laparoscopic removal of gastric restrictive device(s)**
 Removal of either or both:
 adjustable gastric band
 subcutaneous port device
 *Excludes:
 nonoperative removal of gastric restrictive device(s)
 (97.86)
 open removal of gastric restrictive device(s) (44.99)*
- New code **44.98 (Laparoscopic) adjustment of size of adjustable
 gastric restrictive device**
 Infusion of saline for device tightening
 Withdrawal of saline for device loosening

APPENDIX

Code also any:
abdominal ultrasound (88.76)
abdominal wall fluoroscopy (88.09)
barium swallow (87.61)10

46.97 Transplant of intestine
Add note Note: To report donor source -see codes 00.91-00.93

50.19 Other diagnostic procedures on liver
Add inclusion term Laparoscopic liver biopsy

50.5 Liver transplant
Add note Note: To report donor source -see codes 00.91-00.93

52.8 Transplant of pancreas
Add note Note: To report donor source -see codes 00.91-00.93

55.5 Complete nephrectomy
Add code also note Code also any synchronous excision of:
adrenal gland (07.21-07.3)

55.6 Transplant of kidney
Add note Note: To report donor source -see codes 00.91-00.93

65.99 Other
Add inclusion term Ovarian drilling

75.34 Other fetal monitoring
Add inclusion term Antepartum fetal nonstress test

78.6 Removal of implanted devices from bone
Add inclusion term Removal of internal limb lengthening device

80.51 Excision of intervertebral disc
Add exclusion term *Excludes: that for insertion of (non-fusion) spinal disc replacement device (84.60 – 84.69)*

New code **81.65 Vertebroplasty**
Injection of bone void filler (cement)(polymethylmethacrylate)(PMMA) into the diseased or fractured vertebral body
Excludes: kyphoplasty (81.66)

New code **81.66 Kyphoplasty**
Insertion of inflatable balloon, bone tamp, or other device to create a cavity for partial restoration of height of diseased or fractured vertebral body prior to injection of bone void filler (cement) (polymethylmethacrylate) (PMMA)
Excludes: vertebroplasty (81.65)

84.5 Implantation of other musculoskeletal devices and substances

- Add exclusion term **Excludes:** *insertion of (non-fusion) spinal disc replacement device (84.60 – 84.69)*
- New code **84.53 Implantation of internal limb lengthening device with kinetic distraction**
Code also limb lengthening procedure (78.30 – 78.39)
- New code **84.54 Implantation of other internal limb lengthening device**
Implantation of internal limb lengthening device, Not Otherwise Specified (NOS)
Code also limb lengthening procedure (78.30 – 78.39)
- New code **84.55 Insertion of bone void filler**
Insertion of:
acrylic cement (PMMA)
bone void cement
calcium based bone void filler
polymethylmethacrylate (PMMA)
Excludes: *that with kyphoplasty (81.66)*
that with vertebroplasty (81.65)
- New code **84.59 Insertion of other spinal devices**
- New subcategory **84.6 Replacement of spinal disc**
Includes: non-fusion arthroplasty of the spine with insertion of artificial disc prosthesis
- New code **84.60 Insertion of spinal disc prosthesis, not otherwise specified**
Replacement of spinal disc, NOS
Includes: discectomy (discectomy)
- New code **84.61 Insertion of partial spinal disc prosthesis, cervical**
Nuclear replacement device, cervical
Partial artificial disc prosthesis (flexible), cervical
Replacement of nuclear disc (nucleus pulposus), cervical
Includes: discectomy (discectomy)
- New code **84.62 Insertion of total spinal disc prosthesis, cervical**
Replacement of cervical spinal disc, NOS
Replacement of total spinal disc, cervical
Total artificial disc prosthesis (flexible), cervical
Includes: discectomy (discectomy)
- New code **84.63 Insertion of spinal disc prosthesis, thoracic**
Artificial disc prosthesis (flexible), thoracic
Replacement of thoracic spinal disc, partial or total
Includes: discectomy (discectomy)

APPENDIX

New code	84.64 Insertion of partial spinal disc prosthesis, lumbosacral Nuclear replacement device, lumbar Partial artificial disc prosthesis (flexible), lumbar Replacement of nuclear disc (nucleus pulposus), lumbar Includes: diskectomy (discectomy)
New code	84.65 Insertion of total spinal disc prosthesis, lumbosacral Replacement of lumbar spinal disc, NOS Replacement of total spinal disc, lumbar Total artificial disc prosthesis (flexible), lumbar Includes: diskectomy (discectomy)
New code	84.66 Revision or replacement of artificial spinal disc prosthesis, cervical Removal of (partial) (total) spinal disc prosthesis with synchronous insertion of new (partial) (total) spinal disc prosthesis, cervical Repair of previously inserted spinal disc prosthesis, cervical
New code	84.67 Revision or replacement of artificial spinal disc prosthesis, thoracic Removal of (partial) (total) spinal disc prosthesis with synchronous insertion of new (partial) (total) spinal disc prosthesis, thoracic Repair of previously inserted spinal disc prosthesis, thoracic
New code	84.68 Revision or replacement of artificial spinal disc prosthesis, lumbosacral Removal of (partial) (total) spinal disc prosthesis with synchronous insertion of new (partial) (total) spinal disc prosthesis, lumbosacral Repair of previously inserted spinal disc prosthesis, lumbosacral
New code	84.69 Revision or replacement of artificial spinal disc prosthesis, not otherwise specified Removal of (partial) (total) spinal disc prosthesis with synchronous insertion of new (partial) (total) spinal disc prosthesis Repair of previously inserted spinal disc prosthesis
Revise code title	86.05 Incision with removal of foreign body or device from skin and subcutaneous tissue
Add inclusion term	<u>Removal of neurostimulator pulse generator (single array, dual array)</u>
	86.09 Other incision of skin and subcutaneous tissue
Add inclusion term	<u>Relocation of subcutaneous device pocket NEC</u>
Add inclusion term	<u>Reopening subcutaneous pocket for device revision without replacement</u>

APPENDIX

- New code **86.94 Insertion or replacement of single array neurostimulator pulse generator**
Pulse generator (single array, single channel) for intracranial, spinal and peripheral neurostimulator
Code also any associated lead implantation (02.93,03.93,04.92)
- New code **86.95 Insertion or replacement of dual array neurostimulator pulse generator**
Pulse generator (dual array, dual channel) for intracranial, spinal, and peripheral neurostimulator
Code also any associated lead implantation (02.93,03.93,04.92)
- New code **86.96 Insertion or replacement of other neurostimulator pulse generator**
Code also any associated lead implantation (02.93,03.93,04.92)
Excludes: insertion of dual array neurostimulator pulse generator (86.95)
insertion of single array neurostimulator pulse generator (86.94)
- 88.7 Diagnostic ultrasound**
Non-invasive ultrasound
Add inclusion term
Add exclusion term *Excludes: intravascular imaging (adjunctive) (IVUS) (00.21-00.29)*
- 88.72 Diagnostic ultrasound of heart**
Delete inclusion term Intravascular ultrasound of heart
Add inclusion term Transesophageal echocardiography
Add exclusion term *Excludes: echocardiography of heart chambers (37.28)*
intracardiac echocardiography (ICE) (37.28)
intravascular (IVUS) imaging of coronary vessels (00.24)
- Revise subcategory title **89.4 Cardiac stress tests, pacemaker and defibrillator checks**
- 89.45 Artificial pacemaker rate check**
Add inclusion term Bedside device check of pacemaker or cardiac resynchronization pacemaker [CRT-P]
Add inclusion term Interrogation only without arrhythmia induction
Add exclusion term *Excludes: electrophysiologic studies [EPS] (37.26)*
Add exclusion term *non-invasive programmed electrical stimulation [NIPS] (arrhythmia induction) (37.26)*

APPENDIX

- New code **89.49 Automatic implantable cardioverter/defibrillator (AICD) check**
 Bedside check of an AICD or cardiac resynchronization defibrillator [CRT-D]
 Checking pacing thresholds of device
 Interrogation only without arrhythmia induction
Excludes:
electrophysiologic studies [EPS] (37.26)
non-invasive programmed electrical stimulation [NIPS] (arrhythmia induction) (37.26)
- 93.90 Continuous positive airway pressure [CPAP]**
 Add inclusion term Bi-level airway pressure
 Add inclusion term Non-invasive positive pressure (NIPPV)
- 96.7 Other continuous mechanical ventilation**
Excludes:
 Add exclusion term non-invasive positive pressure (NIPPV) (93.90)
- 97.44 Nonoperative removal of heart assist system**
 Add inclusion term Explantation [removal] of circulatory assist device
 Add inclusion term Explantation [removal] of percutaneous external heart assist device
 Add inclusion term Removal of extrinsic heart assist device
 Add inclusion term Removal of pVAD
 Add inclusion term Removal of percutaneous heart assist device
- New code **99.78 Aquapheresis**
 Plasma water removal
 Ultrafiltration [for water removal]
Excludes:
hemodiafiltration (39.95)
hemodialysis (39.95)
therapeutic plasmapheresis (99.71)

Index

- Adjustment**
 Add subterm gastric restrictive device (laparoscopic) 44.98
- Analysis**
 Add subterm cardiac rhythm device (CRT-D) (CRT-P) (AICD) (pacemaker) -see Interrogation
- Angioplasty (laser) - see also Repair, blood vessel**
 balloon (percutaneous transluminal) NEC 39.50
 other sites (femoropopliteal) (iliac) (non-coronary) (renal) (vertebral) 39.50
 percutaneous transluminal (balloon) (single vessel) 39.50
 basilar 39.50-00.61
 carotid 39.50-00.61
- Delete subterm
 Revise subterm
 Revise subterm
 Revise subterm

APPENDIX

Add subterm cerebral (intracranial) 00.62
Add subterm cerebrovascular
Add subterm cerebral (intracranial) 00.62
Add subterm precerebral (extracranial) 00.61
Add subterm carotid 00.61
Delete subterm ~~head and neck 39.50~~
Add subterm peripheral NEC 39.50
Add subterm precerebral (extracranial) 00.61
Add subterm carotid 00.61
Add subterm subclavian 39.50
Revise subterm vertebral 39.50-00.61
specified sites NEC 39.50
Add subterm cerebrovascular
Add subterm cerebral (intracranial) 00.62
Add subterm precerebral (extracranial) 00.61
Add subterm peripheral 39.50

Add term **Aquapheresis 99.78**

Atherectomy

Add subterm cerebrovascular - see angioplasty

Revise term **Banding, pulmonary artery 38.85**

Add subterm gastric 44.68

Add subterm vertical 44.68

Add subterm pulmonary artery 38.85

Biopsy

liver 50.11

Add subterm laparoscopic 50.19

Bypass

gastric 44.39

Add subterm laparoscopic 44.38

gastroduodenostomy (Jaboulay's) 44.39

Add subterm laparoscopic 44.38

gastroenterostomy 44.39

Add subterm laparoscopic 44.38

gastrogastrostomy 44.39

Add subterm laparoscopic 44.38

Add subterm graft, pressurized treatment 00.16

shunt

stomach 44.39

Add subterm laparoscopic 44.38

Cardioplasty (stomach and esophagus) 44.65

stomach alone 44.66

Add subterm laparoscopic 44.67

APPENDIX

	Check
Add subterm	<u>automatic implantable cardioverter/defibrillator (AICD) (interrogation only) 89.49</u>
Add subterm	<u>CRT-D (cardiac resynchronization defibrillator) (interrogation only) 89.49</u>
Add subterm	<u>CRT-P (cardiac resynchronization pacemaker) (interrogation only) 89.45</u>
Revise subterm	pacemaker, artificial (cardiac)(function) (<u>interrogation only</u>)(rate) 89.45
	Creation – see also Formation
Add subterm	esophagogastric sphincteric competence NEC 44.66 <u>laparoscopic 44.67</u>
Add term	Decoy, E2F 00.16
Add term	Discectomy – see Diskectomy
Revise term	Diskectomy (<u>discectomy</u>), intervertebral 80.51 18
Revise subterm	Drilling, bone – see also Incision, bone 77.10
Add subterm	bone - see also Incision, bone 77.10
Add subterm	<u>ovary 65.99</u>
Add term	E2F decoy 00.16
	Echocardiography 88.72
Revise subterm	intracardiac (<u>heart chambers</u>) (ICE) 37.28
Add subterm	<u>intravascular (coronary vessels) 00.24</u>
	Enterterectomy (gas) (with patch graft) 38.10
Revise subterm	head and neck NEC (<u>open</u>) 38.12
Add subterm	<u>percutaneous approach, intracranial vessel(s) 00.62</u>
Add subterm	<u>percutaneous approach, precerebral (extracranial) vessel(s) 00.61</u>
Revise subterm	intracranial (<u>open</u>) NEC 38.11
Add subterm	<u>percutaneous approach, intracranial vessel(s) 00.62</u>
Add subterm	<u>percutaneous approach, precerebral (extracranial) vessel(s) 00.61</u>
	Enterogastrostomy 44.39
Add subterm	<u>laparoscopic 44.38</u>
	Evaluation (of)
Add subterm	<u>cardiac rhythm device (CRT-D) (CRT-P) (AICD) (pacemaker)</u> – see Interrogation
	Excision
Add subterm	<u>heart assist system</u> – see Removal
	Exclusion, pyloric 44.39
Add subterm	<u>laparoscopic 44.38</u>

APPENDIX

- Add term **Explant, explantation** – see Removal
- Add subterm **Fundoplication (esophageal) (Nissen's)** 44.66
laparoscopic 44.67
- Add subterm **Gastroduodenostomy (bypass) (Jaboulay's)** 44.39
laparoscopic 44.38
- Add subterm **Gastroenterostomy (bypass) NEC** 44.39
laparoscopic 44.38
- Add subterm **Gastrogastrostomy (bypass)** 44.39
laparoscopic 44.38
- Add subterm **Gastrojejunostomy (bypass)** 44.39
laparoscopic 44.38
- Add subterm **Gastroplasty NEC** 44.69
laparoscopic 44.68
- Add subterm vertical banded gastroplasty (VBG) 44.68
- Add subterm **Gastroplication** 44.69
laparoscopic 44.68
- Add subterm **Imaging (diagnostic)**
endovascular ultrasound – see Imaging, intravascular ultrasound
- Revise subterm intraoperative (iMRI) 88-96
- Add subterm iMRI - see Imaging, magnetic resonance
- Add subterm intravascular - see Imaging, intravascular ultrasound
- Add subterm intravascular ultrasound (IVUS) 00.29
- Add subterm aorta 00.22
- Add subterm aortic arch 00.22
- Add subterm carotid vessel 00.21
- Add subterm cerebral vessel, extracranial 00.21
- Add subterm coronary vessel 00.24
- Add subterm Intrathoracic vessel 00.22
- Add subterm other specified vessel 00.28
- Add subterm peripheral vessel 00.23
- Add subterm renal vessel 00.25
- Add subterm vena cava (inferior) (superior) 00.22
- Add subterm magnetic resonance (nuclear) (proton) NEC 88.97
- Add subterm computer assisted surgery (CAS) with MR/MRA 00.32
- Add subterm **Implant, implantation**
bone void filler 84.55
- Add subterm that with kyphoplasty 81.66
- Add subterm that with vertebroplasty 81.65
- Revise subterm device; vascular access 86-07
- Add subterm adjustable gastric band and port 44.95
- Add subterm Lap-Band™ 44.95

APPENDIX

Add subterm	<u>left atrial appendage 37.90</u>
Add subterm	<u>left atrial filter 37.90</u>
Add subterm	<u>left atrial occluder 37.90</u>
Add subterm	<u>vascular access 86.07</u>
	electrode(s)
Add subterm	<u>sacral nerve 04.92</u>
	electronic stimulator
Revise subterm	brain 02-93-- see Implant, neurostimulator, brain
Revise subterm	intracranial 02-93-- see Implant, neurostimulator, intracranial
Revise subterm	peripheral nerve 04-92-- see Implant, neurostimulator, peripheral nerve
Revise subterm	spine 03-93-- see Implant, neurostimulator, spine
	heart
	assist system NEC 37.62
Revise subterm	external (pulsatile) 37.65
Add subterm	<u>extrinsic 37.68</u>
Revise subterm	implantable (pulsatile)-37.66
Delete subterm	non-pulsatile 37.62
Add subterm	<u>non-implantable 37.62</u>
Add subterm	<u>percutaneous external 37.68</u>
Add subterm	<u>pVAD 37.68</u>
Add subterm	<u>circulatory assist system - see Implant, heart, assist system</u>
Add subterm	<u>interbody spinal fusion device 84.51</u>
Add subterm	<u>Lap-Band™ 44.95</u>
Add subterm	<u>limb lengthening device, internal (NOS) 84.54</u>
Add subterm	<u>with kinetic distraction 84.53</u>
Revise subterm	neuropacemaker - see Implant, neurostimulator, by site
Delete subterm	brain 02-93
Delete subterm	intracranial 02-93
Delete subterm	peripheral nerve 04-92
Delete subterm	spine 03-93
	neurostimulator
Add subterm	<u>electrodes</u>
Revise indent	<u>brain 02.93</u>
Revise indent	<u>intracranial 02.93</u>
Revise indent	<u>peripheral nerve 04.92</u>
Add subterm	<u>sacral nerve 04.92</u>
Revise indent	<u>spine 03.93</u>
Add subterm	<u>pulse generator 86.96</u>
Add subterm	<u>dual array 86.95</u>
Add subterm	<u>single array 86.94</u>
	pacemaker
Revise subterm	brain 02-93-- see Implant, neurostimulator, brain
Revise subterm	intracranial 02-93-- see Implant, neurostimulator, intracranial
Revise subterm	neural - see Implant, neurostimulator, by site
Delete subterm	brain 02-93
Delete subterm	intracranial 02-93
Delete subterm	peripheral nerve 04-92

APPENDIX

Delete subterm spine 03.93
Revise subterm peripheral nerve 04.92 – see Implant, neurostimulator, peripheral nerve
Revise subterm spine 03.93 – see Implant, neurostimulator, spine
Revise subterm stimoceiver – see Implant, neurostimulator, by site
Delete subterm brain 02.93
Delete subterm intracranial 02.93
Delete subterm peripheral nerve 04.92
Delete subterm spine 03.93
Add subterm Tandem™ heart 37.68

Infusion (intra-arterial) (intravenous)

Add subterm vasopressor 00.17

Insertion

Add subterm band (adjustable)
Add subterm gastric, laparoscopic 44.95
Add subterm Lap-Band™ 44.95
Add subterm bone void filler 84.55
Add subterm that with kyphoplasty 81.66
Add subterm that with vertebroplasty 81.65
Add subterm carotid artery stent(s)(stent graft) (00.63)
coronary (artery)
Delete subterm stent(s) (stent graft) 36.06
Add subterm stent, drug-eluting 36.07
Add subterm stent, non-drug-eluting 36.06
device, vascular access 86.07
Add subterm adjustable gastric band and port 44.95
Add subterm Lap-Band™ 44.95
Add subterm left atrial appendage 37.90
Add subterm left atrial filter 37.90
Add subterm left atrial occluder 37.90
Add subterm vascular access 86.07
electrode(s)
Add subterm sacral nerve 04.92
heart
Add subterm assist system – see Implant, heart assist system
Add subterm circulatory assist system - see Implant, heart assist system
Add subterm interbody spinal fusion device 84.51
Add subterm Lap-Band™ 44.95
Revise subterm leads (cardiac) – see Insertion, electrode(s), heart
Add subterm limb lengthening device, internal, NOS 84.54
Add subterm with kinetic distraction 84.53
Revise subterm neuropacemaker – see Implant, neuropacemaker neurostimulator, by site
non-coronary vessel
Revise subterm stent(s) (stent graft) 39.90

APPENDIX

Add subterm	<u>basilar 00.64</u>
Add subterm	<u>carotid 00.63</u>
Add subterm	<u>extracranial 00.64</u>
Add subterm	<u>intracranial 00.65</u>
Add subterm	<u>peripheral 39.90</u>
Add subterm	<u>bare, drug-coated 39.90</u>
Add subterm	<u>drug-eluting 00.55</u>
Add subterm	<u>vertebral 00.64</u>
	pacemaker
Revise subterm	brain 02-93-- see <u>Implant, neurostimulator, brain</u>
Revise subterm	intracranial 02-93-- see <u>Implant, neurostimulator, intracranial</u>
Revise subterm	neural -- see <u>Implant, neurostimulator, by site</u>
Delete subterm	brain 02-93
Delete subterm	intracranial 02-93
Delete subterm	peripheral nerve 04-92
Delete subterm	spine 03-93
Revise subterm	peripheral nerve 04-92-- see <u>Implant, neurostimulator, peripheral nerve</u>
Revise subterm	spine 03-93-- see <u>Implant, neurostimulator, spine</u>
Add subterm	<u>palatal implant 27.64</u>
	prosthesis, prosthetic device
Add subterm	<u>spine</u>
Add subterm	<u>artificial disc, NOS 84.60</u>
Add subterm	<u>cervical 84.62</u>
Add subterm	<u>nucleus 84.61</u>
Add subterm	<u>partial 84.61</u>
Add subterm	<u>total 84.62</u>
Add subterm	<u>lumbar, lumbosacral 84.65</u>
Add subterm	<u>nucleus 84.64</u>
Add subterm	<u>partial 84.64</u>
Add subterm	<u>total 84.65</u>
Add subterm	<u>thoracic (partial)(total) 84.63</u>
Add subterm	<u>other device 84.59</u>
	spine
Add subterm	<u>bone void filler</u>
Add subterm	<u>that with kyphoplasty 81.66</u>
Add subterm	<u>that with vertebroplasty 81.65</u>
Add subterm	<u>interbody spinal fusion device 84.51</u>
	stent(s)(stent graft)
Revise subterm	artery (bare)(bonded)(drug coated)(non-drug-eluting) 39-90
Add subterm	<u>basilar 00.64</u>
Add subterm	<u>carotid 00.63</u>
Add subterm	<u>cerebrovascular</u>
Add subterm	<u>cerebral (intracranial) 00.65</u>
Add subterm	<u>precerebral (extracranial) 00.64</u>
Add subterm	<u>carotid 00.63</u>
Add subterm	<u>extracranial 00.64</u>
Add subterm	<u>carotid 00.63</u>

APPENDIX

Add subterm	<u>intracranial 00.65</u>
Revise subterm	non-coronary vessel 39.90
Add subterm	<u>basilar 00.64</u>
Add subterm	<u>carotid 00.63</u>
Delete subterm	<u>drug-eluting 00.55</u>
Add subterm	<u>extracranial 00.64</u>
Add subterm	<u>intracranial 00.65</u>
Add subterm	<u>peripheral 39.90</u>
Add subterm	<u>bare, drug-coated 39.90</u>
Add subterm	<u>drug-eluting 00.55</u>
Add subterm	<u>vertebral 00.64</u>
Revise subterm	<u>coronary (artery) (bare) (bonded) (drug-coated) (non-drug-eluting) 36.06</u>
Add subterm	<u>drug-eluting 36.07</u>
Revise subterm	non-coronary vessel 39.90
Add subterm	<u>basilar 00.64</u>
Add subterm	<u>carotid 00.63</u>
Add subterm	<u>extracranial 00.64</u>
Add subterm	<u>intracranial 00.65</u>
Add subterm	<u>peripheral 39.90</u>
Add subterm	<u>bare, drug-coated 39.90</u>
Add subterm	<u>drug-eluting 00.55</u>
Add subterm	<u>vertebral 00.64</u>
Revise subterm	peripheral vessel – see non-coronary vessel 39.90
Add subterm	<u>bare, drug-coated 39.90</u>
Add subterm	<u>drug-eluting 00.55</u>
Add subterm	<u>precerebral 00.64</u>
Add subterm	<u>subclavian 39.90</u>
Add subterm	<u>bare, drug-coated 39.90</u>
Add subterm	<u>drug-eluting 00.55</u>
Add subterm	<u>vertebral 00.64</u>
Revise subterm	stimoceiver – see Implant, stimoceiver , neurostimulator, by site
Add subterm	Tandem™ heart 37.68

Interrogation

New term	<u>cardioverter-defibrillator, automatic (AICD)</u>
Add subterm	<u>with NIPS (arrhythmia induction) 37.26</u>
Add subterm	<u>Interrogation only (bedside device check) 89.49</u>
Add subterm	<u>CRT-D (cardiac resynchronization defibrillator)</u>
Add subterm	<u>with NIPS (arrhythmia induction) 37.26</u>
Add subterm	<u>interrogation only (bedside device check) 89.49</u>
Add subterm	<u>CRT-P (cardiac resynchronization pacemaker)</u>
Add subterm	<u>with NIPS (arrhythmia induction) 37.26</u>
Add subterm	<u>interrogation only (bedside device check) 89.45</u>
Add subterm	<u>pacemaker</u>
Add subterm	<u>with NIPS (arrhythmia induction) 37.26</u>
Add subterm	<u>interrogation only (bedside device check) 89.45</u>

Invagination, diverticulum

gastric 44.69

APPENDIX

Add subterm laparoscopic 44.68
stomach 44.69
Add subterm laparoscopic 44.68

Inversion

diverticulum
gastric 44.69
Add subterm laparoscopic 44.68
stomach 44.69
Add subterm laparoscopic 44.68

Jaboulay operation (gastroduodenostomy) 44.39

Add subterm laparoscopic 44.38

Change code **Kyphoplasty** 78.49-81.66

Monitoring

fetus (fetal heart)
antepartum
Change code nonstress (fetal activity acceleration determinations)
75.35-4

Nissen operation (fundoplication of stomach) 44.66

Add subterm laparoscopic 44.67

Operation

Jaboulay (gastroduodenostomy) 44.39
Add subterm laparoscopic 44.38
Nissen (fundoplication of stomach) 44.66
Add subterm laparoscopic 44.67
pyloric exclusion 44.39
Add subterm laparoscopic 44.38
Roux-en-Y
gastroenterostomy 44.39
Add subterm laparoscopic 44.38
gastrojejunostomy 44.39
Add subterm laparoscopic 44.38

Plication

stomach 44.69
Add subterm laparoscopic 44.68

Pressurized

Add term
Add subterm graft treatment 00.16

Add term **pVAD (percutaneous ventricular assist device)** 37.68

Radiography (diagnostic) NEC 88.39

Add subterm computer assisted surgery (CAS) with fluoroscopy 00.33

- Relocation** – see also Revision
 Add subterm subcutaneous device pocket NEC 86.09
- Removal** – see also Excision
 electrodes
 Add subterm sacral nerve 04.93
 electronic
 stimulator – see Removal, neurostimulator, by site
 Delete subterm brain 01.22
 Delete subterm with synchronous replacement 02.93
 Delete subterm intracranial 01.22
 Delete subterm with synchronous replacement 02.93
 Delete subterm peripheral nerve 04.93
 Delete subterm with synchronous replacement 04.92
 Delete subterm spinal 03.94
 Delete subterm with synchronous replacement 03.93
 Add subterm gastric band (adjustable), laparoscopic 44.97
 Revise subterm heart assist system 37.64
 Add subterm open removal 37.64
 Add subterm percutaneous external device 97.44
 Add subterm limb lengthening device, internal – see category 78.6
 Revise subterm neuropacemaker – see Removal, neurostimulator, by site
 Delete subterm brain 01.22
 Delete subterm with synchronous replacement 02.93
 Delete subterm intracranial 01.22
 Delete subterm with synchronous replacement 02.93
 Delete subterm peripheral nerve 04.93
 Delete subterm with synchronous replacement 04.92
 Delete subterm spinal 03.94
 Delete subterm with synchronous replacement 03.93
 neurostimulator
 electrodes
 Add subterm brain 01.22
 Revise indent with synchronous replacement 02.93
 Revise indent intracranial 01.22
 Revise indent with synchronous replacement 02.93
 Revise indent peripheral nerve 04.93
 Revise indent with synchronous replacement 04.92
 Add subterm sacral nerve 04.93
 Add subterm with synchronous replacement 04.92
 Revise indent spinal 03.94
 Revise indent with synchronous replacement 03.93
 Add subterm pulse generator (single array, dual array) 86.05
 Add subterm with synchronous replacement 86.96
 Add subterm dual array 86.95
 Add subterm single array 86.94
 pacemaker
 Revise subterm brain (intracranial) 01.22 – see Removal, neurostimulator
 Delete subterm with synchronous replacement 02.93

APPENDIX

Revise subterm	intracranial 01.22 – see <u>Removal, neurostimulator</u>
Delete subterm	<u>with synchronous replacement 02.93</u>
Revise subterm	neural – see <u>Removal, neurostimulator</u>
Delete subterm	<u>brain 01.22</u>
Delete subterm	<u>with synchronous replacement 02.93</u>
Delete subterm	<u>peripheral nerve 04.93</u>
Delete subterm	<u>with synchronous replacement 04.92</u>
Delete subterm	<u>spine 03.94</u>
Delete subterm	<u>with synchronous replacement 03.93</u>
Add subterm	<u>peripheral nerve - see Removal, neurostimulator</u>
Revise subterm	<u>spine 03.94 – see Removal, neurostimulator</u>
Delete subterm	<u>with synchronous replacement 03.93</u>
	pulse generator
Add subterm	<u>neurostimulator – see Removal, neurostimulator, pulse generator</u>
Revise subterm	stimoeceiver (brain) (intracranial) 01.22 – see <u>Removal, neurostimulator</u>
Delete subterm	<u>with synchronous replacement 02.93</u>
	Renotransplantation NEC 55.69
Add note	<u>Note: To report donor source:</u>
	<u>cadaver 00.93</u>
	<u>live non-related donor 00.92</u>
	<u>live related donor 00.91</u>
	<u>live unrelated donor 00.92</u>
	Repair
	artery NEC 39.59
	by
Revise subterm	endovascular approach 39.79
Revise subterm	head and neck (<u>embolization or occlusion</u>) 39.72
Add subterm	<u>other repair (of aneurysm) 39.79</u>
Add subterm	<u>percutaneous repair of intracranial vessel(s) (for stent insertion) 00.62</u>
Add subterm	<u>percutaneous repair of precerebral (extracranial) vessel(s) (for stent insertion) 00.61</u>
	non-coronary percutaneous transluminal angioplasty or atherectomy
Revise subterm	basilar 39.50-00.61
Revise subterm	carotid 39.50-00.61
Delete subterm	<u>head and neck NOS 39.50</u>
Revise subterm	vertebral 39.50-00.61
	stoma
	stomach 44.69
Add subterm	<u>laparoscopic 44.68</u>
	stomach NEC 44.69
Add subterm	<u>laparoscopic 44.68</u>
	vein NEC 39.59
	by
Revise subterm	endovascular approach 39.79
Revise subterm	head and neck (<u>embolization or occlusion</u>) 39.72

Replacement

- Add subterm disc - see Replacement, intervertebral disc
- electrode(s) - see Implant, electrode or lead by site or name of device
- Add subterm intracranial 02.93
- Add subterm pacemaker - see Replacement, pacemaker, electrode(s)
- Add subterm peripheral nerve 04.92
- Add subterm sacral nerve 04.92
- Add subterm spine 03.93
- electronic
- Revised subterm leads (electrode)(s) - see Replacement, pacemaker, electrode(s), cardiac
- Add subterm gastric band, laparoscopic 44.96
- Add subterm gastric port device (subcutaneous) 44.96
- Add subterm intervertebral disc
- Add subterm artificial, NOS 84.60
- Add subterm cervical 84.62
- Add subterm nucleus 84.61
- Add subterm partial 84.61
- Add subterm total 84.62
- Add subterm lumbar, lumbosacral 84.65
- Add subterm nucleus 84.64
- Add subterm partial 84.64
- Add subterm total 84.65
- Add subterm thoracic (partial) (total) 84.63
- Revised subterm leads (electrode)(s) - see Replacement, pacemaker, electrode(s), cardiac
- Revised subterm neuropacemaker - see Implant, neuropacemaker
- neurostimulator, by site
- Revised subterm neurostimulator - see also Implant, neurostimulator, by site
- Delete subterm peripheral nerve 04.92
- pacemaker
- Revised subterm brain 02.93 - see Implant, neurostimulator, brain
- Revised subterm intracranial 02.93 - see Implant, neurostimulator, intracranial
- Revised subterm neural - see Implant, neurostimulator, by site
- Delete subterm brain 02.93
- Delete subterm intracranial 02.93
- Delete subterm peripheral nerve 04.92
- Delete subterm spine 03.93
- Add subterm peripheral nerve - see Implant, neurostimulator, peripheral nerve
- Add subterm sacral nerve - see Implant, neurostimulator, sacral nerve
- Revised subterm spine 03.93 - see Implant, neurostimulator, spine

Reposition

- Add subterm neurostimulator
- Add subterm leads
- Add subterm subcutaneous, without device replacement 86.09
- Add subterm within brain 02.93

APPENDIX

Add subterm within or over peripheral nerve 04.92
Add subterm within or over sacral nerve 04.92
Add subterm within spine 03.93
Add subterm pulse generator
Add subterm subcutaneous, without device replacement 86.09
Add subterm subcutaneous device pocket NEC 86.09

Restoration

cardioesophageal angle 44.66
Add subterm laparoscopic 44.67

Add term

Restrictive

Add subterm gastric band, laparoscopic 44.95

Revision

Add subterm disc-see Revision, intervertebral disc
Add subterm gastric band, laparoscopic 44.96
Add subterm gastric port device
Add subterm laparoscopic 44.96
gastrostomy 44.69
Add subterm laparoscopic 44.68
Add subterm intervertebral disc, artificial (partial) (total) NOS 84.69
Add subterm cervical 84.66
Add subterm lumbar, lumbosacral 84.68
Add subterm thoracic 84.67
pocket
Add subterm subcutaneous device pocket NEC
Add subterm with initial insertion of generator or device – omit code
Add subterm new site 86.09
stoma
stomach 44.69
Add subterm laparoscopic 44.68

Roux-en-Y operation

gastroenterostomy 44.39
Add subterm laparoscopic 44.38
gastrojejunostomy 44.39
Add subterm laparoscopic 44.38

Scan, scanning

C.A.T. (computerized axial tomography) 88.38
Add subterm with computer assisted surgery (CAS) 00.31

Add term

Surgery

Add subterm computer assisted (CAS) 00.39
Add subterm CAS with CT/CTA 00.31
Add subterm CAS with fluoroscopy 00.33
Add subterm CAS with MR/MRA 00.32
Add subterm CAS with multiple datasets 00.35
Add subterm imageless 00.34
Add subterm other CAS 00.39

APPENDIX

Add subterm IGS – see Surgery, computer assisted
Add subterm image guided – see Surgery, computer assisted
Add subterm navigation (CT-free, IGN image guided, imageless)- see
Surgery, computer assisted

Therapy

respiratory NEC 93.99
Add subterm non-invasive positive pressure (NIPPV) 93.90

Transplant, transplantation

Add note Note: To report donor source:
cadaver 00.93
live non-related donor 00.92
live related donor 00.91
live unrelated donor 00.92

Add term **Ultrafiltration 99.78**
Add subterm hemodiafiltration 39.95
Add subterm hemodialysis (kidney) 39.95
Add subterm removal, plasma water 99.78
Add subterm therapeutic plasmapheresis 99.71

Ultrasonography

Revise subterm heart (~~intravascular~~) 88.72
Add subterm intravascular – see Ultrasound, intravascular (IVUS)

Ultrasound

Revise subterm heart (~~intravascular~~) 88.72
Add subterm intracardiac (heart chambers) (ICE) 37.28
Add subterm intravascular (coronary vessels)(IVUS) 00.24
Add subterm non-invasive 88.72
Add subterm intravascular (IVUS) 00.29
Add subterm aorta 00.22
Add subterm aortic arch 00.22
Add subterm cerebral vessel, extracranial 00.21
Add subterm coronary vessel 00.24
Add subterm intrathoracic vessel 00.22
Add subterm other specified vessel 00.28
Add subterm peripheral vessel 00.23
Add subterm renal vessel 00.25
Add subterm vena cava (inferior) (superior) 00.22

Add term **VAD (vascular access device) – see Implant, heart assist system**
Ventilation

Add subterm non-invasive positive pressure (NIPPV) 93.90

Change code **Vertebroplasty (percutaneous) 78-49-81.65**